



INTERSTATE PARKING
401 3rd Avenue North
Fargo, North Dakota

MEMORANDUM

TO: Parking Commission Members

FROM: Fargo Planning (Mark Williams & Maggie Squyer) *ms* & Interstate Parking

DATE: August 25, 2020

RE: Thursday, August 27, 2020 Parking Commission Agenda

Parking Commission Mission Statement

Manage, provide, promote and maintain safe, convenient, accessible, attractive and reasonably priced parking facilities that will meet the need of downtown businesses, employers, residents, students, and visitors.

Visit www.fargoparking.com for additional Downtown Fargo parking information.

PARKING COMMISSION
Thursday, August 27, 2020, 9:00 a.m.
Commission Chambers
AGENDA

- | | |
|--|-------------|
| 1) Approve Order of Agenda | Action Item |
| 2) Approval of Minutes | |
| a) Meeting of January 30, 2020 | Action Item |
| 3) Interstate Parking Report/Financial Data | |
| a) January 2020 - July 2020 | |
| 4) Hourly Rates at Mercantile Parking Garage | Action Item |
| 5) Citations & Collections | Action Item |
| 6) Assessment of Post Tensioned Reinforcement Tendons at the Civic Center Ramp | |
| 7) Staff Report | |
| a) Sale of Main Avenue Lot | |
| 8) Other Business | |

Parking Commission meetings are broadcast live on cable channel TV Fargo 56 and can be seen live by video stream on www.FargoND.gov/streaming. They are rebroadcast each Wednesday at 8:00 p.m., Friday at 9:00 a.m., and Sunday at 7:00 p.m.

People with disabilities who plan to attend the meeting and need special accommodations should call the Planning Office at 241-1474 or TDD at 241-8258. Please contact us at least 48 hours before the meeting to give our staff adequate time to make arrangements.

BOARD OF PARKING COMMISSIONERS MINUTES

Regular Meeting:

Thursday, January 30, 2020

The Regular Meeting of the Board of Parking Commissioners of the City of Fargo, North Dakota, was held in the Commission Chambers at City Hall at 9:00 a.m., Thursday, January 30, 2020.

The Parking Commissioners present or absent were as follows:

Present: Chair Mike Williams, Brian Hayer, Randy Thorson, Jay Krabbenhoft, Austin Morris

Absent: None

Chairperson Williams called the meeting to order.

Item 1: Approve Order of Agenda

Member Hayer moved the Order of Agenda be approved as presented. Second by Member Thorson. All Members present voted aye and the motion was declared carried.

Item 2: Minutes: Regular Meeting of November 21, 2019

Member Thorson moved the minutes of the November 21, 2019 Parking Commission meeting be approved. Second by Member Morris. All Members present voted aye and the motion was declared carried.

Item 3: Interstate Parking Report/Financial Data

a. November 2019

b. December 2019

Fargo Operations Manager Vanessa Hernandez, Interstate Parking (IP), presented the November and December 2019 financial and operation reports. Ms. Hernandez further reviewed the year-end revenues for 2019 in comparison to 2018.

Discussion was held regarding revenue projections for next year, and updates on the overnight enforcement of downtown parking since it went into effect on October 1, 2019.

Item 4: Request for Temporary Use of Parking Lot

a. Main Avenue Lot – Interstate Parking and the DCP

Ms. Hernandez reviewed the request from the Downtown Community Partnership (DCP), to utilize the Main Avenue Parking Lot during the 2020 Street Fair. She explained the lot would be used for a concert stage, and contract parkers would be temporarily relocated to the 4th Street Lot or the Island Park Ramp. Ms. Hernandez stated Interstate Parking is recommending to partner with the DCP and allow the use of the Main Avenue lot on July 18-19, 2020.

Upon questions from Member Thorson, DCP Event Coordinator Katelin Madsen clarified that the DCP does have the proper licensing and insurance in place to serve alcohol at this site. She also explained the plans in place for alternative parking sites during the event to accommodate contract parking customers who utilize the Main Avenue Lot.

Additional discussion included the layout and setup of the stage in the lot, and utilizing the FM Link shuttle along with promoting other parking options for public use during this event.

Member Thorson moved to approve the request for temporary use of the Main Avenue Parking Lot during the 2020 Street Fair. Second by Member Morris. All Members present voted aye and the motion was declared carried.

Item 5: Mercantile Parking Garage

a. City Commission Approvals

b. Results of Loan & Bond Sales and Long Term Income & Debt Projections

Director of Strategic Planning and Research Jim Gilmour reported on the status of the project. He referred to the packet information presented at the October 7, 2019 City Commission meeting, and summarized the items approved and pending. Mr. Gilmour also reviewed the financial projections report submitted to the Board for the years 2021 through 2046.

Discussion was held regarding the following: status on purchase of the land Island Park Ramp is built on; further review of the 2019 year-end revenues as stated in IP's reports in relation to projected revenues; future parking rate increases; and reevaluation of parking trends and options as new facilities open.

Item 6: Staff Report

Director of Planning and Development Nicole Crutchfield presented the following items.

a. Interstate Parking Contract Amendment

Ms. Crutchfield stated staff is close to final coordination of a contract with Interstate Parking. She reviewed the contract, the proposed amendments, and noted a draft has been submitted to the City's Finance Committee before presenting to the City Commission for final approval.

b. State of Downtown: Parking Open House

Ms. Crutchfield talked about this event and the flyer submitted to the Board. She stated this event is a collaboration between the Planning Department, Downtown Community Partnership (DCP), and Interstate Parking (IP).

Discussion followed regarding the upcoming open house, and further research of resources available to assist the public to find downtown parking options - such as cell phone apps.

c. Ground Transportation Center (GTC) Update

Ms. Crutchfield reported on the status of repairs needed at the GTC. She noted KLJ is the construction management coordinator working with staff on this project.

d. Signage Update

Ms. Crutchfield talked about updated signage to be placed along 3rd Avenue North between 4th Street and the alleyway, implementing 4-hour parking. She stated with the move of the Police Department and the former Fargo Cass Public Health from their 4th Street locations, downtown visitors will soon be able to utilize this area for parking.

Item 7: Other Business

No other business was discussed.

Member Morris moved to adjourn the meeting at 9:57 a.m. Second by Member Thorson. All Members present voted aye and the motion was declared carried.



CITY OF FARGO
PARKING
REPORT
JANUARY 2020

February 14th, 2020

Nicole B. Crutchfield
Planning Director
City of Fargo
200 3rd Street North
Fargo, ND 58102

Dear Ms. Crutchfield:

We are pleased to provide the Parking Report for the month ended January 31st, 2020. The enclosed reports have been prepared and reviewed by me, and are complete and accurate to the best of my knowledge.

Enclosed with this correspondence, you will find the following:

- 2020 Revenue Report for the month ending January 31st, 2020
- 2020 Revenue Report for the one month ending January 31st, 2020
- Invoice copies to support the City Expenses deduction scheduled on the Revenue Report for the month ending January 31st, 2020
- Month ending January 31st, 2020 Transient Revenue analytical graphs by location

Should you have any questions or concerns please feel free to contact me directly at (414)-274-2874.

Sincerely,

Kristi Laufenberg
Corporate Controller
Interstate Parking Company

City of Fargo

2020 Revenue Report



For the Month Ending January 31st, 2020:

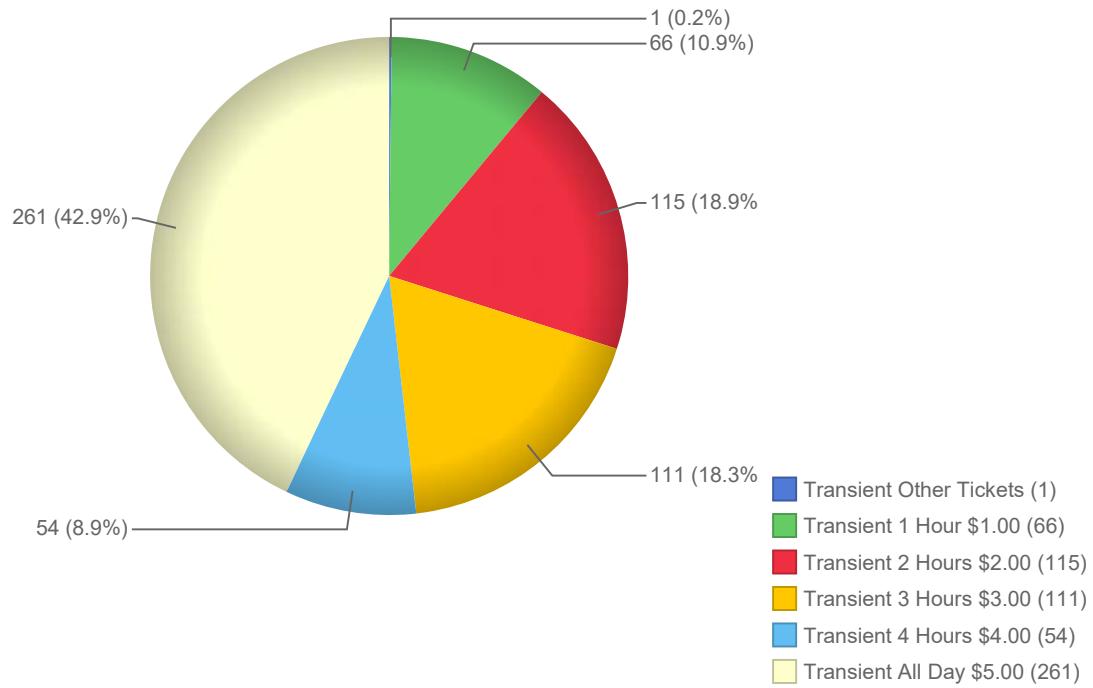
	ND4001 Civic Center Ramp	ND4006 NP Avenue Lot	ND4007 GTC Ramp	ND4008 4th Street Lot	ND4009 3rd Street Lot	ND4010 Main Avenue Lot	ND4011 Island Park Ramp	ND4012 7th Street Lot	Total	Prior Year Total
Monthly Parking Revenue	22,325.00	7,030.10	19,344.30	17,249.80	13,725.00	4,216.00	10,093.00	945.00	94,928.20	102,543.97
Transient Revenue	3,819.00	982.00							4,801.00	4,027.00
Pay by Phone	-	1,065.75							1,065.75	584.75
Validation Revenue	4,786.50	338.00							5,124.50	4,194.25
Validation Revenue - Radisson	-								-	-
Violation Revenue	-	944.00		811.00	182.00	-	135.00	150.00	2,222.00	316.00
Event Revenue	-	-					-		-	-
Gross Revenue	\$ 30,930.50	\$ 10,359.85	\$ 19,344.30	\$ 18,060.80	\$ 13,907.00	\$ 4,216.00	\$ 10,228.00	\$ 1,095.00	\$ 108,141.45	\$ 111,665.97
Credit Card Fees	(187.69)	(214.62)	(30.32)	-	(18.78)	(9.72)	(60.57)	(10.31)	(532.01)	(576.76)
Sales Tax									-	-
Special Event Payroll									-	-
Enforcement Payroll		(1,734.58)		(2,093.46)	(1,734.58)	(897.20)	(4,785.06)	(311.03)	(11,555.91)	(6,284.48)
Passport Fees	-	(469.60)		(394.40)	(88.80)	-	(66.00)	(74.00)	(1,092.80)	(384.91)
Management Fee	(5,666.21)	(2,538.25)	(4,824.24)	(2,538.25)	(2,538.25)	(2,538.25)	(4,824.24)	(2,511.36)	(27,979.05)	(26,346.77)
City Expenses:										-
Schindler Elevator									-	(2,720.27)
Glacier Snow		(4,441.18)					-		(4,441.18)	-
The LockShop							-		-	-
Sentry Security									-	-
Summit Companies									-	-
The CMI Group									-	-
Overhead Door Co.									-	-
Grotberg Electric INC									-	-
GTC Office Lease	-	-	120.00	-	-	-	-	-	120.00	120.00
Total Adjustments	(5,853.90)	(9,398.23)	(4,734.56)	(5,026.11)	(4,380.41)	(3,445.17)	(9,735.87)	(2,906.70)	(45,480.95)	(36,193.19)
Service Permit Revenue	-	-	-	-	-	-	-	-	-	100.00
DRP3 Revenue	-	-	-	-	-	-	-	-	-	-
Net Operating Income	\$ 25,076.60	\$ 961.62	\$ 14,609.74	\$ 13,034.69	\$ 9,526.59	\$ 770.83	\$ 492.13	\$ (1,811.70)	\$ 62,660.50	\$ 75,572.78



ND4013 - Roberts Commons

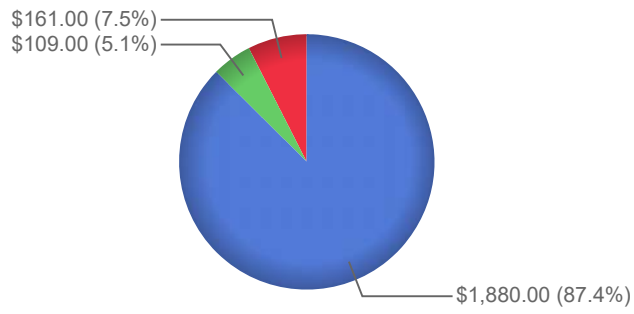
	January	February	March	April	May	June	July	August	September	October	November	December	Total	Prior Year
														Total
Monthly Parking Revenue	45,160.60												45,160.60	44,082.17
Transient Revenue	9,974.00												9,974.00	10,816.00
Pay by Phone													-	17.00
Validation Revenue	155.00												155.00	160.00
Validation Revenue - Radisson													-	-
Violation Revenue	199.00												199.00	-
Bike Lockers Revenue													-	-
Event Revenue													-	-
Gross Revenue	\$ 55,488.60	\$ -	\$ -	\$ -	\$ -	\$ -	\$ -	\$ -	\$ -	\$ -	\$ -	\$ -	\$ 55,488.60	\$ 55,075.17
Credit Card Fees	(522.22)												(522.22)	(453.53)
Sales Tax													-	-
Special Event Payroll													-	-
Enforcement Payroll													-	-
Passport Fees	(97.60)												(97.60)	(8.80)
Management Fee	(16,968.36)												(16,968.36)	(16,586.86)
City Expenses:														
Asp of Moorhead (804-255-13)	(938.44)												(938.44)	(3,527.56)
Total Adjustments	(18,526.62)	-	-	-	-	-	-	-	-	-	-	-	(18,526.62)	(20,576.75)
Service Permit Revenue	-	-	-										-	-
DRP3 Revenue	-	-	-										-	-
Net Operating Income	\$ 36,961.98	\$ -	\$ -	\$ -	\$ -	\$ -	\$ -	\$ -	\$ -	\$ -	\$ -	\$ -	\$ 36,961.98	\$ 34,498.42

NP Ave Lot - Ticket Count Breakdown
1/1/2020 to 1/31/2020, 608 Tickets Cashiered



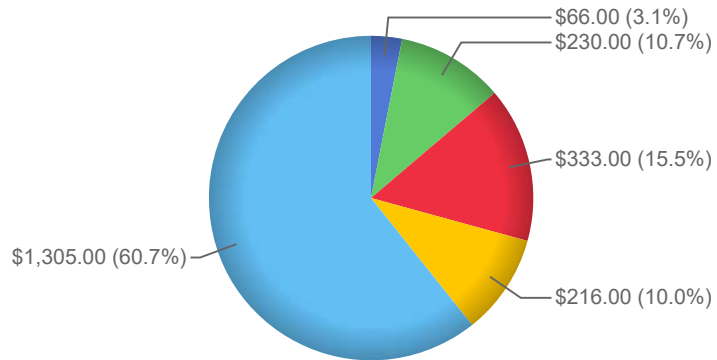
Printed 2/14/2020

NP Ave Lot - Receipts Breakdown
1/1/2020 to 1/31/2020



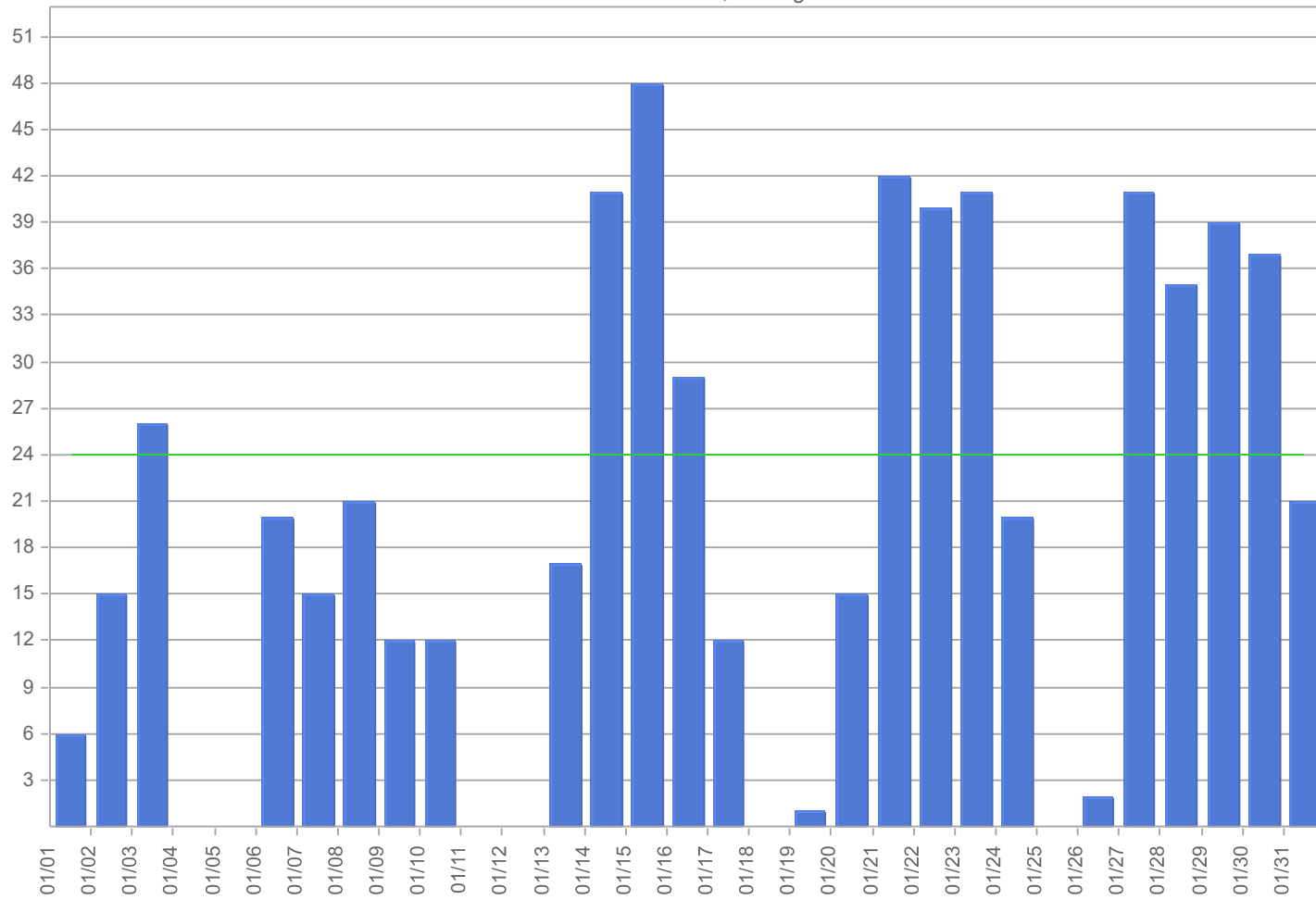
- Credit Card Receipts \$1,880.00
- Total Validations \$109.00
- Cash/Checks Deposited \$161.00

NP Ave Lot - Ticket Value Breakdown
1/1/2020 to 1/31/2020, Total Ticket Value is \$2,150.00



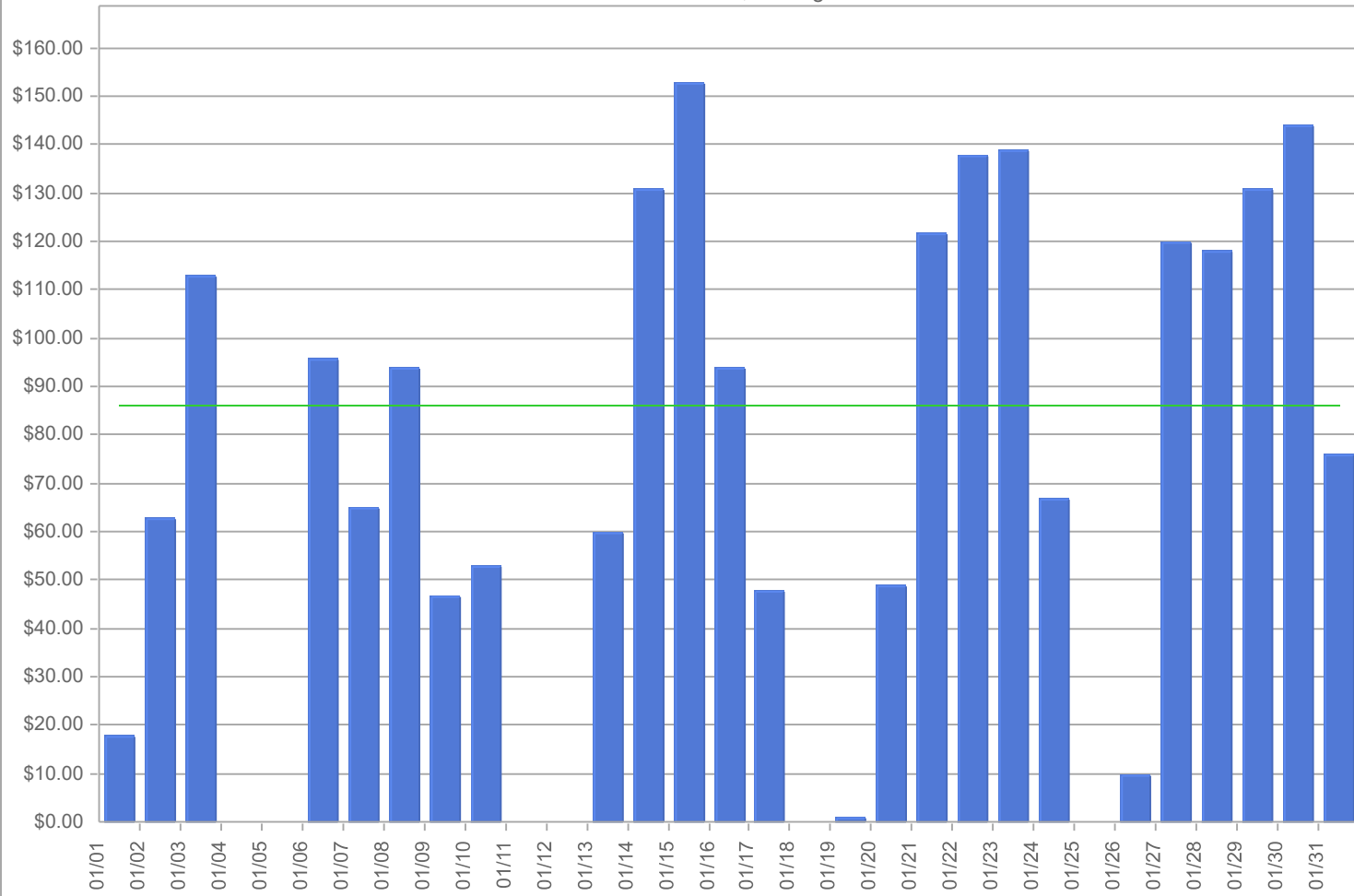
- Transient 1 Hour \$1.00 \$66.00
- Transient 2 Hours \$2.00 \$230.00
- Transient 3 Hours \$3.00 \$333.00
- Transient 4 Hours \$4.00 \$216.00
- Transient All Day \$5.00 \$1,305.00

NP Ave Lot - Tickets Cashiered by Day
1/1/2020 to 1/31/2020, Average is 24



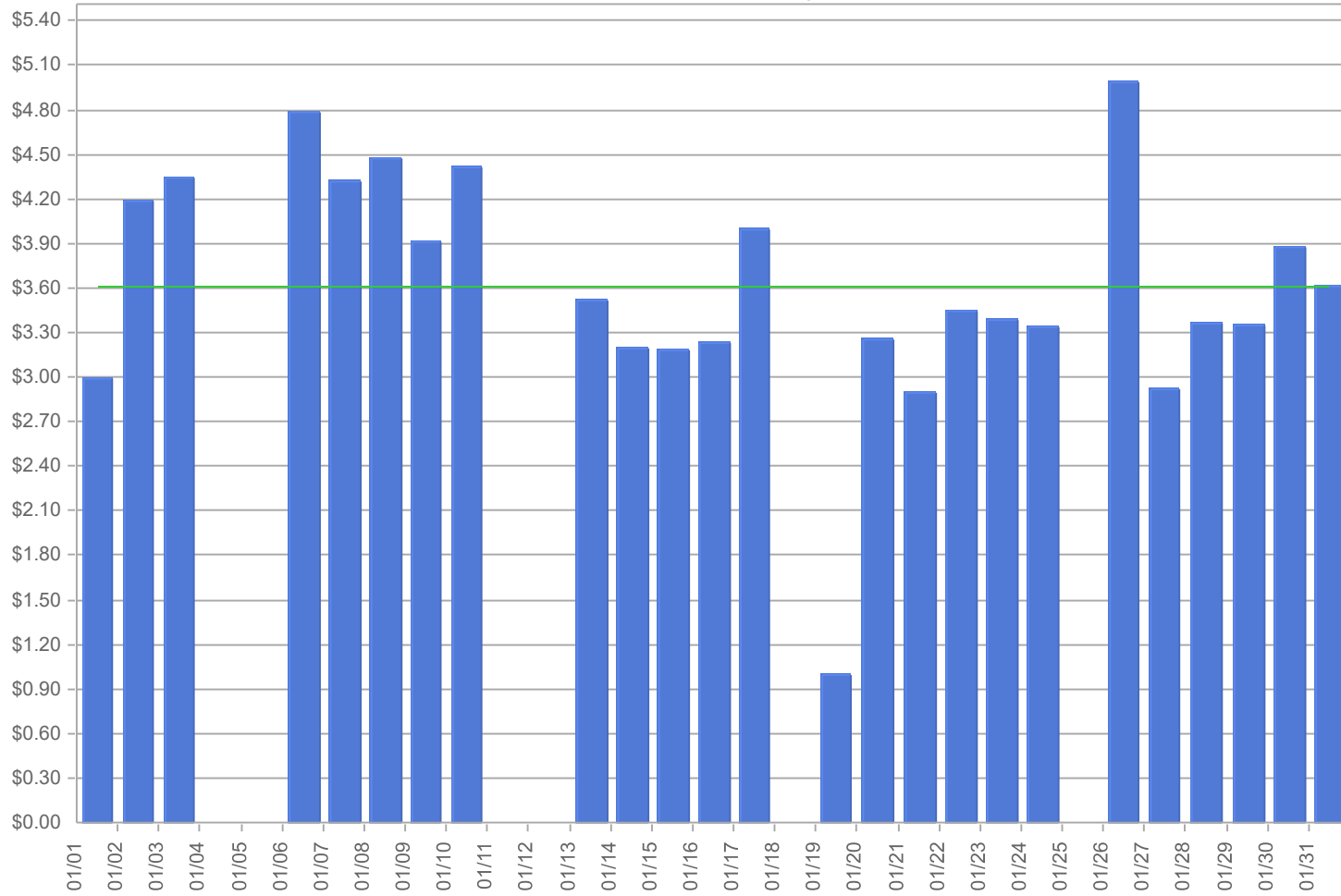
Printed 2/14/2020

NP Ave Lot - Total Ticket Values by Day
1/1/2020 to 1/31/2020, Average is \$86.00



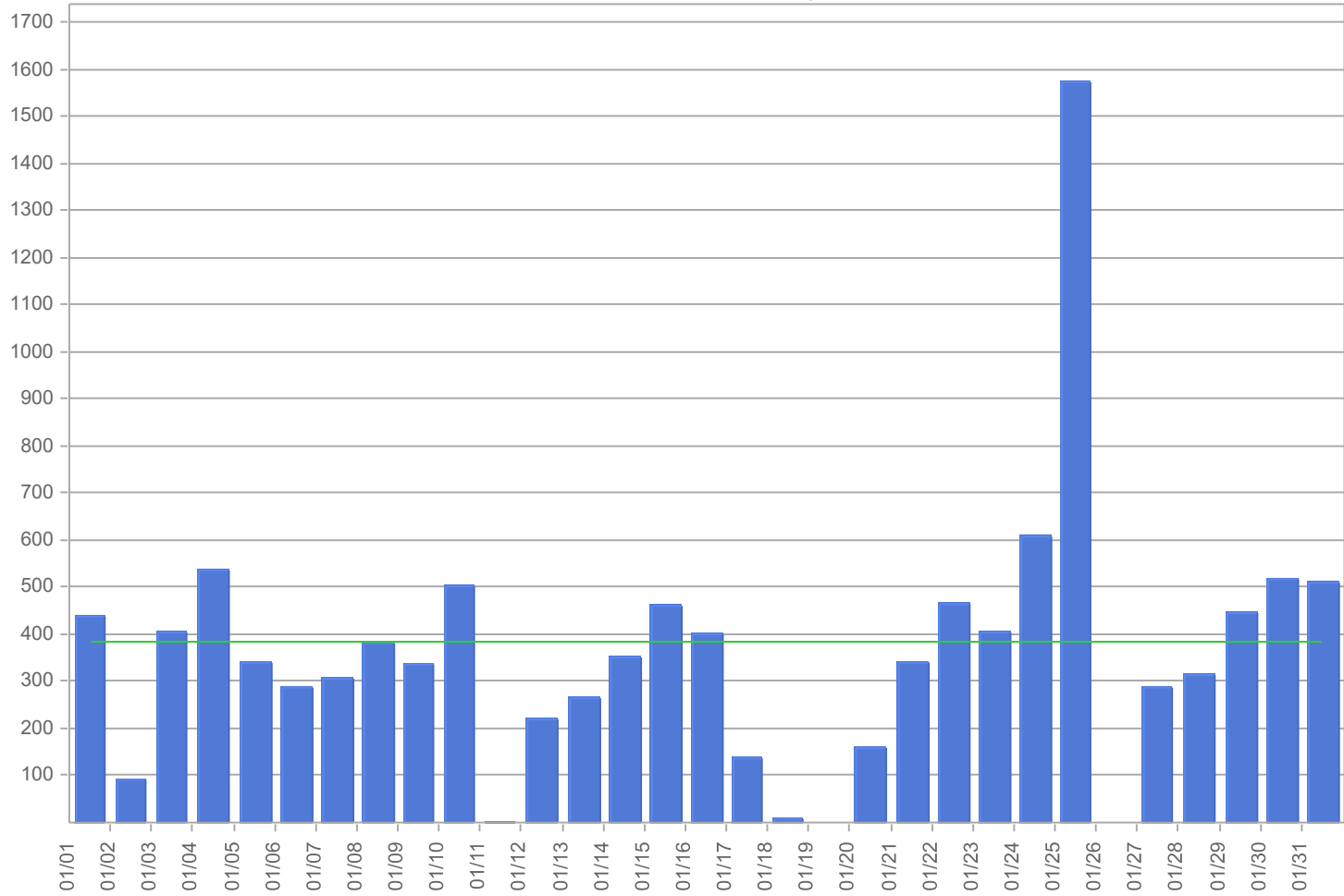
Printed 2/14/2020

NP Ave Lot - Average Ticket Value by Day
1/1/2020 to 1/31/2020, Average is \$3.61

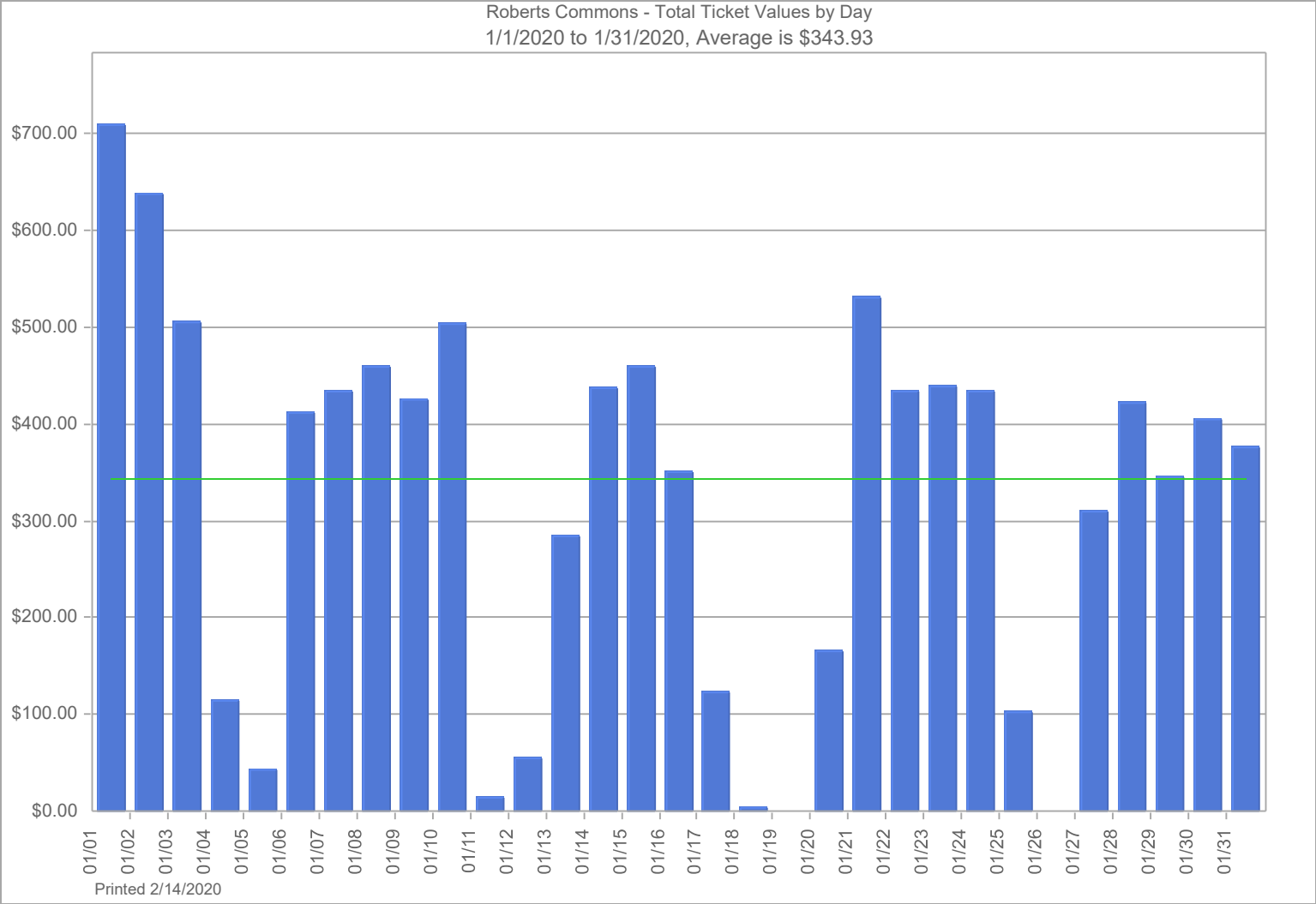


Printed 2/14/2020

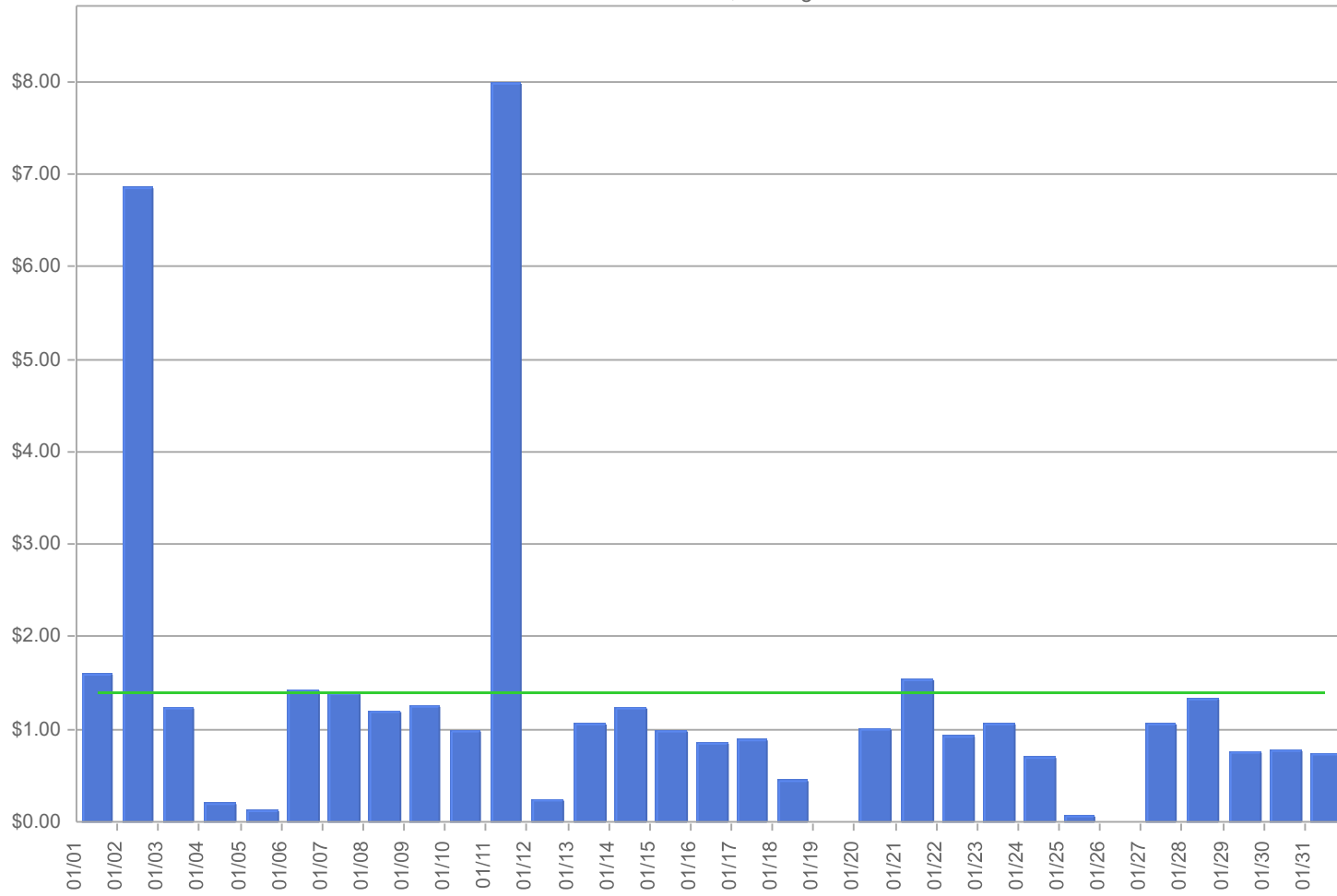
Roberts Commons - Tickets Cashiered by Day
1/1/2020 to 1/31/2020, Average is 386



Printed 2/14/2020

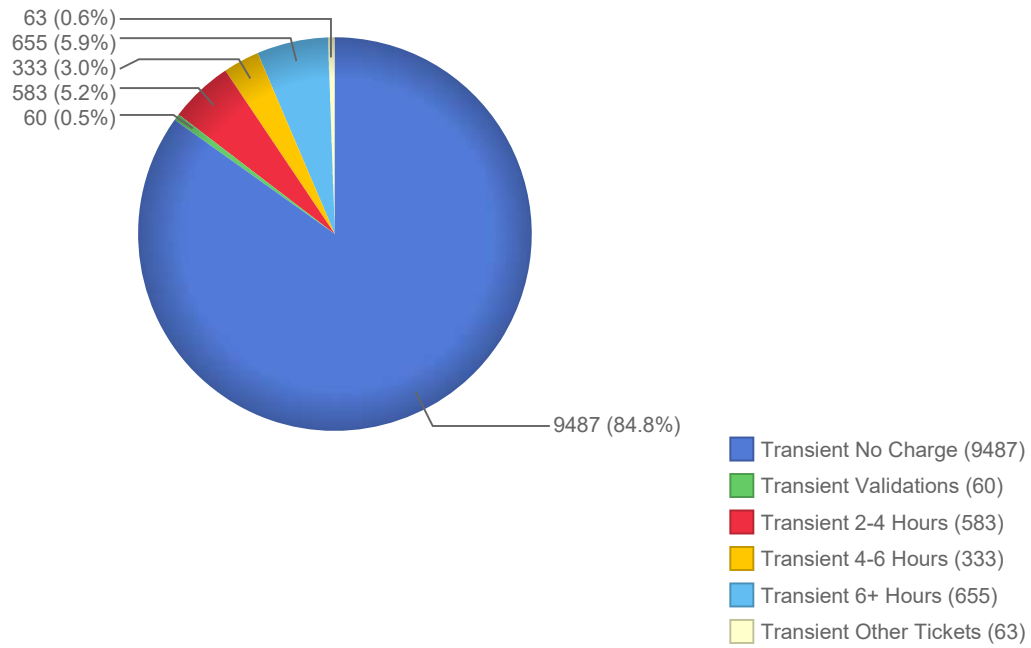


Roberts Commons - Average Ticket Value by Day
1/1/2020 to 1/31/2020, Average is \$1.39

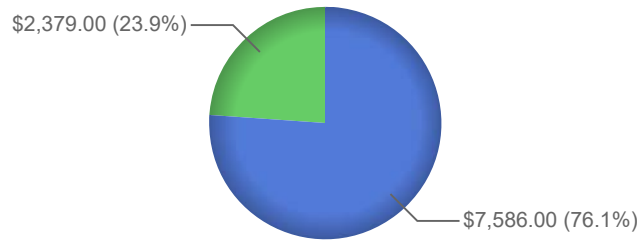


Printed 2/14/2020

Roberts Commons - Ticket Count Breakdown
1/1/2020 to 1/31/2020, 11181 Tickets Cashiered

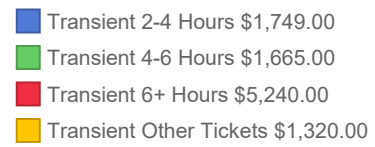
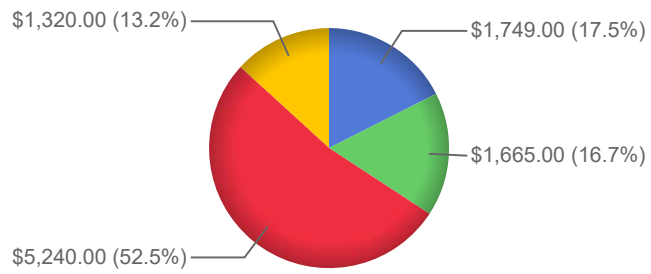


Roberts Commons - Receipts Breakdown
1/1/2020 to 1/31/2020



- Credit Card Receipts \$7,586.00
- Cash/Checks Deposited \$2,379.00

Roberts Commons - Ticket Value Breakdown
1/1/2020 to 1/31/2020, Total Ticket Value is \$9,974.00





CITY OF FARGO
PARKING
REPORT
FEBRUARY 2020

March 13th, 2020

Nicole B. Crutchfield
Planning Director
City of Fargo
200 3rd Street North
Fargo, ND 58102

Dear Ms. Crutchfield:

We are pleased to provide the Parking Report for the month ended February 29th, 2020. The enclosed reports have been prepared and reviewed by me, and are complete and accurate to the best of my knowledge.

Enclosed with this correspondence, you will find the following:

- 2020 Revenue Report for the month ending February 29th, 2020
- 2020 Revenue Report for the one month ending February 29th, 2020
- Invoice copies to support the City Expenses deduction scheduled on the Revenue Report for the month ending February 29th, 2020
- Month ending February 29th, 2020 Transient Revenue analytical graphs by location

Should you have any questions or concerns please feel free to contact me directly at (414)-274-2874.

Sincerely,

Kristi Laufenberg
Corporate Controller
Interstate Parking Company

City of Fargo

2020 Consolidated Revenue Report



For the Two Months Ending February 29th, 2020:

	ND4001 Civic Center Ramp	ND4006 NP Avenue Lot	ND4007 GTC Ramp	ND4008 4th Street Lot	ND4009 3rd Street Lot	ND4010 Main Avenue Lot	ND4011 Island Park Ramp	ND4012 7th Street Lot	Total	Prior Year Total
Monthly Parking Revenue	47,579.07	14,397.69	39,177.85	34,737.73	27,525.00	8,308.00	20,290.00	1,845.00	193,860.34	196,444.72
Transient Revenue	6,589.50	1,777.00	-	-	-	-	-	-	8,366.50	7,897.75
Pay by Phone	-	2,131.50	-	-	-	-	-	-	2,131.50	1,146.50
Validation Revenue	7,859.50	439.75	-	-	-	-	-	-	8,299.25	10,479.25
Validation Revenue - Radisson	-	-	-	-	-	-	-	-	-	-
Violation Revenue	222.00	1,323.00	40.00	1,011.00	207.00	22.00	285.00	150.00	3,260.00	689.00
Event Revenue	-	-	-	-	-	-	-	-	-	-
Gross Revenue	\$ 62,250.07	\$ 20,068.94	\$ 39,217.85	\$ 35,748.73	\$ 27,732.00	\$ 8,330.00	\$ 20,575.00	\$ 1,995.00	\$ 215,917.59	\$ 216,657.22
Credit Card Fees	(360.26)	(432.92)	(62.55)	(1.94)	(38.15)	(12.92)	(123.10)	(21.93)	(1,053.77)	(1,223.97)
Sales Tax	-	-	-	-	-	-	-	-	-	-
Special Event Payroll	-	-	-	-	-	-	-	-	-	-
Enforcement Payroll	-	(3,012.83)	-	(3,636.18)	(3,012.83)	(1,558.36)	(8,311.27)	(540.23)	(20,071.70)	(10,921.72)
Passport Fees	(108.80)	(1,178.29)	(18.00)	(490.40)	(100.80)	(10.80)	(140.00)	(74.00)	(2,121.09)	(812.42)
Management Fee	(11,332.42)	(5,076.50)	(9,648.48)	(5,076.50)	(5,076.50)	(5,076.50)	(9,648.48)	(5,022.72)	(55,958.10)	(52,693.54)
City Expenses:										-
Schindler Elevator	-	-	-	-	-	-	-	-	-	-
Glacier Snow	-	(12,760.74)	-	-	-	-	-	-	(12,760.74)	(9,469.56)
The LockShop	-	-	-	-	-	-	-	-	-	-
Sentry Security	-	-	-	-	-	-	-	-	-	-
Summit Companies	-	-	-	-	-	-	-	-	-	-
The CMI Group	-	-	-	-	-	-	-	-	-	-
Overhead Door Co.	-	-	(423.00)	-	-	-	-	-	(423.00)	-
Grotberg Electric INC	-	-	-	-	-	-	-	-	-	-
GTC Office Lease	-	-	240.00	-	-	-	-	-	240.00	240.00
Total Adjustments	(11,801.48)	(22,461.28)	(9,912.03)	(9,205.02)	(8,228.28)	(6,658.58)	(18,222.85)	(5,658.88)	(92,148.40)	(74,881.21)
Service Permit Revenue	-	50.00	-	-	-	-	-	-	50.00	150.00
DRP3 Revenue	-	-	-	-	-	-	-	-	-	-
Net Operating Income	\$ 50,448.59	\$ (2,342.34)	\$ 29,305.82	\$ 26,543.71	\$ 19,503.72	\$ 1,671.42	\$ 2,352.15	\$ (3,663.88)	\$ 123,819.19	\$ 141,926.01

City of Fargo

2020 Revenue Report



For the Month Ending February 29th, 2020:

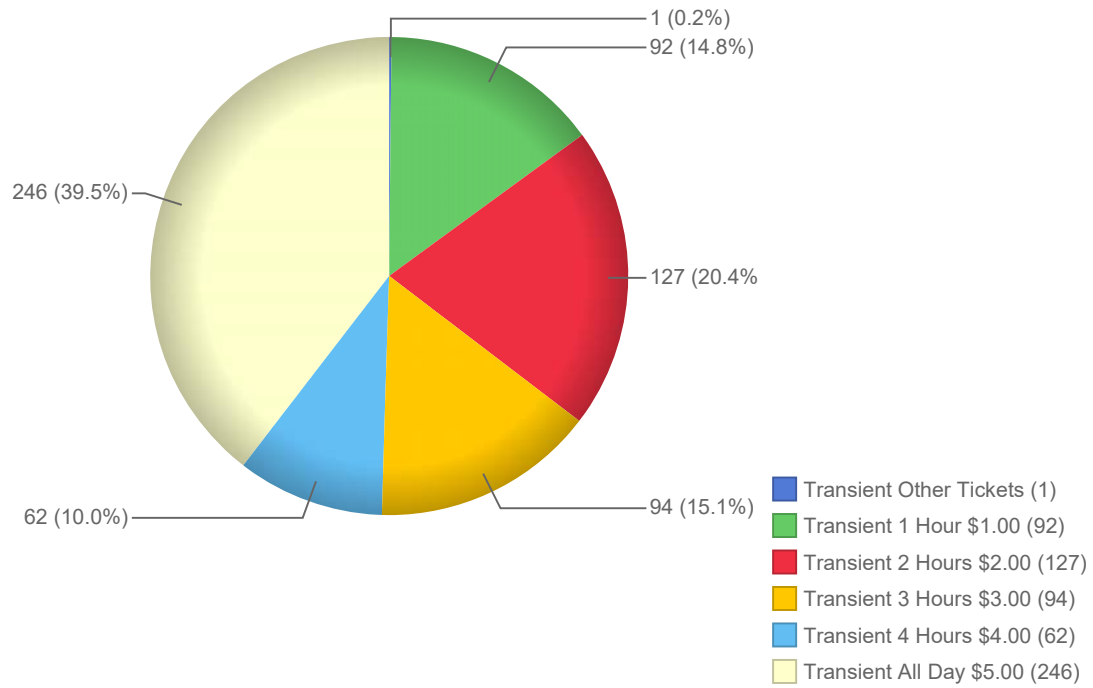
	ND4001 Civic Center Ramp	ND4006 NP Avenue Lot	ND4007 GTC Ramp	ND4008 4th Street Lot	ND4009 3rd Street Lot	ND4010 Main Avenue Lot	ND4011 Island Park Ramp	ND4012 7th Street Lot	Total	Prior Year Total
Monthly Parking Revenue	25,254.07	7,367.59	19,833.55	17,487.93	13,800.00	4,092.00	10,197.00	900.00	98,932.14	93,900.75
Transient Revenue	2,770.50	795.00							3,565.50	3,870.75
Pay by Phone	-	1,065.75							1,065.75	561.75
Validation Revenue	3,073.00	101.75							3,174.75	6,285.00
Validation Revenue - Radisson	-								-	-
Violation Revenue	222.00	379.00	40.00	200.00	25.00	22.00	150.00	-	1,038.00	373.00
Event Revenue	-	-					-		-	-
Gross Revenue	\$ 31,319.57	\$ 9,709.09	\$ 19,873.55	\$ 17,687.93	\$ 13,825.00	\$ 4,114.00	\$ 10,347.00	\$ 900.00	\$ 107,776.14	\$ 104,991.25
Credit Card Fees	(172.57)	(218.30)	(32.23)	(1.94)	(19.37)	(3.20)	(62.53)	(11.62)	(521.76)	(647.21)
Sales Tax									-	-
Special Event Payroll									-	-
Enforcement Payroll		(1,278.25)		(1,542.72)	(1,278.25)	(661.16)	(3,526.21)	(229.20)	(8,515.79)	(4,637.24)
Passport Fees	(108.80)	(708.69)	(18.00)	(96.00)	(12.00)	(10.80)	(74.00)	-	(1,028.29)	(427.51)
Management Fee	(5,666.21)	(2,538.25)	(4,824.24)	(2,538.25)	(2,538.25)	(2,538.25)	(4,824.24)	(2,511.36)	(27,979.05)	(26,346.77)
City Expenses:										-
Schindler Elevator									-	
Glacier Snow		(8,319.56)					-		(8,319.56)	(6,749.29)
The LockShop							-		-	-
Sentry Security									-	-
Summit Companies									-	
The CMI Group									-	
Overhead Door Co.			(423.00)						(423.00)	
Grotberg Electric INC									-	
GTC Office Lease	-	-	120.00	-	-	-	-	-	120.00	120.00
Total Adjustments	(5,947.58)	(13,063.05)	(5,177.47)	(4,178.91)	(3,847.87)	(3,213.41)	(8,486.98)	(2,752.18)	(46,667.45)	(38,688.02)
Service Permit Revenue	-	50.00	-	-	-	-	-	-	50.00	50.00
DRP3 Revenue	-	-	-	-	-	-	-	-	-	-
Net Operating Income	\$ 25,371.99	\$ (3,303.96)	\$ 14,696.08	\$ 13,509.02	\$ 9,977.13	\$ 900.59	\$ 1,860.02	\$ (1,852.18)	\$ 61,158.69	\$ 66,353.23



ND4013 - Roberts Commons

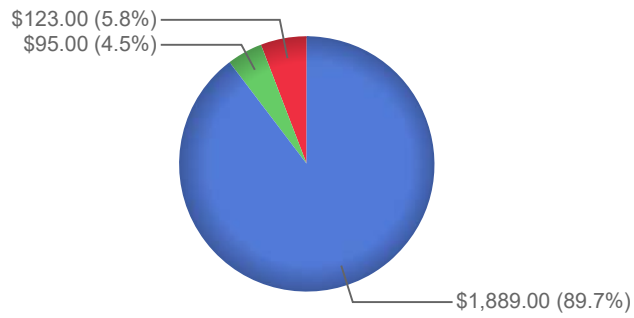
	January	February	March	April	May	June	July	August	September	October	November	December	Total	Prior Year
														Total
Monthly Parking Revenue	45,160.60	45,746.59											90,907.19	88,318.68
Transient Revenue	9,974.00	8,197.00											18,171.00	22,215.00
Pay by Phone													-	-
Validation Revenue	155.00	432.00											587.00	408.00
Validation Revenue - Radisson													-	-
Violation Revenue	199.00	268.00											467.00	154.00
Bike Lockers Revenue													-	-
Event Revenue													-	-
Gross Revenue	\$ 55,488.60	\$ 54,643.59	\$ -	\$ -	\$ -	\$ -	\$ -	\$ -	\$ -	\$ -	\$ -	\$ -	\$ 110,132.19	\$ 111,095.68
Credit Card Fees	(522.22)	(545.35)											(1,067.57)	(1,055.74)
Sales Tax													-	-
Special Event Payroll													-	-
Enforcement Payroll													-	-
Passport Fees	(97.60)	(131.20)											(228.80)	(69.60)
Management Fee	(16,968.36)	(16,968.36)											(33,936.72)	(33,173.72)
City Expenses:														
Asp of Moorhead (804-255-13)	(938.44)												(938.44)	(15,256.32)
Asp of Moorhead (804-255-14)		(938.44)											(938.44)	
Asp of Moorhead (804-255-15)		(1,039.50)											(1,039.50)	
Jet-Way Multiple (13920)		(425.00)											(425.00)	
Total Adjustments	(18,526.62)	(20,047.85)	-	-	-	-	-	-	-	-	-	-	(38,574.47)	(49,555.38)
Service Permit Revenue	-	-	-										-	-
DRP3 Revenue	-	-	-										-	-
Net Operating Income	\$ 36,961.98	\$ 34,595.74	\$ -	\$ -	\$ -	\$ -	\$ -	\$ -	\$ -	\$ -	\$ -	\$ -	\$ 71,557.72	\$ 61,540.30

NP Ave Lot - Ticket Count Breakdown
2/1/2020 to 2/29/2020, 622 Tickets Cashiered



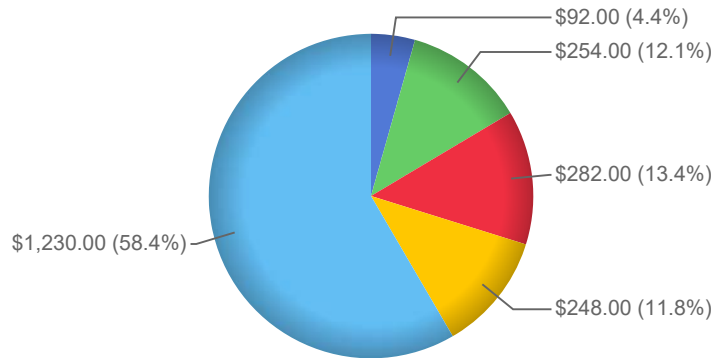
Printed 3/13/2020

NP Ave Lot - Receipts Breakdown
2/1/2020 to 2/29/2020



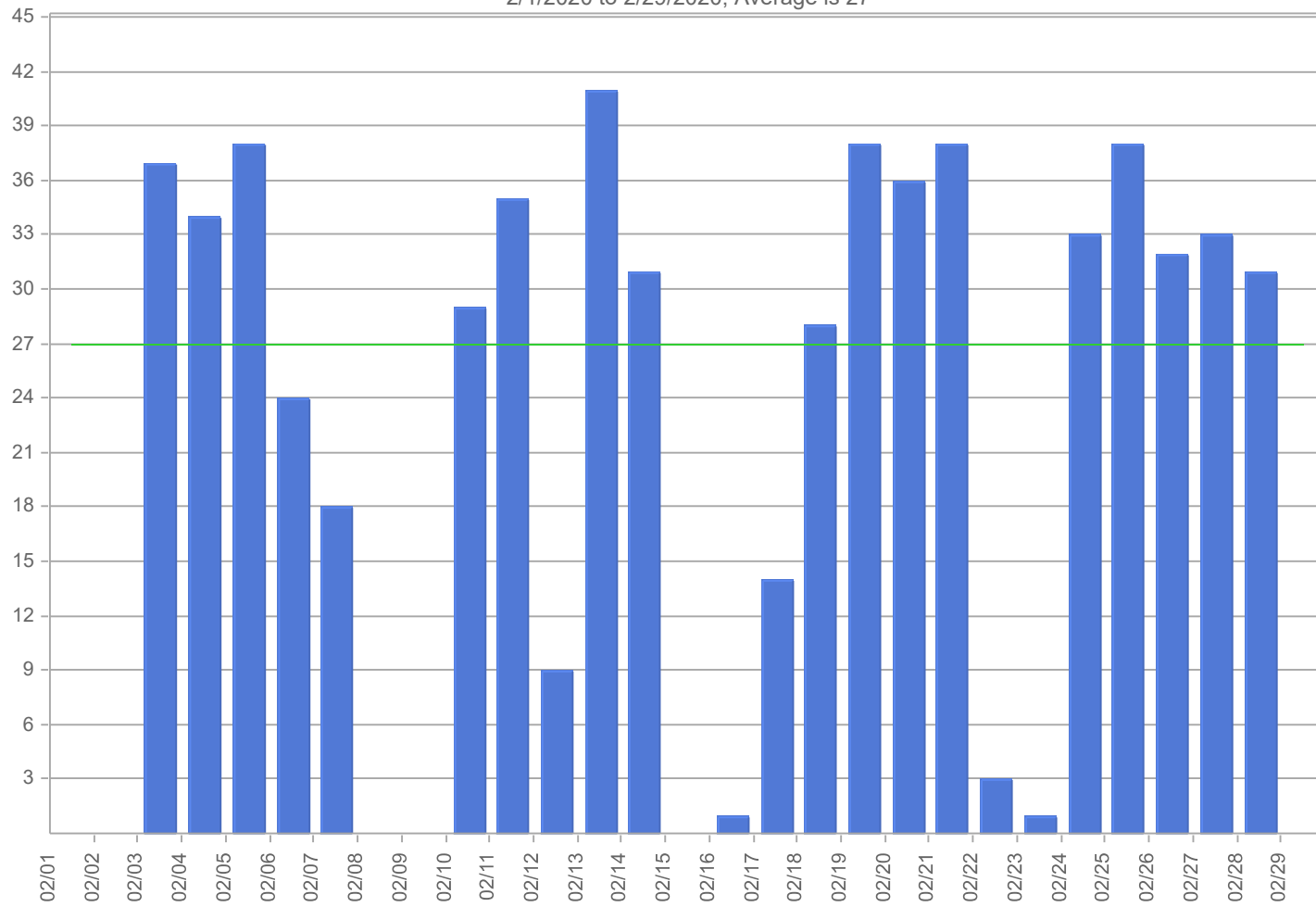
- Credit Card Receipts \$1,889.00
- Total Validations \$95.00
- Cash/Checks Deposited \$123.00

NP Ave Lot - Ticket Value Breakdown
2/1/2020 to 2/29/2020, Total Ticket Value is \$2,106.00



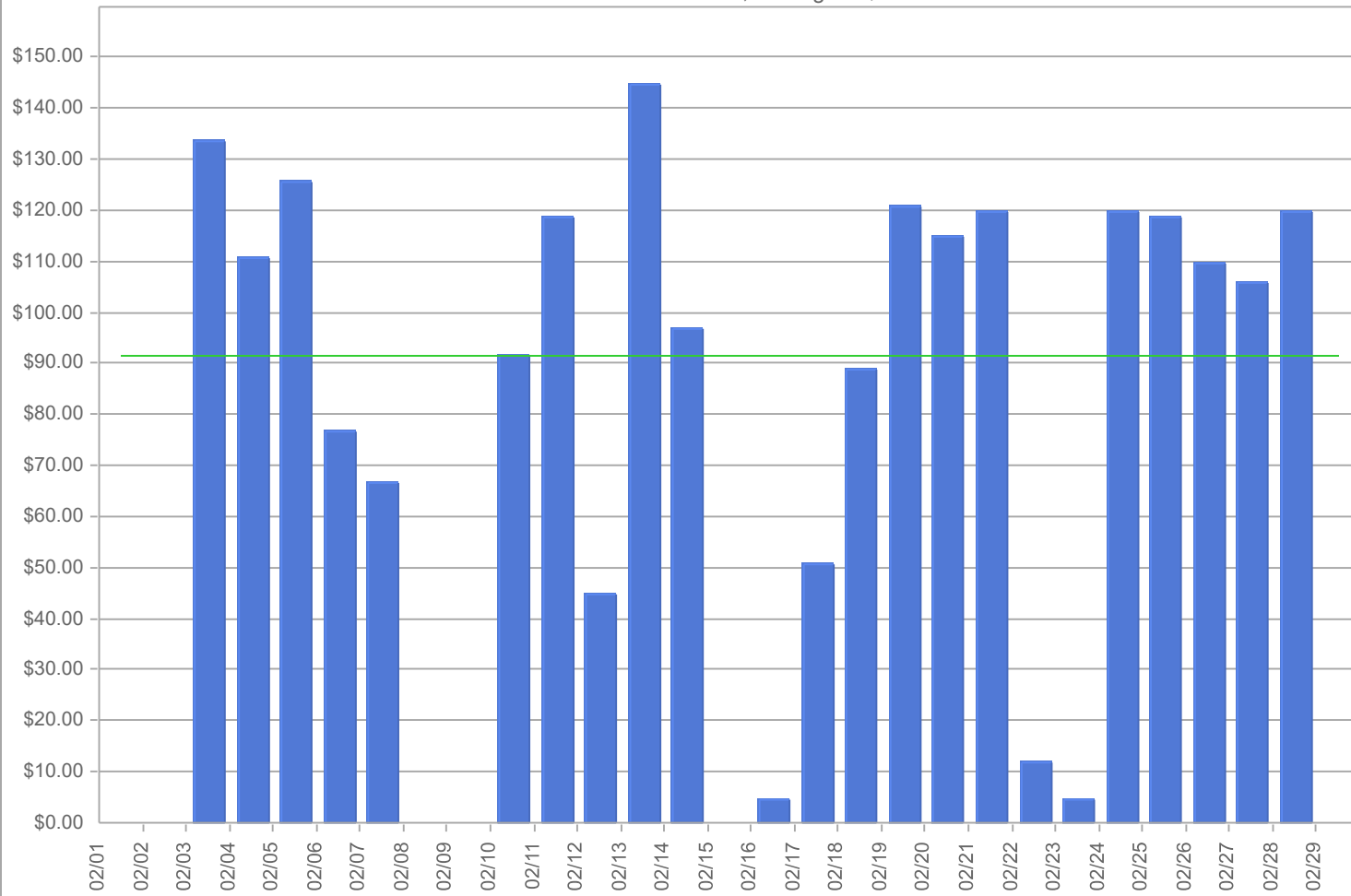
- Transient 1 Hour \$1.00 \$92.00
- Transient 2 Hours \$2.00 \$254.00
- Transient 3 Hours \$3.00 \$282.00
- Transient 4 Hours \$4.00 \$248.00
- Transient All Day \$5.00 \$1,230.00

NP Ave Lot - Tickets Cashiered by Day
2/1/2020 to 2/29/2020, Average is 27



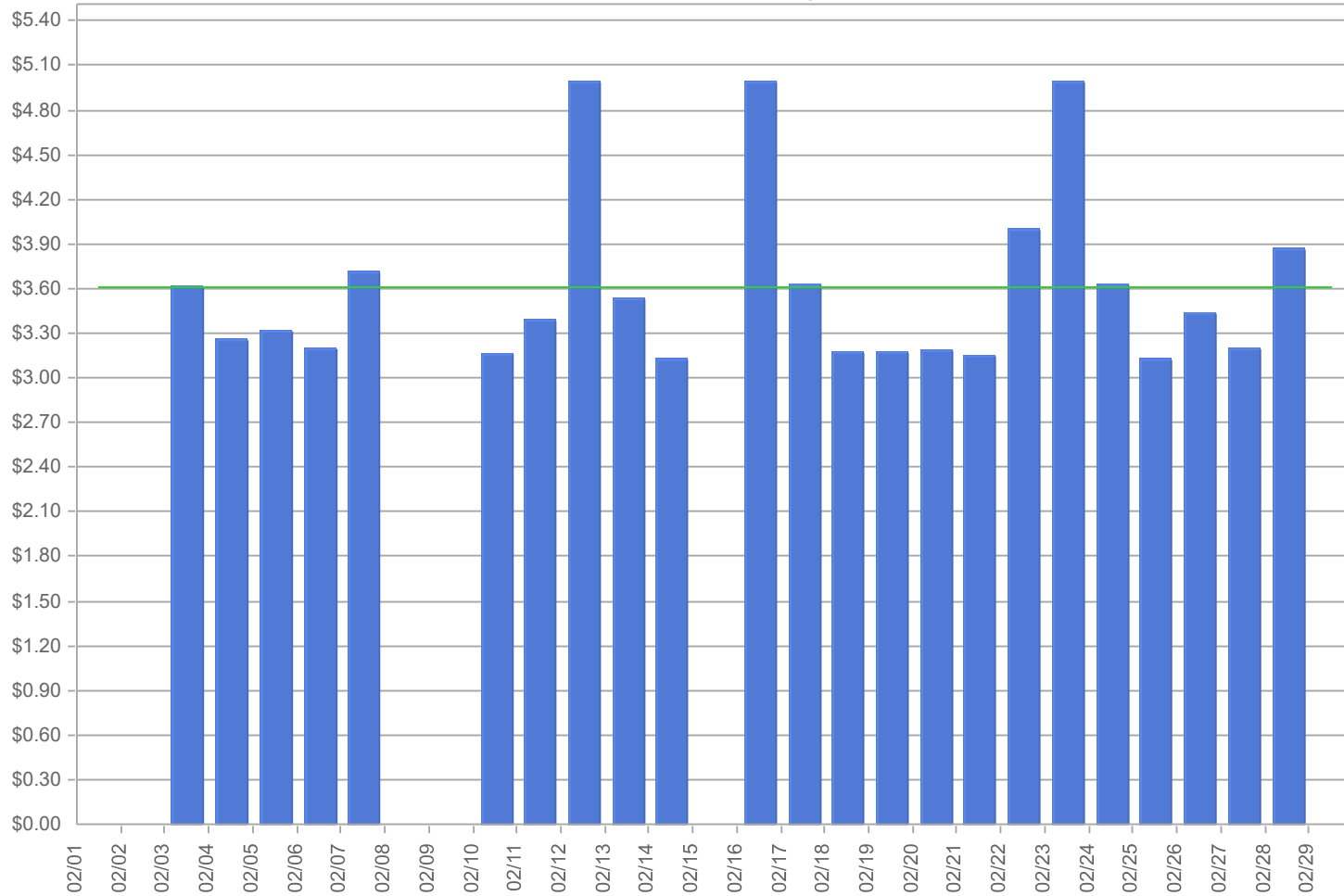
Printed 3/13/2020

NP Ave Lot - Total Ticket Values by Day
2/1/2020 to 2/29/2020, Average is \$91.57



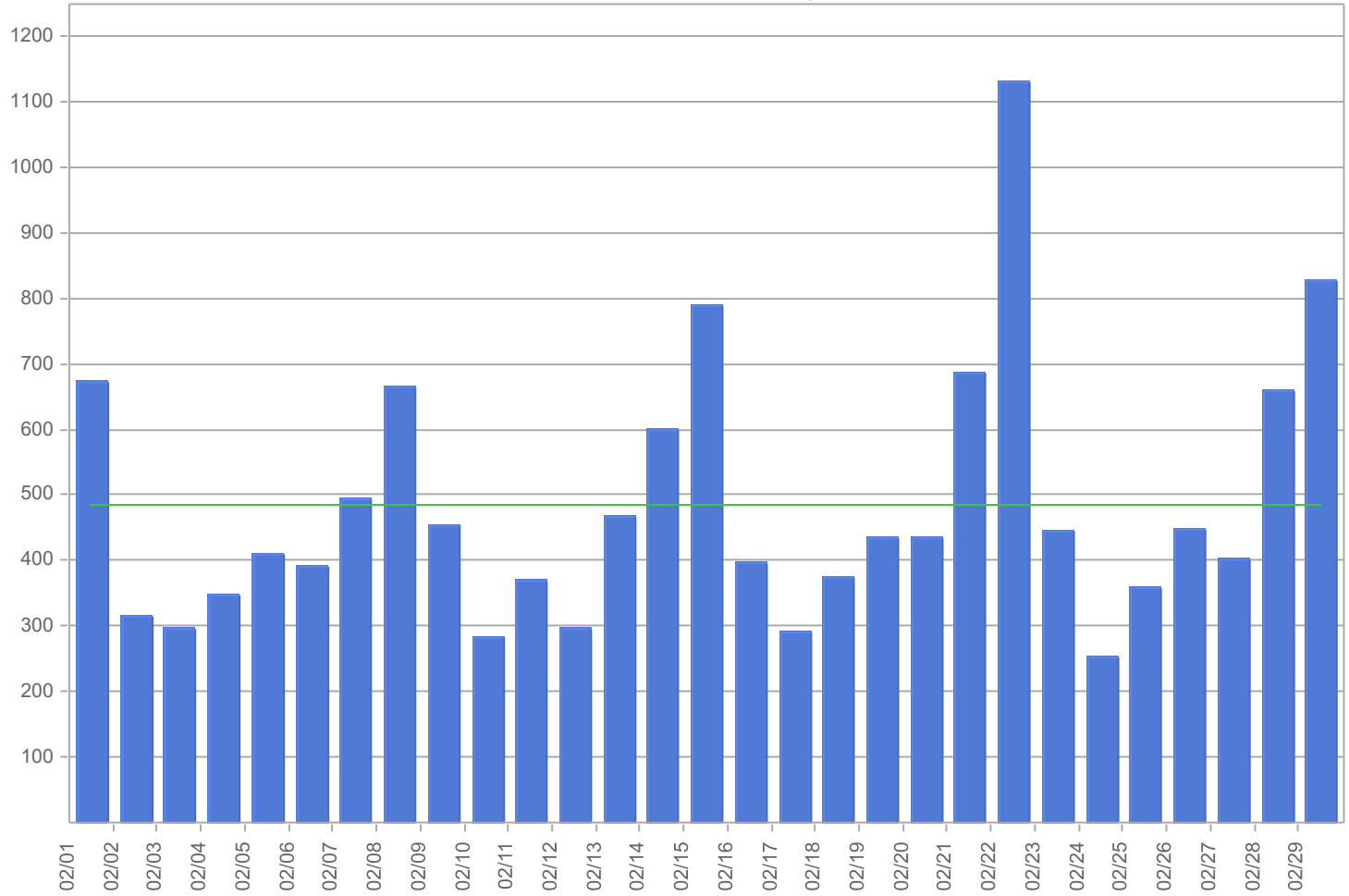
Printed 3/13/2020

NP Ave Lot - Average Ticket Value by Day
2/1/2020 to 2/29/2020, Average is \$3.61

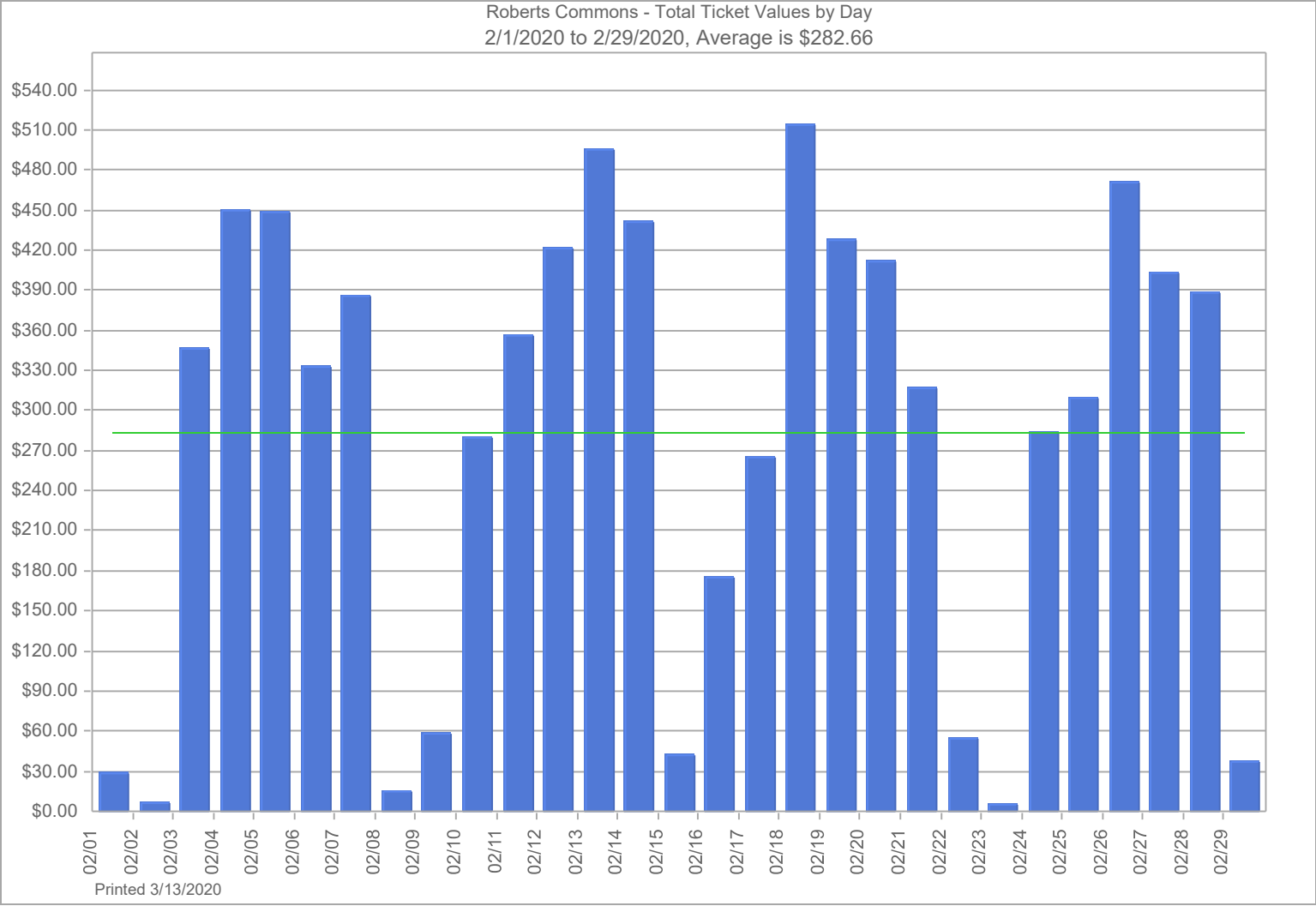


Printed 3/13/2020

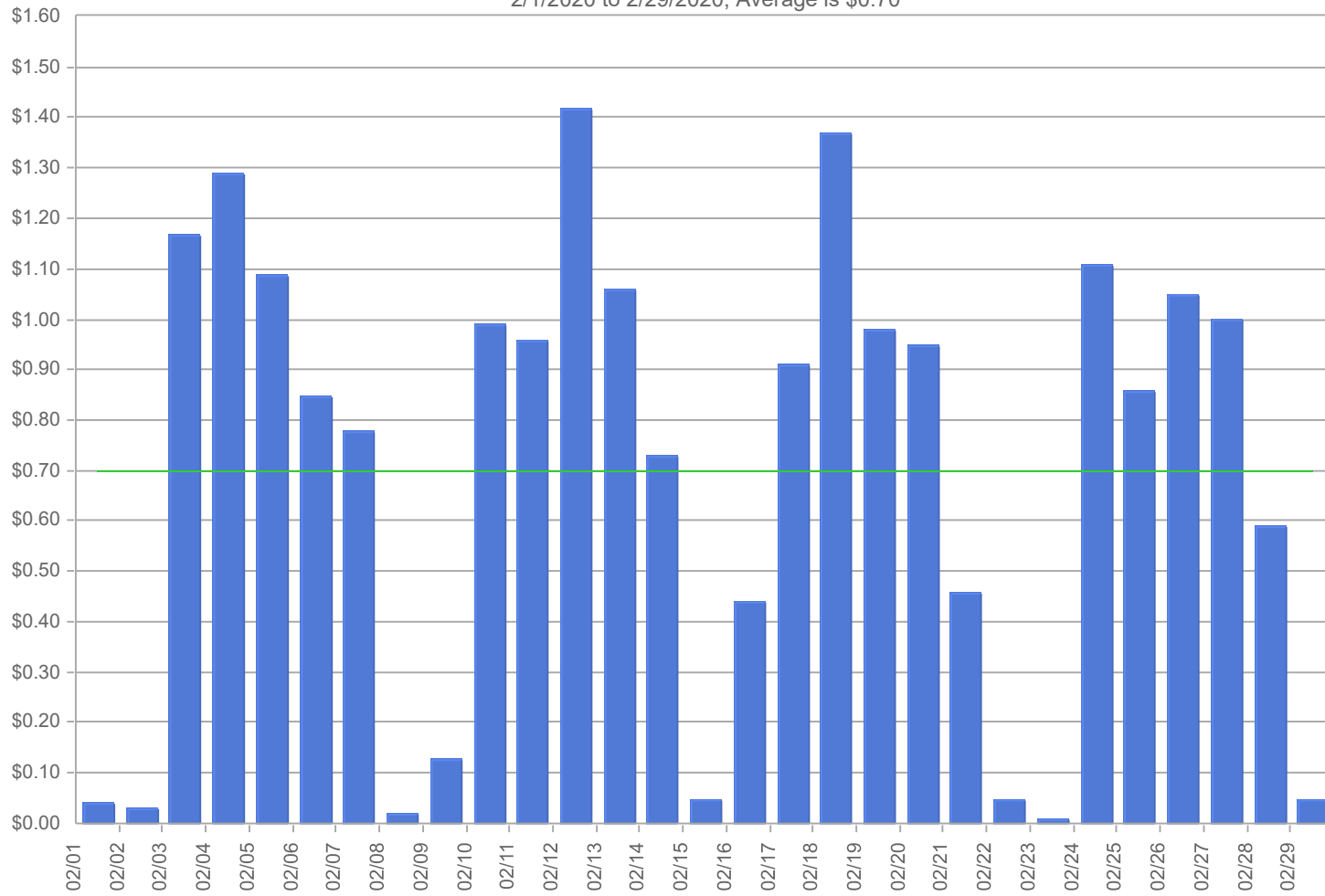
Roberts Commons - Tickets Cashiered by Day
2/1/2020 to 2/29/2020, Average is 484



Printed 3/13/2020

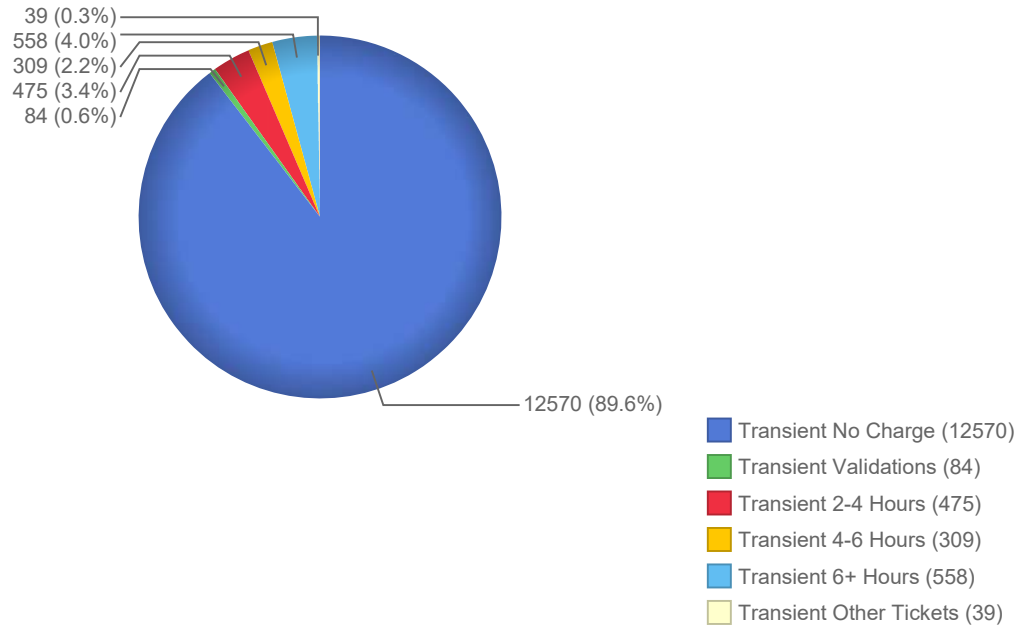


Roberts Commons - Average Ticket Value by Day
2/1/2020 to 2/29/2020, Average is \$0.70

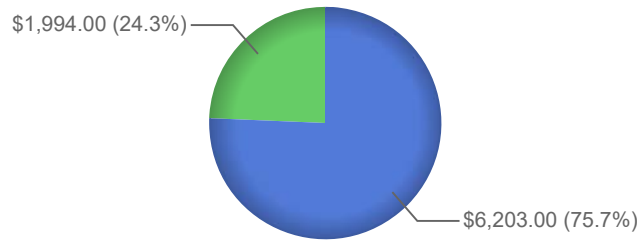


Printed 3/13/2020

Roberts Commons - Ticket Count Breakdown
2/1/2020 to 2/29/2020, 14035 Tickets Cashiered

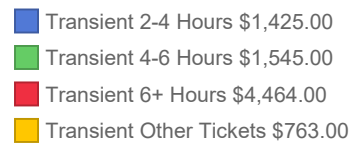
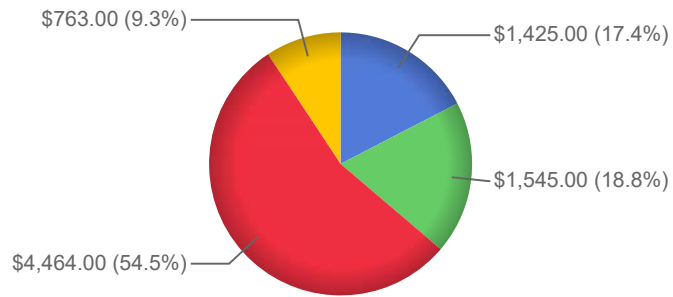


Roberts Commons - Receipts Breakdown
2/1/2020 to 2/29/2020



- Credit Card Receipts \$6,203.00
- Cash/Checks Deposited \$1,994.00

Roberts Commons - Ticket Value Breakdown
2/1/2020 to 2/29/2020, Total Ticket Value is \$8,197.00





CITY OF FARGO
PARKING REPORT
MARCH 2020



April 15, 2020

Nicole B Crutchfield
Planning Director
City of Fargo
200 3rd Street North
Fargo, ND 58102

Dear Ms. Crutchfield:

We are pleased to provide the Parking Report for the month ended March 31, 2020. The enclosed reports have been prepared and reviewed by us, and are complete and accurate to the best of my knowledge.

COVID-19 Update

The world economy has been significantly and negatively impacted by the COVID-19 pandemic and in our state saw the true effects ramp up in the middle of March. Interstate has taken a proactive approach to monitoring revenue streams, reporting reforecast data to our valued clients, reducing expenses where possible, and looking for opportunities in areas such as monthly parking retention programs and increased contracted parking when this crisis has subsided.

Enclosed with this correspondence, you will find the following:

- 2020 Parking Revenue Report for the month ending March 31, 2020
- 2020 Parking Revenue Report for the three months ending March 31, 2020
- 2020 Roberts Commons Parking Revenue Report for the month ending March 31, 2020
- Accounts Receivable Withholding Summary by Lot for the month ending March 31, 2020
- Accounts Receivable Detail by Lot for the month ending March 31, 2020
- Month ending March 31, 2020 Transient Revenue analytical graphs by location
- Invoice copies supporting the City Expenses deduction scheduled on the Parking Revenue Report for the month ending March 31, 2020

Revenue and Distribution Summary

The current month's analysis of cash available for distribution is adjusted for the outstanding accounts receivable that is greater than 30 days past due. Combined with the Net Operating Income, the following is the summary of the current month's cash available for distribution.

Gross Revenue	\$ 154,653.83
Operating Expenses & City Expenses	58,487.76
Net Operating Income	96,216.07
Less: 30 day or greater A/R reserve	27,870.87
Total March 2020 Distribution	\$ 68,345.20

ND4006 Snow Expense Correction

Please note the current month add back of snow expenses that were incorrectly charged on February's report. In February, we over-charged the portion of snow expense allotted to Np Ave Lot by \$3,639.05.

Should you have any questions or concerns please feel free to contact me (Nate) directly at (608) 445-4523 or nwright@interstateparking.com.

Sincerely,

Nate Wright
Revenue Manager

Charles Stadler
Chief Financial Officer

Paul Schnettler
Chief Operating Officer

Interstate Parking Company



For the Month Ending March 31st, 2020:

	ND4001 Civic Center Ramp	ND4006 NP Avenue Lot	ND4007 GTC Ramp	ND4008 4th Street Lot	ND4009 3rd Street Lot	ND4010 Main Avenue Lot	ND4011 Island Park Ramp	ND4012 7th Street Lot	Current Month Totals	Prior Year Totals
Monthly Parking Revenue	22,197.97	7,693.54	19,306.00	14,992.74	13,940.00	4,154.00	10,043.55	860.82	93,188.62	93,989
Transient Revenue	1,795.50	490.00							2,285.50	5,011
Pay by Phone		732.40							732.40	495
Validation Revenue	1,938.00	111.25							2,049.25	3,239
Validation Revenue - Radisson									-	-
Violation Revenue	275.00	408.00	180.00	50.00	50.00		237.00	44.00	1,244.00	696
Event Revenue									-	-
Gross Revenue	\$ 26,206.47	\$ 9,435.19	\$ 19,486.00	\$ 15,042.74	\$ 13,990.00	\$ 4,154.00	\$ 10,280.55	\$ 904.82	\$ 99,499.77	103,430
Credit Card Fees	(140.06)	(169.81)	(31.37)	(1.89)	(18.85)	(3.12)	(60.86)	(11.31)	(437.27)	(647)
Sales Tax	-	-	-	-	-	-	-	-	-	-
Special Event Payroll	-	-	-	-	-	-	-	-	-	-
Enforcement Payroll	-	(1,221.44)	-	(1,474.16)	(1,221.44)	(631.78)	(3,369.50)	(219.02)	(8,137.34)	(10,034)
Passport Fees	(126.00)	(192.40)	(78.00)	(24.00)	(24.00)	-	(104.80)	(21.60)	(570.80)	(557)
Management Fee	(5,666.21)	(2,538.25)	(4,824.24)	(2,538.25)	(2,538.25)	(2,538.25)	(4,824.24)	(2,511.36)	(27,979.05)	(26,347)
City Expenses:										
Schindler Elevator									-	
Glacier Snow	-	3,639.05	-	-	-	-	-	-	3,639.05	
The LockShop									-	
Sentry Security									-	
Summit Companies									-	
The CMI Group									-	
Overhead Door Co.									-	
Grotberg Electric INC									-	
Tapco	(300.00)								(300.00)	
Moorhead Electric							(2,661.80)		(2,661.80)	
GTC Office Lease	-	-	120.00	-	-	-	-	-	120.00	120
Total Adjustments	(6,232.27)	(482.85)	(4,813.61)	(4,038.30)	(3,802.54)	(3,173.15)	(11,021.20)	(2,763.29)	(36,327.21)	(37,465)
Service Permit Revenue	-	50.00	-	-	-	-	-	-	50.00	-
DRP3 Revenue	-	-	-	-	-	-	-	-	-	-
Net Operating Income	\$ 19,974.20	\$ 9,002.34	\$ 14,672.39	\$ 11,004.44	\$ 10,187.46	\$ 980.85	\$ (740.65)	\$ (1,858.47)	\$ 63,222.56	65,965
Less: Accounts Receivable > 30 Days	(14,409.00)	(928.35)	(1,352.00)	(4,060.00)	(900.00)	(62.00)	(353.45)	(107.36)	(22,172.16)	
Net Monthly Parking Distribution	\$ 5,565.20	\$ 8,073.99	\$ 13,320.39	\$ 6,944.44	\$ 9,287.46	\$ 918.85	\$ (1,094.10)	\$ (1,965.83)	\$ 41,050.40	

For the Three Months Ending March 31st, 2020:

	ND4001 Civic Center Ramp	ND4006 NP Avenue Lot	ND4007 GTC Ramp	ND4008 4th Street Lot	ND4009 3rd Street Lot	ND4010 Main Avenue Lot	ND4011 Island Park Ramp	ND4012 7th Street Lot	Year to Date Totals	Prior Year Totals
Monthly Parking Revenue	69,777.04	22,091.23	58,483.85	49,730.47	41,465.00	12,462.00	30,333.55	2,705.82	287,048.96	290,434
Transient Revenue	8,385.00	2,267.00	-	-	-	-	-	-	10,652.00	12,909
Pay by Phone	-	2,863.90	-	-	-	-	-	-	2,863.90	1,642
Validation Revenue	9,797.50	551.00	-	-	-	-	-	-	10,348.50	13,718
Validation Revenue - Radisson	-	-	-	-	-	-	-	-	-	-
Violation Revenue	497.00	1,731.00	220.00	1,061.00	257.00	22.00	522.00	194.00	4,504.00	1,385
Event Revenue	-	-	-	-	-	-	-	-	-	-
Gross Revenue	\$ 88,456.54	\$ 29,504.13	\$ 58,703.85	\$ 50,791.47	\$ 41,722.00	\$ 12,484.00	\$ 30,855.55	\$ 2,899.82	\$ 315,417.36	320,088
Credit Card Fees	(500.32)	(602.73)	(93.92)	(3.83)	(57.00)	(16.04)	(183.96)	(33.24)	(1,491.04)	(1,871)
Sales Tax	-	-	-	-	-	-	-	-	-	-
Special Event Payroll	-	-	-	-	-	-	-	-	-	-
Enforcement Payroll	-	(4,234.27)	-	(5,110.34)	(4,234.27)	(2,190.14)	(11,680.77)	(759.25)	(28,209.04)	(20,956)
Passport Fees	(234.80)	(1,370.69)	(96.00)	(514.40)	(124.80)	(10.80)	(244.80)	(95.60)	(2,691.89)	(1,370)
Management Fee	(16,998.63)	(7,614.75)	(14,472.72)	(7,614.75)	(7,614.75)	(7,614.75)	(14,472.72)	(7,534.08)	(83,937.15)	(79,040)
City Expenses:	-	-	-	-	-	-	-	-	-	-
Schindler Elevator	-	-	-	-	-	-	-	-	-	(554)
Glacier Snow	-	(9,121.69)	-	-	-	-	-	-	(9,121.69)	(6,281)
The LockShop	-	-	-	-	-	-	-	-	-	(138)
Sentry Security	-	-	-	-	-	-	-	-	-	(1,341)
Summit Companies	-	-	-	-	-	-	-	-	-	-
The CMI Group	-	-	-	-	-	-	-	-	-	-
Overhead Door Co.	-	-	(423.00)	-	-	-	-	-	(423.00)	-
Grotberg Electric INC	-	-	-	-	-	-	-	-	-	-
Tapco	(300.00)	-	-	-	-	-	-	-	(300.00)	(481)
Moorhead Electric	-	-	-	-	-	-	(2,661.80)	-	(2,661.80)	(675)
GTC Office Lease	-	-	360.00	-	-	-	-	-	360.00	360
Total Adjustments	(18,033.75)	(22,944.13)	(14,725.64)	(13,243.32)	(12,030.82)	(9,831.73)	(29,244.05)	(8,422.17)	(128,475.61)	(112,347)
Service Permit Revenue	-	50.00	-	-	-	-	-	-	100.00	150
DRP3 Revenue	-	-	-	-	-	-	-	-	-	-
Net Operating Income	\$ 70,422.79	\$ 6,610.00	\$ 43,978.21	\$ 37,548.15	\$ 29,691.18	\$ 2,652.27	\$ 1,611.50	\$ (5,522.35)	\$ 187,041.75	207,891



interstate
P
PARKING

ND4013 - Roberts Commons

	January	February	March	April	May	June	July	August	September	October	November	December	Year To Date Totals	Prior Year Totals
Monthly Parking Revenue	45,160.60	45,746.59	46,689.06										137,596.25	132,329
Transient Revenue	9,974.00	8,197.00	7,267.00										25,438.00	39,482
Pay by Phone													-	-
Validation Revenue	155.00	432.00	904.00										1,491.00	772
Validation Revenue - Radisson													-	-
Violation Revenue	199.00	268.00	294.00										761.00	193
Bike Lockers Revenue													-	-
Event Revenue													-	-
Gross Revenue	\$ 55,488.60	\$ 54,643.59	\$ 55,154.06	\$ -	\$ -	\$ -	\$ -	\$ -	\$ -	\$ -	\$ -	\$ -	\$ 165,286.25	172,776
Credit Card Fees	(522.22)	(545.35)	(498.45)										(1,566.02)	(1,662)
Sales Tax	-	-	-										-	-
Special Event Payroll	-	-	-										-	-
Enforcement Payroll	-	-	-										-	-
Passport Fees	(97.60)	(131.20)	(121.60)										(350.40)	-
Management Fee	(16,968.36)	(16,968.36)	(16,968.36)										(50,905.08)	(49,761)
City Expenses:														
Asp of Moorhead (804-255-13)	(938.44)												(938.44)	(146,088)
Asp of Moorhead (804-255-14)		(938.44)											(938.44)	
Asp of Moorhead (804-255-15)		(1,039.50)											(1,039.50)	
Jet-Way Multiple (13920)		(425.00)											(425.00)	
Asp of Moorhead (804-255-16)			(964.47)										(964.47)	
Moorhead Electric (15006)			(3,232.67)										(3,232.67)	
Tapco (I660753)			(75.00)										(75.00)	
Tapco (I661177)			(300.00)										(300.00)	
Total Adjustments	(18,526.62)	(20,047.85)	(22,160.55)	-	-	-	-	-	-	-	-	-	(60,735.02)	(197,511)
Service Permit Revenue	-	-	-										-	-
DRP3 Revenue	-	-	-										-	-
Net Operating Income	\$ 36,961.98	\$ 34,595.74	\$ 32,993.51	\$ -	\$ -	\$ -	\$ -	\$ -	\$ -	\$ -	\$ -	\$ -	\$ 104,551.23	(24,735)
Less: Accounts Receivable > 30 Days	-	-	(5,698.71)	-	-	-	-	-	-	-	-	-	-	-
Net Monthly Parking Distribution	\$ 36,961.98	\$ 34,595.74	\$ 27,294.80	\$ -	\$ -	\$ -	\$ -	\$ -	\$ -	\$ -	\$ -	\$ -	\$ 104,551.23	(24,735)



ND4001 - ND4013 City of Fargo

Paris AR Aging Report - March 2020

Location ID	Lot Name	30 Days	60 Days	90 Days	Total Due
ND4001	Civic Center Ramp	\$7,147.00	\$5,598.00	\$1,664.00	\$14,409.00
ND4006	NP Avenue Lot	\$540.00	\$116.35	\$272.00	\$928.35
ND4007	GTC Garage	\$161.00	\$6.00	\$1,185.00	\$1,352.00
ND4008	4th Street Lot	\$235.00	\$3,225.00	\$600.00	\$4,060.00
ND4009	3rd Street Lot	\$300.00	\$300.00	\$300.00	\$900.00
ND4010	Main Avenue Lot	\$0.00	\$0.00	\$62.00	\$62.00
ND4011	Island Park Ramp	\$118.00	\$59.00	\$176.45	\$353.45
ND4012	7th Street North	\$45.00	\$0.00	\$62.36	\$107.36
ND4013	Roberts Commons Garage	\$3,101.00	\$962.97	\$1,634.74	\$5,698.71
TOTALS:		\$11,647.00	\$10,267.32	\$5,956.55	\$27,870.87

Portfolio	30 Days	60 Days	90 Days	Total Due
City of Fargo (4001-4012)	\$8,546.00	\$9,304.35	\$4,321.81	\$22,172.16
Roberts Commons (4013)	\$3,101.00	\$962.97	\$1,634.74	\$5,698.71
TOTALS:	\$11,647.00	\$10,267.32	\$5,956.55	\$27,870.87

Account ID	Account Name	30 Days	60 Days	90 Days	Total Due
ND000005	Hotel Donaldson	\$555.00	\$483.00	\$0.00	\$1,038.00
ND000006	Nilles Attorneys	\$0.00	\$0.00	\$0.00	\$0.00
ND000007	Packet Digital	\$2,438.00	\$2,438.00	\$0.00	\$4,876.00
ND000010	Radisson Hotel	\$4,154.00	\$2,677.00	\$1,558.00	\$8,389.00
ND000376	Nilles Attorneys- Validations	\$0.00	\$0.00	\$0.00	\$0.00
ND000403	Emerging Prairie	\$0.00	\$0.00	\$106.00	\$106.00
ND000411	Ryan Evans	\$0.00	\$0.00	\$0.00	\$0.00
ND000425	Jamie Schulz	\$0.00	\$0.00	\$0.00	\$0.00
ND000431	Jordon R Falcon	\$0.00	\$0.00	\$0.00	\$0.00
TOTALS:		\$7,147.00	\$5,598.00	\$1,664.00	\$14,409.00



ND4006 - NP Avenue Lot

Paris AR Aging Report - March 2020

Account ID	Account Name	30 Days	60 Days	90 Days	Total Due
ND000084	Fredrikson & Byron	\$450.00	\$0.00	\$0.00	\$450.00
ND000092	Polished Nail Spa	\$0.00	\$0.00	\$0.00	\$0.00
ND000094	HDR %Carla Schwebach	\$90.00	\$90.00	\$0.00	\$180.00
ND000358	McGough Construction	\$0.00	\$26.25	\$0.00	\$26.25
ND000397	Global Development	\$0.00	\$0.00	\$0.00	\$0.00
ND000624	CityScapes/OnSharp	\$0.00	\$0.00	\$0.00	\$0.00
ND000631	CoSchedule	\$0.00	\$0.00	\$0.00	\$0.00
ND000668	Madelyn Knowlton	\$0.00	\$0.00	\$0.00	\$0.00
ND000689	John Aranda	\$0.00	\$0.00	\$0.00	\$0.00
ND000695	Kennelly Business Law	\$0.00	\$0.00	\$81.00	\$81.00
ND000698	Raphael Royaute	\$0.00	\$0.00	\$0.00	\$0.00
ND000709	NDSU- Visual Dept	\$0.00	\$0.00	\$0.00	\$0.00
ND000721	Kaleth Wright	\$0.00	\$0.00	\$0.00	\$0.00
ND000740	Jeremy Huffman	\$0.00	\$0.00	\$0.00	\$0.00
ND000741	Alex Light	\$0.00	\$0.00	\$0.00	\$0.00
ND000742	Austin Strom	\$0.00	\$0.00	\$0.00	\$0.00
ND000745	Jacob Scheele	\$0.00	\$0.00	\$191.00	\$191.00
ND000749	Jim Tyler	\$0.00	\$0.00	\$0.00	\$0.00
ND000751	Isaac Wilson	\$0.00	\$0.10	\$0.00	\$0.10
TOTALS:		\$540.00	\$116.35	\$272.00	\$928.35



Account ID	Account Name	30 Days	60 Days	90 Days	Total Due
ND000187	UBS Attn John Fischer	\$0.00	\$0.00	\$0.00	\$0.00
ND000190	Tom Heilman	\$0.00	\$0.00	\$162.00	\$162.00
ND000191	Greg Hahn	\$0.00	\$0.00	\$0.00	\$0.00
ND000194	Mark Johnson	\$0.00	\$0.00	\$0.00	\$0.00
ND000204	Tony Luz	\$0.00	\$0.00	\$54.00	\$54.00
ND000210	Tom Moore	\$0.00	\$0.00	\$0.00	\$0.00
ND000211	Matthew Engen	\$0.00	\$0.00	\$0.00	\$0.00
ND000213	Ron Nomeland	\$0.00	\$0.00	\$198.00	\$198.00
ND000214	Presidio Property Trust Inc.	\$0.00	\$0.00	\$259.00	\$259.00
ND000215	John Neuenschwander	\$0.00	\$0.00	\$0.00	\$0.00
ND000222	Royal Jewelers	\$0.00	\$0.00	\$0.00	\$0.00
ND000224	Michael Sjothum	\$62.00	\$0.00	\$0.00	\$62.00
ND000237	Vogel Law Firm	\$0.00	\$0.00	\$0.00	\$0.00
ND000430	Blair Kiland	\$0.00	\$6.00	\$0.00	\$6.00
ND000570	Family Healthcare Center	\$0.00	\$0.00	\$0.00	\$0.00
ND000588	Randall Fish	\$0.00	\$0.00	\$0.00	\$0.00
ND000614	Syris Jenson	\$0.00	\$0.00	\$0.00	\$0.00
ND000641	Wow LLC	\$0.00	\$0.00	\$0.00	\$0.00
ND000647	Sam Lewis	\$0.00	\$0.00	\$0.00	\$0.00
ND000649	Kennelly Business Law	\$0.00	\$0.00	\$0.00	\$0.00
ND000652	Rodenburg Law Firm	\$0.00	\$0.00	\$0.00	\$0.00
ND000660	Sayler Jenson	\$0.00	\$0.00	\$0.00	\$0.00
ND000666	Erin Slack	\$0.00	\$0.00	\$0.00	\$0.00
ND000667	RD Offutt	\$0.00	\$0.00	\$0.00	\$0.00
ND000696	Jordan Iverson	\$0.00	\$0.00	\$0.00	\$0.00
ND000705	Peter Chamberlain	\$0.00	\$0.00	\$0.00	\$0.00
ND000718	Justin Beauchane	\$0.00	\$0.00	\$0.00	\$0.00
ND000720	Morgan Kroschel	\$0.00	\$0.00	\$0.00	\$0.00
ND000722	TAT Fargo Satellite	\$0.00	\$0.00	\$512.00	\$512.00
ND000734	Sara Hough	\$0.00	\$0.00	\$0.00	\$0.00
ND000737	Clayton Edstrom	\$0.00	\$0.00	\$0.00	\$0.00
ND000738	Beth Johnson	\$99.00	\$0.00	\$0.00	\$99.00
ND000746	Ron Nomeland personal	\$0.00	\$0.00	\$0.00	\$0.00
TOTALS:		\$161.00	\$6.00	\$1,185.00	\$1,352.00

ND4008 - 4th Street Lot



Paris AR Aging Report - March 2020

Account ID	Account Name	30 Days	60 Days	90 Days	Total Due
ND000138	Family Healthcare Center	\$0.00	\$0.00	\$0.00	\$0.00
ND000148	Rodenburg & Lavinger	\$0.00	\$0.00	\$0.00	\$0.00
ND000274	Atos Restaurant Technology	\$0.00	\$3,000.00	\$600.00	\$3,600.00
ND000482	Collins and Krank	\$0.00	\$0.00	\$0.00	\$0.00
ND000591	Kennelly Business Law	\$225.00	\$225.00	\$0.00	\$450.00
ND000618	Glacier Snow	\$10.00	\$0.00	\$0.00	\$10.00
TOTALS:		\$235.00	\$3,225.00	\$600.00	\$4,060.00

ND4009 - 3rd Street Lot



Paris AR Aging Report - March 2020

Account ID	Account Name	30 Days	60 Days	90 Days	Total Due
ND000099	Red River Regional Dispatch	\$0.00	\$0.00	\$0.00	\$0.00
ND000101	Family Healthcare Center	\$0.00	\$0.00	\$0.00	\$0.00
ND000102	Rodenburg & Lavinger	\$0.00	\$0.00	\$0.00	\$0.00
ND000105	Vogel Law Firm	\$0.00	\$0.00	\$0.00	\$0.00
ND000106	Office Sign Co.	\$0.00	\$0.00	\$0.00	\$0.00
ND000364	Collins and Krank	\$0.00	\$0.00	\$0.00	\$0.00
ND000366	Revel Digital	\$300.00	\$300.00	\$300.00	\$900.00
TOTALS:		\$300.00	\$300.00	\$300.00	\$900.00

ND4010 - Main Avenue Lot



Paris AR Aging Report - March 2020

Account ID	Account Name	30 Days	60 Days	90 Days	Total Due
ND000273	Atos Restaurant Technology	\$0.00	\$0.00	\$0.00	\$0.00
ND000586	Buck Properties	\$0.00	\$0.00	\$0.00	\$0.00
ND000603	Kenneth Astrup	\$0.00	\$0.00	\$62.00	\$62.00
ND000733	Nicole Gruchow	\$0.00	\$0.00	\$0.00	\$0.00
ND000754	Tyler H Waltz	\$0.00	\$0.00	\$0.00	\$0.00
TOTALS:		\$0.00	\$0.00	\$62.00	\$62.00



Paris AR Aging Report - March 2020

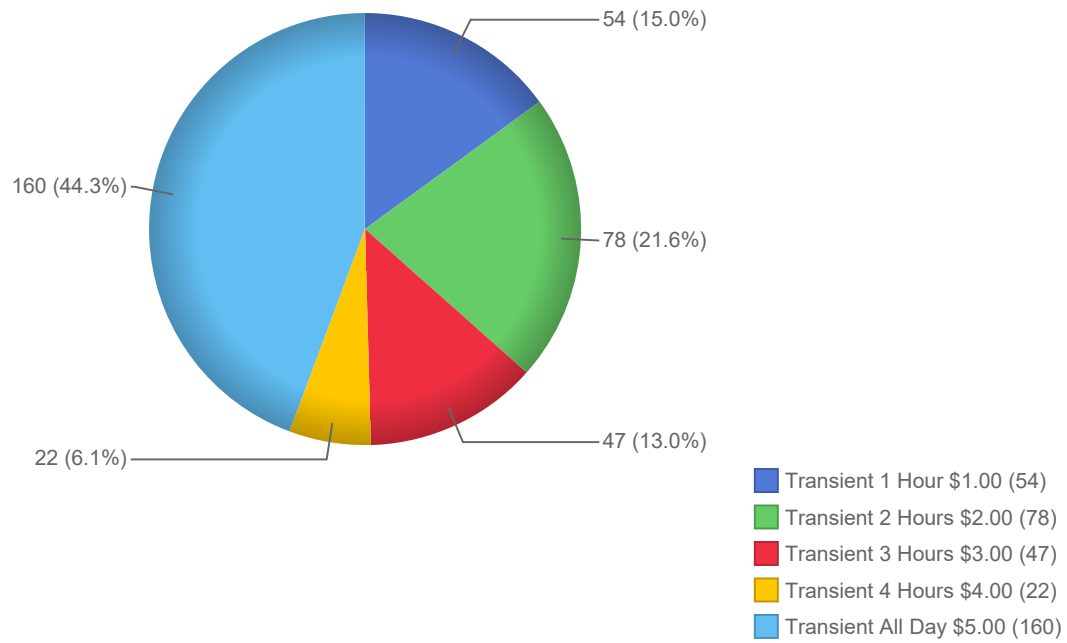
Account ID	Account Name	30 Days	60 Days	90 Days	Total Due
ND000260	Legal Professionals LTD	\$0.00	\$0.00	\$0.00	\$0.00
ND000266	Sanford Health (Foundation)	\$0.00	\$0.00	\$0.00	\$0.00
ND000271	YMCA	\$0.00	\$0.00	\$0.00	\$0.00
ND000621	Brice Powell	\$0.00	\$0.00	\$87.00	\$87.00
ND000684	Spotlight Media	\$59.00	\$0.00	\$0.00	\$59.00
ND000691	Connor Cease	\$0.00	\$0.00	\$0.00	\$0.00
ND000699	Tetragen Software LLC	\$0.00	\$0.00	\$0.00	\$0.00
ND000700	Amber Orvik	\$0.00	\$0.00	\$0.00	\$0.00
ND000736	Jon Caro	\$0.00	\$0.00	\$0.00	\$0.00
ND000747	Michael Weise	\$59.00	\$59.00	\$89.45	\$207.45
ND000753	Matthew Johnson	\$0.00	\$0.00	\$0.00	\$0.00
TOTALS:		\$118.00	\$59.00	\$176.45	\$353.45



ND4012 - 7th Street North						
Paris AR Aging Report - March 2020						
Account ID	Account Name	30 Days	60 Days	90 Days	Total Due	
ND000080	Michael D Nelson	\$0.00	\$0.00	\$0.00	\$0.00	
ND000095	Salon 3\5	\$0.00	\$0.00	\$0.00	\$0.00	
ND000121	Brian Weimer	\$0.00	\$0.00	\$0.00	\$0.00	
ND000197	Miles Martine	\$0.00	\$0.00	\$0.00	\$0.00	
ND000264	Jason Reed	\$0.00	\$0.00	\$0.00	\$0.00	
ND000317	Mark Honzay	\$0.00	\$0.00	\$0.00	\$0.00	
ND000318	Seth Morken	\$0.00	\$0.00	\$0.00	\$0.00	
ND000465	Brittany Dawson	\$0.00	\$0.00	\$0.00	\$0.00	
ND000551	Zachry Tretbar	\$0.00	\$0.00	\$0.00	\$0.00	
ND000554	Edward Jones	\$45.00	\$0.00	\$45.00	\$90.00	
ND000574	MEPS	\$0.00	\$0.00	\$17.36	\$17.36	
ND000604	Affairs By Brittany	\$0.00	\$0.00	\$0.00	\$0.00	
ND000610	Todd R Medd	\$0.00	\$0.00	\$0.00	\$0.00	
ND000628	Sheila Cogdill	\$0.00	\$0.00	\$0.00	\$0.00	
ND000639	Folkway (att) Steve French	\$0.00	\$0.00	\$0.00	\$0.00	
ND000677	Amanda Baych	\$0.00	\$0.00	\$0.00	\$0.00	
TOTALS:		\$45.00	\$0.00	\$62.36	\$107.36	

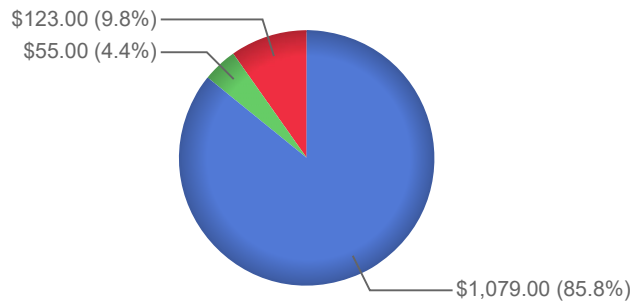
ND4013 - Roberts Commons					
Paris AR Aging Report - March 2020					
Account ID	Account Name	30 Days	60 Days	90 Days	Total Due
ND000014	McGough Construction(Fargo Office)	\$0.00	\$3.00	\$0.00	\$3.00
ND000019	Prairie Petals	\$0.00	\$0.00	\$0.00	\$0.00
ND000022	King House Buffet	\$0.00	\$0.00	\$0.00	\$0.00
ND000025	Mark Olson	\$0.00	\$0.00	\$0.00	\$0.00
ND000034	Jared Kleven	\$0.00	\$0.00	\$0.00	\$0.00
ND000036	Kilbourne Group	\$0.00	\$0.00	\$0.00	\$0.00
ND000037	Jerrold Hoas	\$0.00	\$0.00	\$0.00	\$0.00
ND000038	Tallgrass Trail	\$0.00	\$0.00	\$0.00	\$0.00
ND000096	KCM	\$848.00	\$0.00	\$0.00	\$848.00
ND000103	Blackbird Woodfire	\$0.00	\$0.00	\$0.00	\$0.00
ND000115	Erberts and Gerberts	\$0.00	\$0.00	\$0.00	\$0.00
ND000136	Thoreson & Steffes	\$0.00	\$0.00	\$0.00	\$0.00
ND000140	Packet Digital	\$212.00	\$94.00	\$0.00	\$306.00
ND000144	DFI BE LLC	\$0.00	\$0.00	\$0.00	\$0.00
ND000149	V.F.W. Club	\$0.00	\$0.00	\$0.00	\$0.00
ND000151	Wold Johnson PC	\$0.00	\$0.00	\$0.00	\$0.00
ND000158	Terry Traylor	\$0.00	\$0.00	\$0.00	\$0.00
ND000170	Ben Tiedmann	\$0.00	\$0.00	\$0.00	\$0.00
ND000171	Rosemary Jones	\$0.00	\$0.00	\$0.00	\$0.00
ND000180	Paul Luoma	\$68.00	\$0.00	\$0.00	\$68.00
ND000182	Jamie Crabtree	\$0.00	\$0.00	\$0.00	\$0.00
ND000189	Mitchell Cowell	\$0.00	\$0.00	\$424.00	\$424.00
ND000195	Julie Sherlund	\$0.00	\$0.00	\$0.00	\$0.00
ND000263	CityScapes/OnSharp	\$0.00	\$0.00	\$0.00	\$0.00
ND000272	Mortenson Construction	\$0.00	\$0.00	\$0.00	\$0.00
ND000278	Starforce National Corp	\$0.00	\$0.00	\$0.00	\$0.00
ND000295	Samantha Miller	\$0.00	\$0.00	\$0.00	\$0.00
ND000296	Abovo	\$0.00	\$0.00	\$0.00	\$0.00
ND000307	Harry Twells	\$0.00	\$0.00	\$0.00	\$0.00
ND000320	Tracy Jordre	\$0.00	\$0.00	\$0.00	\$0.00
ND000323	Thomas Hinze	\$0.00	\$0.00	\$0.00	\$0.00
ND000334	Hanson Properties LLC	\$0.00	\$0.00	\$0.00	\$0.00
ND000342	Hatch Coaching	\$0.00	\$0.00	\$0.00	\$0.00
ND000344	Teresa Hartwig	\$0.00	\$0.00	\$0.00	\$0.00
ND000347	Jennifer Hoffman	\$0.00	\$0.00	\$0.00	\$0.00
ND000351	Mark Eskildsen	\$0.00	\$0.00	\$0.00	\$0.00
ND000365	Oswald Scantlebury	\$0.00	\$0.00	\$0.00	\$0.00
ND000369	Bret Ridenour	\$0.00	\$0.00	\$0.00	\$0.00
ND000375	Others Shop	\$0.00	\$0.00	\$0.00	\$0.00
ND000387	Sean Howard	\$0.00	\$0.00	\$0.00	\$0.00
ND000388	Youngblood Coffee	\$0.00	\$0.00	\$0.00	\$0.00
ND000391	Susan McGaffigan	\$0.00	\$0.00	\$0.00	\$0.00
ND000395	David Morreau	\$106.00	\$0.00	\$0.00	\$106.00
ND000414	Evan Kjos	\$0.00	\$0.00	\$0.00	\$0.00
ND000421	US Probation Office	\$0.00	\$106.00	\$0.00	\$106.00
ND000423	Power Plates Meals	\$0.00	\$0.00	\$0.00	\$0.00
ND000424	MirandaDeutz	\$0.00	\$0.00	\$0.00	\$0.00
ND000427	John Gary Indrehus	\$0.00	\$0.00	\$0.00	\$0.00
ND000429	Hill Law Office LLC	\$0.00	\$0.00	\$0.00	\$0.00
ND000432	Brittany Anton	\$106.00	\$0.00	\$0.00	\$106.00
ND000435	Jordan Moore	\$0.00	\$0.00	\$0.00	\$0.00
ND000439	John Rommesmo	\$0.00	\$0.00	\$0.00	\$0.00
ND000441	Cameron Leinen	\$0.00	\$0.00	\$0.00	\$0.00
ND000443	William Morehouse	\$0.00	\$0.00	\$0.00	\$0.00
ND000451	Vishal Uppala	\$0.00	\$0.00	\$0.00	\$0.00
ND000462	Adele L Geiger	\$0.00	\$0.00	\$0.00	\$0.00
ND000469	Matt Osborne	\$0.00	\$0.00	\$0.00	\$0.00
ND000478	Dave Wasness	\$0.00	\$0.00	\$0.00	\$0.00
ND000479	Pam Hedrich	\$0.00	\$0.00	\$0.00	\$0.00
ND000486	Jacquelyn Ness	\$0.00	\$0.00	\$0.00	\$0.00
ND000487	Jill Perez	\$0.00	\$0.00	\$0.00	\$0.00
ND000493	Cathy Borgie	\$0.00	\$0.00	\$0.00	\$0.00
ND000502	Troy Alpperspach	\$0.00	\$0.00	\$0.00	\$0.00
ND000504	Derek Kubicek	\$0.00	\$0.00	\$0.00	\$0.00
ND000507	Susan Hiltzendager	\$0.00	\$0.00	\$0.00	\$0.00
ND000508	Sara Johnson	\$0.00	\$0.00	\$0.00	\$0.00
ND000512	Jacqueline Shaw	\$0.00	\$0.00	\$0.00	\$0.00
ND000514	Courtney Werre	\$0.00	\$0.00	\$0.00	\$0.00
ND000534	Katrina Best	\$0.00	\$0.00	\$0.00	\$0.00
ND000535	Marcos, Quinto	\$0.00	\$0.00	\$0.00	\$0.00
ND000544	Aaron Stoe	\$0.00	\$0.00	\$0.00	\$0.00
ND000545	John Miller	\$106.00	\$0.00	\$0.00	\$106.00
ND000547	Benjamin Ockert	\$0.00	\$0.00	\$0.00	\$0.00
ND000553	Robert Calavera	\$0.00	\$0.00	\$0.00	\$0.00
ND000566	Land Elements	\$564.00	\$564.00	\$853.74	\$1,981.74
ND000572	Bill Kuttenkuler	\$0.00	\$0.00	\$0.00	\$0.00
ND000575	Sarah Seger	\$0.00	\$0.00	\$0.00	\$0.00
ND000578	Michelle Hagen	\$0.00	\$0.00	\$0.00	\$0.00
ND000579	James Jaeger	\$0.00	\$0.00	\$0.00	\$0.00
ND000580	Paige Johnson	\$0.00	\$0.00	\$0.00	\$0.00
ND000581	Peter Klucas	\$0.00	\$0.00	\$212.00	\$212.00
ND000585	Jeffrey Lamb	\$0.00	\$0.00	\$0.00	\$0.00
ND000592	Roxanne Marabele	\$140.00	\$0.00	\$0.00	\$140.00
ND000593	DFI Black Building LLC	\$840.00	\$0.00	\$0.00	\$840.00
ND000594	Lance Wall	\$0.00	\$0.00	\$0.00	\$0.00
ND000595	Nathan Moberg	\$0.00	\$5.00	\$0.00	\$5.00
ND000596	Anders Clow	\$0.00	\$0.00	\$0.00	\$0.00
ND000598	Alan Rueda	\$0.00	\$0.00	\$0.00	\$0.00
ND000599	William Rouse	\$0.00	\$0.00	\$0.00	\$0.00
ND000600	Dave Hutcheson	\$106.00	\$106.00	\$0.00	\$212.00
ND000602	Michael Grove	\$5.00	\$0.00	\$0.00	\$5.00
ND000606	Andrea Strautz	\$0.00	\$0.00	\$0.00	\$0.00
ND000609	Kelley Darah	\$0.00	\$0.00	\$0.00	\$0.00
ND000619	Carl Nelson	\$0.00	\$0.00	\$0.00	\$0.00
ND000620	Emil Hatelid	\$0.00	\$0.00	\$0.00	\$0.00
ND000623	Maria Rutherford	\$0.00	\$0.00	\$0.00	\$0.00
ND000625	Sebastian Ramos	\$0.00	\$0.00	\$0.00	\$0.00
ND000626	Alex Gibson	\$0.00	\$0.00	\$0.00	\$0.00
ND000629	Edward Jones	\$0.00	\$0.00	\$145.00	\$145.00
ND000630	Reid Middaugh	\$0.00	\$0.00	\$0.00	\$0.00
ND000633	Cho Han Woong	\$0.00	\$0.00	\$0.00	\$0.00
ND000636	TheoDonna Walvatne	\$0.00	\$0.00	\$0.00	\$0.00
ND000637	Berit Wallevand	\$0.00	\$0.00	\$0.00	\$0.00
ND000638	Jill Caputi	\$0.00	\$0.00	\$0.00	\$0.00
ND000640	Jamie Askew	\$0.00	\$0.00	\$0.00	\$0.00
ND000643	Christopher Wingard	\$0.00	\$84.97	\$0.00	\$84.97
ND000644	Eric Curran	\$0.00	\$0.00	\$0.00	\$0.00
ND000645	Trever Thompson	\$0.00	\$0.00	\$0.00	\$0.00
ND000646	Sabha Ganai	\$0.00	\$0.00	\$0.00	\$0.00
ND000651	Shaun Coyne	\$0.00	\$0.00	\$0.00	\$0.00
ND000655	Creeonna Davis	\$0.00	\$0.00	\$0.00	\$0.00
ND000657	James Foote	\$0.00	\$0.00	\$0.00	\$0.00
ND000659	Dawn Ding	\$0.00	\$0.00	\$0.00	\$0.00
ND000663	Ariel Stach	\$0.00	\$0.00	\$0.00	\$0.00
ND000669	Jack Glasser	\$0.00	\$0.00	\$0.00	\$0.00
ND000675	Ranga Nutukki	\$0.00	\$0.00	\$0.00	\$0.00
ND000682	DFI Smith Follett & Crowl LLC	\$0.00	\$0.00	\$0.00	\$0.00
TOTALS:		\$3,101.00	\$962.97	\$1,634.74	\$5,698.71

NP Ave Lot - Ticket Count Breakdown
3/1/2020 to 3/31/2020, 361 Tickets Cashiered



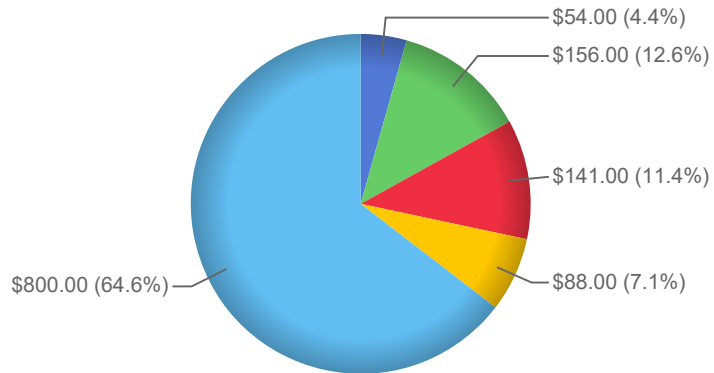
Printed 4/15/2020

NP Ave Lot - Receipts Breakdown
3/1/2020 to 3/31/2020



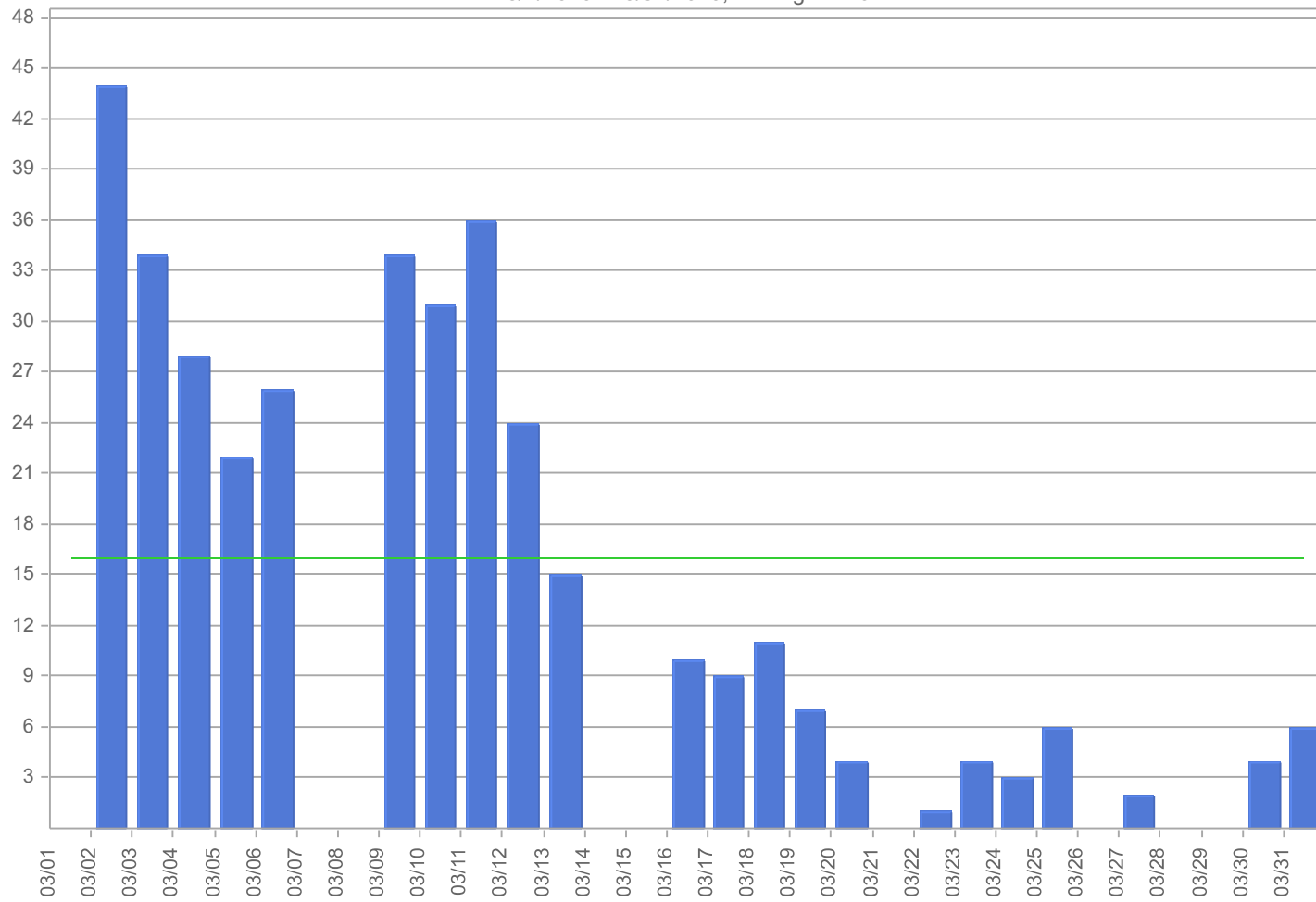
- Credit Card Receipts \$1,079.00
- Total Validations \$55.00
- Cash/Checks Deposited \$123.00

NP Ave Lot - Ticket Value Breakdown
3/1/2020 to 3/31/2020, Total Ticket Value is \$1,239.00



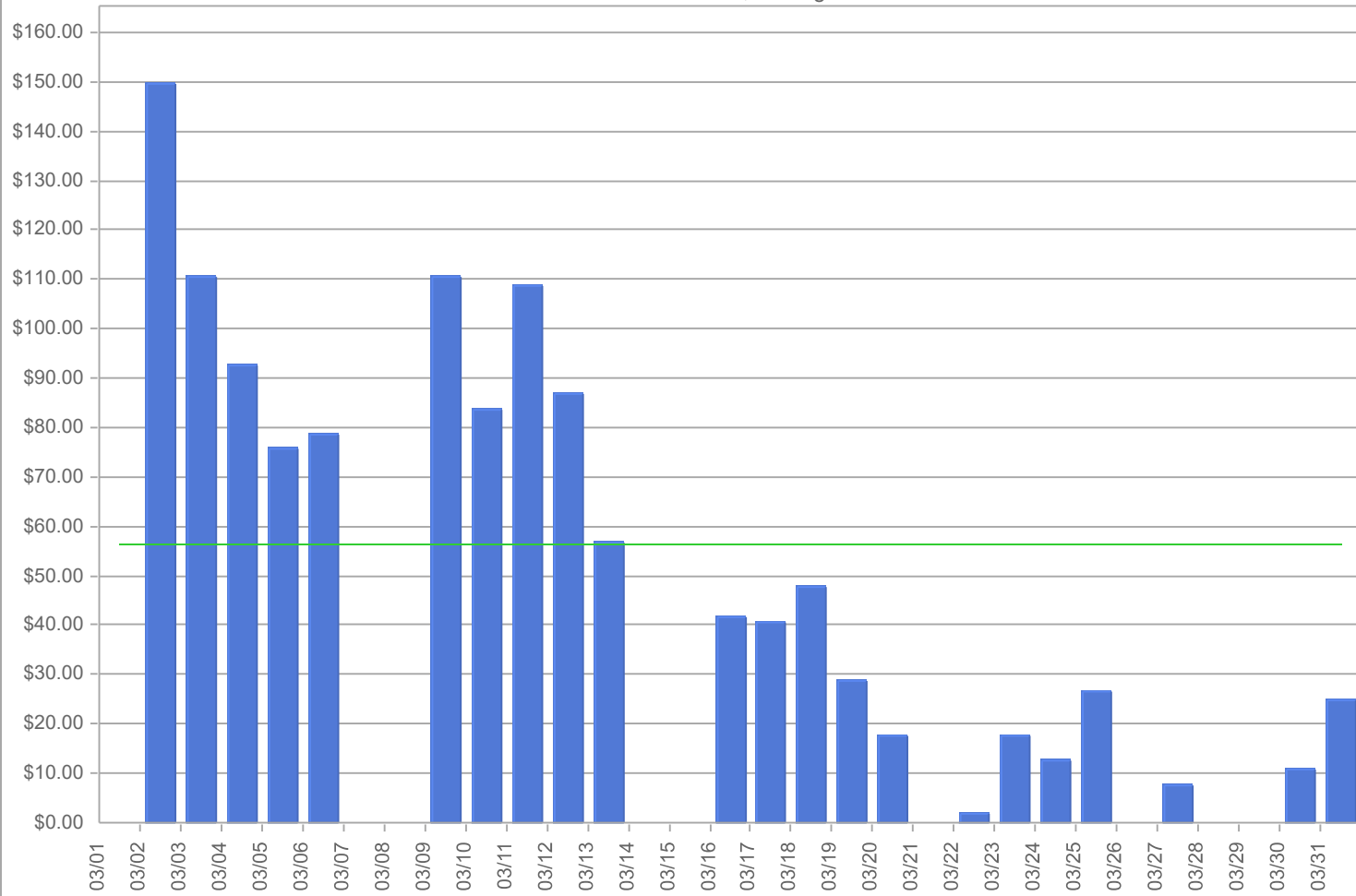
- Transient 1 Hour \$1.00 \$54.00
- Transient 2 Hours \$2.00 \$156.00
- Transient 3 Hours \$3.00 \$141.00
- Transient 4 Hours \$4.00 \$88.00
- Transient All Day \$5.00 \$800.00

NP Ave Lot - Tickets Cashiered by Day
3/1/2020 to 3/31/2020, Average is 16

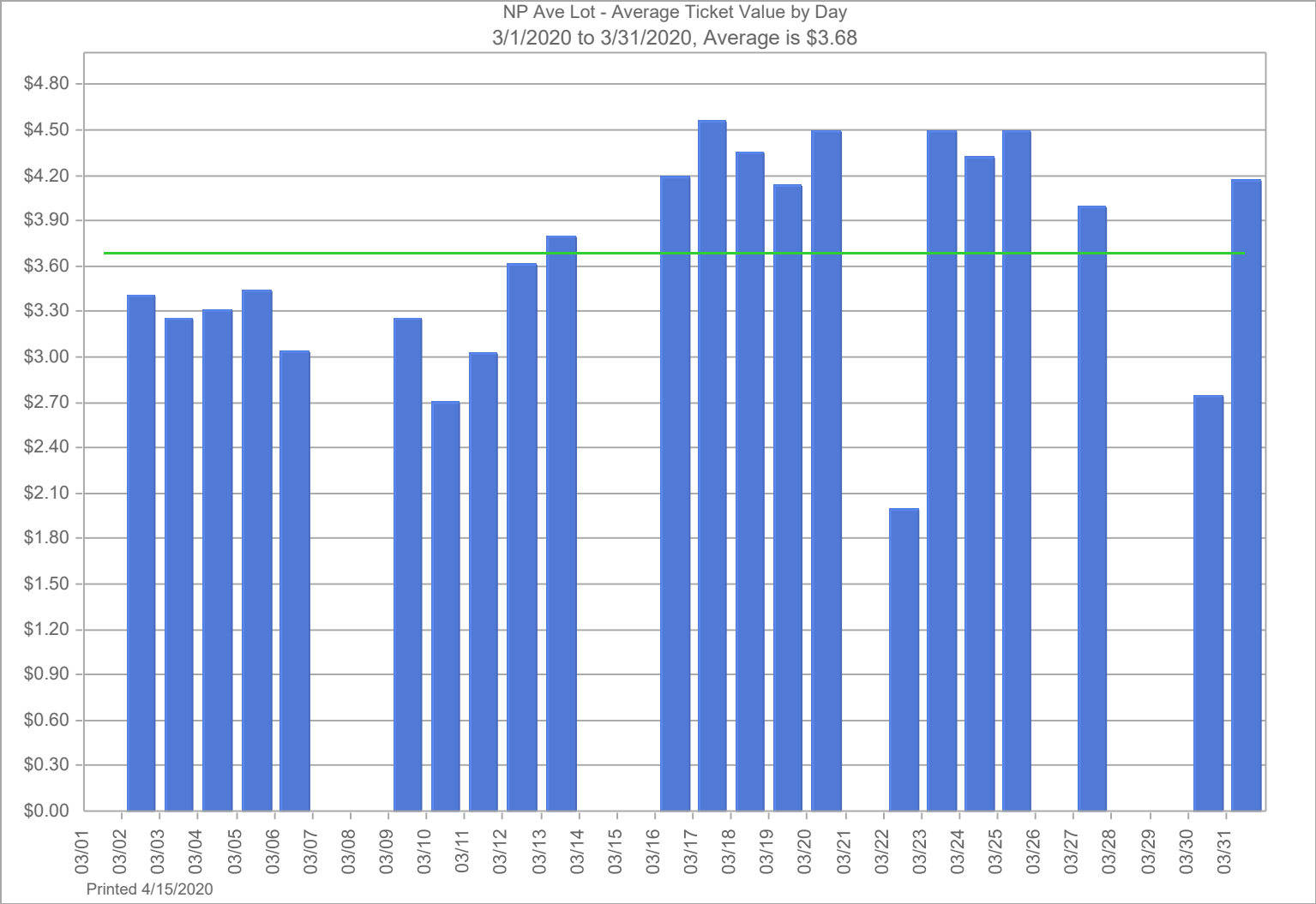


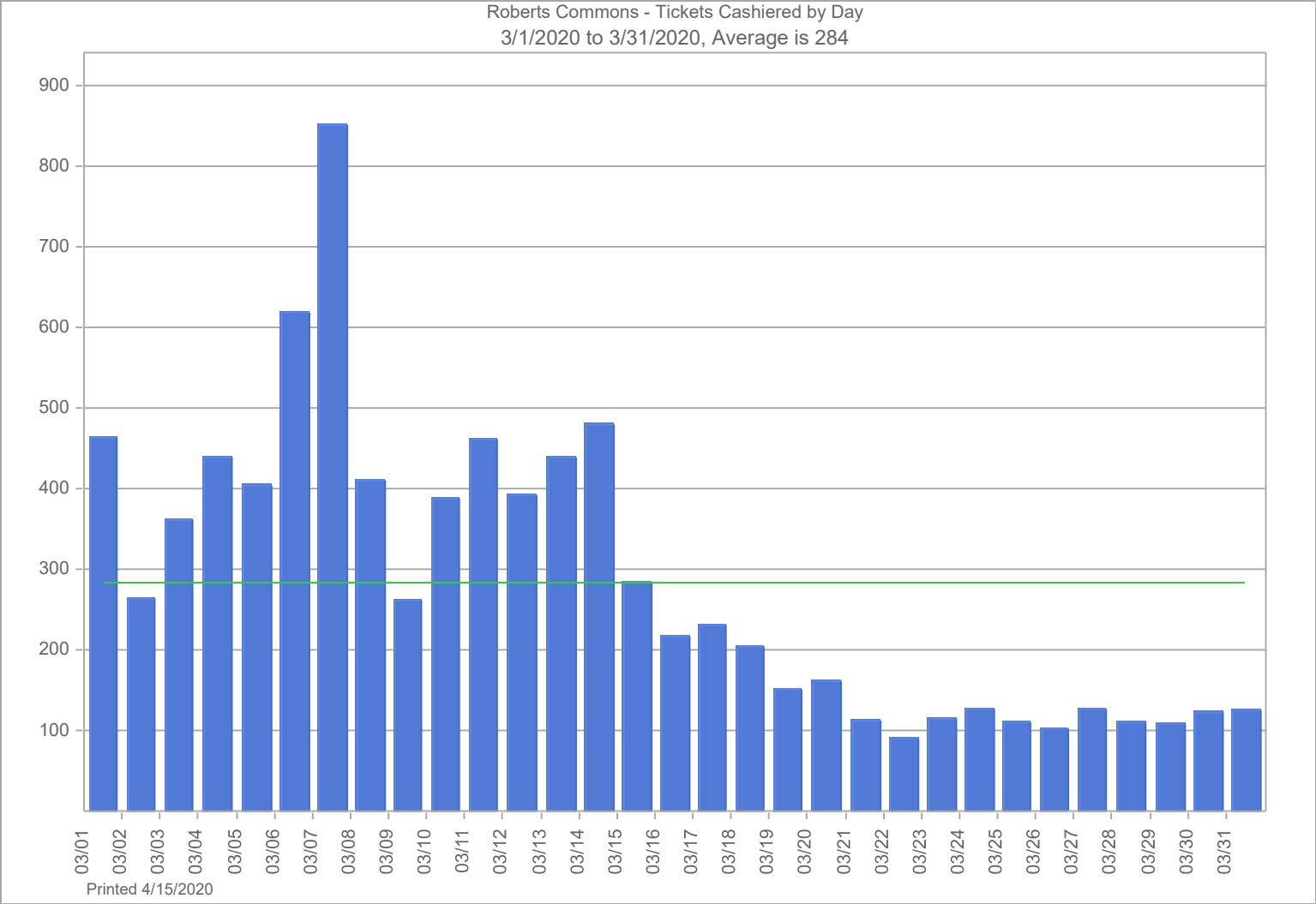
Printed 4/15/2020

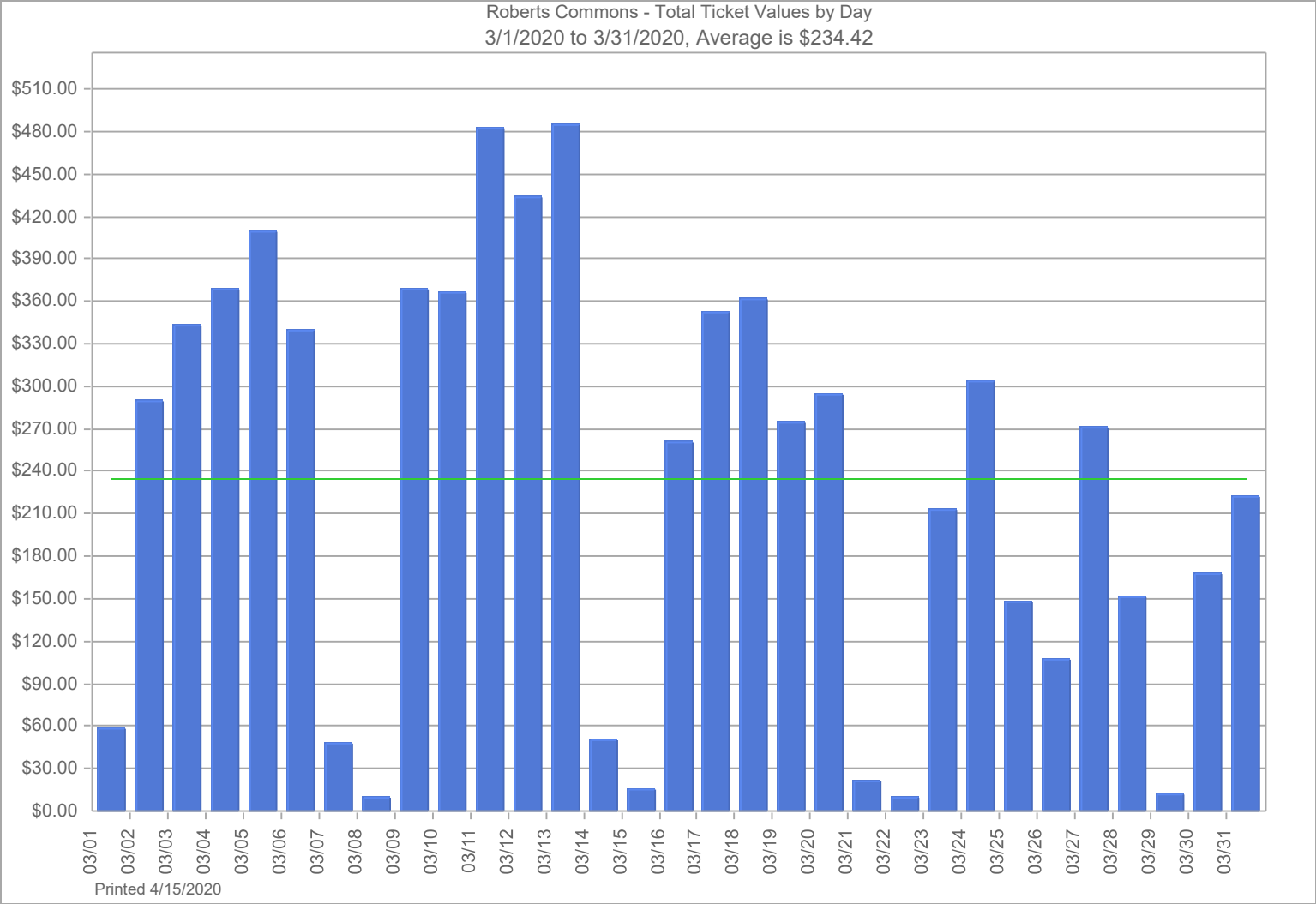
NP Ave Lot - Total Ticket Values by Day
3/1/2020 to 3/31/2020, Average is \$56.32

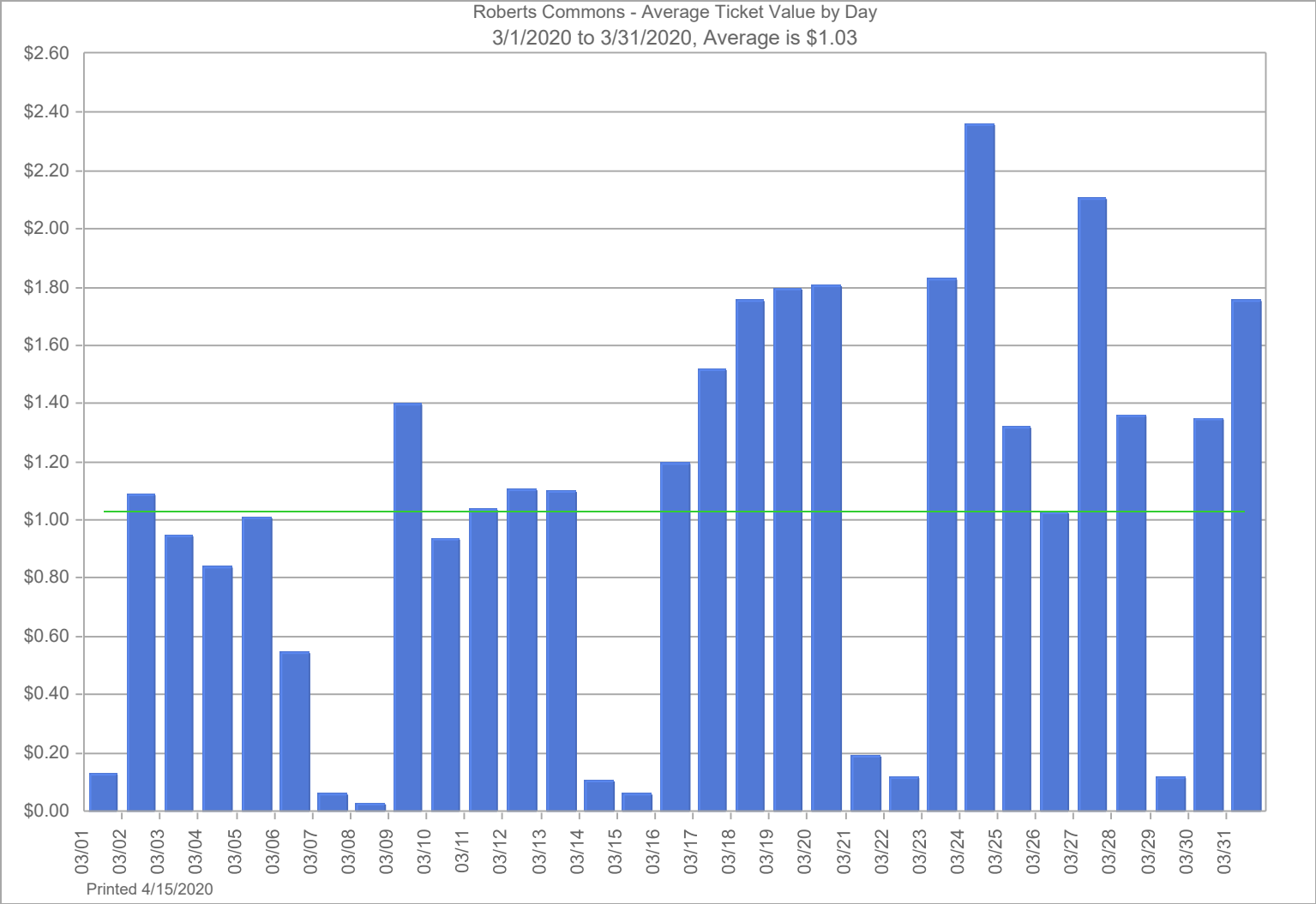


Printed 4/15/2020

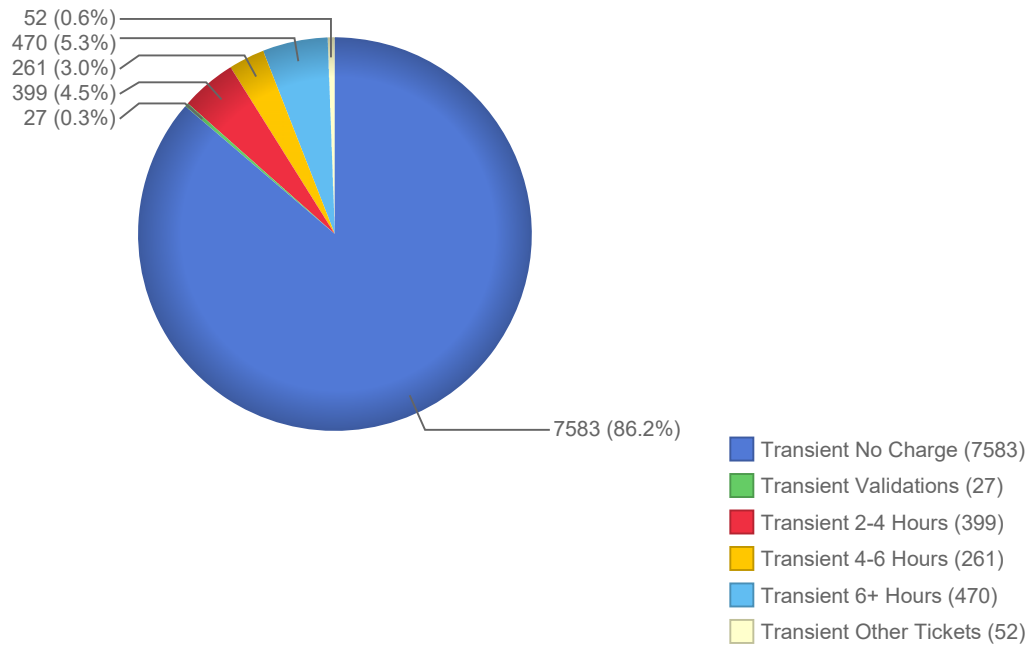




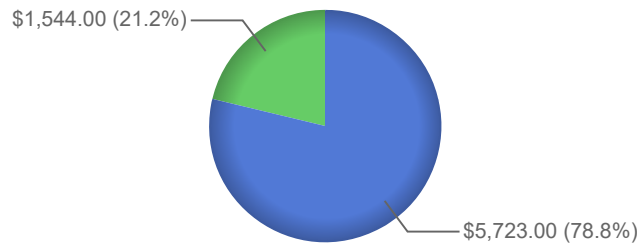




Roberts Commons - Ticket Count Breakdown
3/1/2020 to 3/31/2020, 8792 Tickets Cashiered



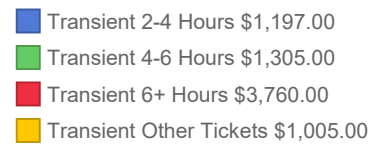
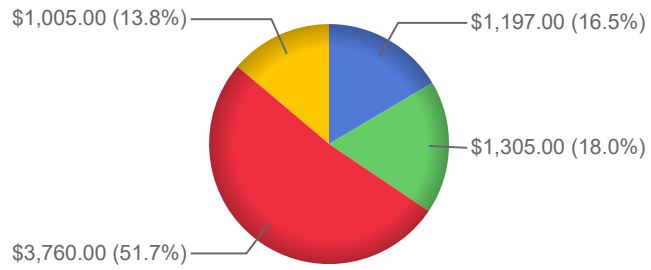
Roberts Commons - Receipts Breakdown
3/1/2020 to 3/31/2020



■ Credit Card Receipts \$5,723.00
■ Cash/Checks Deposited \$1,544.00

Printed 4/15/2020

Roberts Commons - Ticket Value Breakdown
3/1/2020 to 3/31/2020, Total Ticket Value is \$7,267.00





CITY OF FARGO
PARKING REPORT
APRIL 2020



May 15, 2020

Nicole B Crutchfield
Planning Director
City of Fargo
200 3rd Street North
Fargo, ND 58102

Dear Ms. Crutchfield:

We are pleased to provide the Parking Report for the month ended April 30, 2020. The enclosed reports have been prepared and reviewed by us, and are complete and accurate to the best of my knowledge.

COVID-19 Update

The world economy has been significantly and negatively impacted by the COVID-19 pandemic. Interstate has taken a proactive approach to monitoring revenue streams, reporting reforecast data to our valued clients, reducing expenses where possible, and looking for opportunities in areas such as monthly parking retention programs and increased contracted parking when this crisis has subsided.

Enclosed with this correspondence, you will find the following:

- 2020 Parking Revenue Report for the month ending April 30, 2020
- 2020 Parking Revenue Report for the four months ending April 30, 2020
- 2020 Roberts Commons Parking Revenue Report for the month ending April 30, 2020
- Accounts Receivable Withholding Summary by Lot for the month ending April 30, 2020
- Accounts Receivable Detail by Lot for the month ending April 30, 2020
- Month ending April 30, 2020 Transient Revenue analytical graphs by location
- Invoice copies supporting the City Expenses deduction scheduled on the Parking Revenue Report for the month ending April 30, 2020

Revenue and Distribution Summary

The current month's analysis of cash available for distribution is adjusted for the month over month change in outstanding accounts receivable that is greater than 30 days past due. Combined with the Net Operating Income, the following is the summary of the current month's cash available for distribution.

Gross Revenue	\$ 149,976.77
Operating Expenses & City Expenses	59,898.01
Net Operating Income	90,078.76
Less: Net change month over month AR > 30 Days	2,997.86
Total April 2020 Distribution	\$ 87,080.90

Should you have any questions or concerns please feel free to contact me (Nate) directly at (608) 445-4523 or nwright@interstateparking.com.

Sincerely,

Nate Wright
Revenue Manager

Charles Stadler
Chief Financial Officer

Paul Schnettler
Chief Operating Officer

Interstate Parking Company





For the Month Ending April 30th, 2020:

	ND4001 Civic Center Ramp	ND4006 NP Avenue Lot	ND4007 GTC Ramp	ND4008 4th Street Lot	ND4009 3rd Street Lot	ND4010 Main Avenue Lot	ND4011 Island Park Ramp	ND4012 7th Street Lot	Current Month Totals	Prior Year Totals
Monthly Parking Revenue	22,818.00	7,209.00	18,031.00	15,242.50	13,650.00	4,154.00	8,854.00	990.00	90,948.50	94,743
Transient Revenue	889.50	159.00	-	-	-	-	-	-	1,048.50	6,069
Pay by Phone	-	662.45	-	-	-	-	-	-	662.45	724
Validation Revenue	4,357.50	16.75	-	-	-	-	-	-	4,374.25	8,525
Validation Revenue - Radisson	-	-	-	-	-	-	-	-	-	-
Violation Revenue	135.00	1,169.00	-	45.00	64.00	-	100.00	-	1,513.00	28,342
Event Revenue	-	-	-	-	-	-	-	-	-	-
Gross Revenue	\$ 28,200.00	\$ 9,216.20	\$ 18,031.00	\$ 15,287.50	\$ 13,714.00	\$ 4,154.00	\$ 8,954.00	\$ 990.00	\$ 98,546.70	138,403
Credit Card Fees	(93.87)	(301.88)	(46.16)	-	(27.74)	(4.59)	(89.55)	(25.22)	(589.01)	(715)
Sales Tax	-	-	-	-	-	-	-	-	-	-
Special Event Payroll	-	-	-	-	-	-	-	-	-	-
Enforcement Payroll	-	(1,224.01)	-	(1,477.25)	(1,224.01)	(633.11)	(3,376.57)	(219.47)	(8,154.42)	(4,207)
Passport Fees	(66.00)	(569.20)	-	(22.00)	(31.60)	-	(36.00)	-	(724.80)	(13,981)
Management Fee	(5,666.21)	(2,538.25)	(4,824.24)	(2,538.25)	(2,538.25)	(2,538.25)	(4,824.24)	(2,511.36)	(27,979.05)	(26,347)
City Expenses:										(8,652)
Schindler Elevator									-	
Glacier Snow	-	-	-	-	-	-	-	-	-	
The LockShop									-	
Sentry Security									-	
Summit Companies		(4,415.00)							(4,415.00)	
The CMI Group									-	
Overhead Door Co.			(260.00)						(260.00)	
Grotberg Electric INC									-	
Tapco	(300.00)								(300.00)	
Moorhead Electric									-	
GTC Office Lease	-	-	120.00	-	-	-	-	-	120.00	120
Total Adjustments	(6,126.08)	(9,048.34)	(5,010.40)	(4,037.50)	(3,821.60)	(3,175.95)	(8,326.36)	(2,756.05)	(42,302.28)	(53,782)
Service Permit Revenue	-	-	-	-	-	-	-	-	-	-
DRP3 Revenue	-	-	-	-	-	-	-	-	-	-
Net Operating Income	\$ 22,073.92	\$ 167.86	\$ 13,020.60	\$ 11,250.00	\$ 9,892.40	\$ 978.05	\$ 627.64	\$ (1,766.05)	\$ 56,244.42	84,621
Add: AR > 30 Days (March)	14,409.00	928.35	1,352.00	4,060.00	900.00	62.00	353.45	107.36	22,172.16	
Less: AR > 30 Days Net Change (April)	(10,775.50)	(377.25)	(2,633.00)	(9,610.00)	(300.00)	(2,542.00)	(146.00)	(306.24)	(26,689.99)	
Net Month Over Month Change in AR	3,633.50	551.10	(1,281.00)	(5,550.00)	600.00	(2,480.00)	207.45	(198.88)	(4,517.83)	
Net Monthly Parking Distribution	\$ 25,707.42	\$ 718.96	\$ 11,739.60	\$ 5,700.00	\$ 10,492.40	\$ (1,501.95)	\$ 835.09	\$ (1,964.93)	51,726.59	

For the Four Months Ending April 30th, 2020:

	ND4001 Civic Center Ramp	ND4006 NP Avenue Lot	ND4007 GTC Ramp	ND4008 4th Street Lot	ND4009 3rd Street Lot	ND4010 Main Avenue Lot	ND4011 Island Park Ramp	ND4012 7th Street Lot	Year to Date Totals	Prior Year Totals
Monthly Parking Revenue	92,595.04	29,300.23	76,514.85	64,972.97	55,115.00	16,616.00	39,187.55	3,695.82	377,997.46	385,177
Transient Revenue	9,274.50	2,426.00	-	-	-	-	-	-	11,700.50	18,978
Pay by Phone	-	3,526.35	-	-	-	-	-	-	3,526.35	2,348
Validation Revenue	14,155.00	567.75	-	-	-	-	-	-	14,722.75	22,244
Validation Revenue - Radisson	-	-	-	-	-	-	-	-	-	-
Violation Revenue	632.00	2,900.00	220.00	1,106.00	321.00	22.00	622.00	194.00	6,017.00	29,744
Event Revenue	-	-	-	-	-	-	-	-	-	-
Gross Revenue	\$ 116,656.54	\$ 38,720.33	\$ 76,734.85	\$ 66,078.97	\$ 55,436.00	\$ 16,638.00	\$ 39,809.55	\$ 3,889.82	\$ 413,964.06	458,491
Credit Card Fees	(594.19)	(904.61)	(140.08)	(3.83)	(84.74)	(20.63)	(273.51)	(58.46)	(2,080.05)	(2,586)
Sales Tax	-	-	-	-	-	-	-	-	-	-
Special Event Payroll	-	-	-	-	-	-	-	-	-	-
Enforcement Payroll	-	(5,458.28)	-	(6,587.59)	(5,458.28)	(2,823.25)	(15,057.34)	(978.72)	(36,363.46)	(25,163)
Passport Fees	(300.80)	(1,939.89)	(96.00)	(536.40)	(156.40)	(10.80)	(280.80)	(95.60)	(3,416.69)	(15,350)
Management Fee	(22,664.84)	(10,153.00)	(19,296.96)	(10,153.00)	(10,153.00)	(10,153.00)	(19,296.96)	(10,045.44)	(111,916.20)	(105,387)
City Expenses:	-	-	-	-	-	-	-	-	-	-
Schindler Elevator	-	-	-	-	-	-	-	-	-	(554)
Glacier Snow	-	(9,121.69)	-	-	-	-	-	-	(9,121.69)	(14,933)
The LockShop	-	-	-	-	-	-	-	-	-	(138)
Sentry Security	-	-	-	-	-	-	-	-	-	-
Summit Companies	-	(4,415.00)	(260.00)	-	-	-	-	-	(4,675.00)	-
The CMI Group	-	-	-	-	-	-	-	-	-	(205)
Overhead Door Co.	-	-	(423.00)	-	-	-	-	-	(423.00)	(225)
Grotberg Electric INC	-	-	-	-	-	-	-	-	-	(675)
Tapco	(600.00)	-	-	-	-	-	-	-	(600.00)	(51)
Moorhead Electric	-	-	-	-	-	-	(2,661.80)	-	(2,661.80)	(1,342)
GTC Office Lease	-	-	480.00	-	-	-	-	-	480.00	480
Total Adjustments	(24,159.83)	(31,992.47)	(19,736.04)	(17,280.82)	(15,852.42)	(13,007.68)	(37,570.41)	(11,178.22)	(170,777.89)	(166,129)
Service Permit Revenue	-	100.00	-	-	-	-	-	-	100.00	150
DRP3 Revenue	-	-	-	-	-	-	-	-	-	-
Net Operating Income	\$ 92,496.71	\$ 6,827.86	\$ 56,998.81	\$ 48,798.15	\$ 39,583.58	\$ 3,630.32	\$ 2,239.14	\$ (7,288.40)	\$ 243,286.17	292,512



interstate
P
PARKING

ND4013 - Roberts Commons

[illegible]



ND4001 - ND4013 City of Fargo

Paris AR Aging Report - April 2020

Location ID	Lot Name	30 Days	60 Days	90 Days	Total Due
ND4001	Civic Center Ramp	\$4,092.50	\$3,343.00	\$3,340.00	\$10,775.50
ND4006	NP Avenue Lot	\$90.00	\$90.00	\$197.25	\$377.25
ND4007	GTC Garage	\$1,386.00	\$62.00	\$1,185.00	\$2,633.00
ND4008	4th Street Lot	\$6,000.00	\$10.00	\$3,600.00	\$9,610.00
ND4009	3rd Street Lot	\$300.00	\$0.00	\$0.00	\$300.00
ND4010	Main Avenue Lot	\$2480.00	\$0.00	\$62.00	\$2,542.00
ND4011	Island Park Ramp	\$0.00	\$59.00	\$87.00	\$146.00
ND4012	7th Street North	\$198.88	\$45.00	\$62.36	\$306.24
ND4013	Roberts Commons Garage	\$1,726.00	\$844.00	\$1,608.74	\$4,178.74
TOTALS:		\$16,273.38	\$4,453.00	\$10,142.35	\$30,868.73

Portfolio	30 Days	60 Days	90 Days	Total Due
City of Fargo (4001-4012)	\$14,547.38	\$3,609.00	\$8,533.61	\$26,689.99
Roberts Commons (4013)	\$1,726.00	\$844.00	\$1,608.74	\$4,178.74
TOTALS:	\$16,273.38	\$4,453.00	\$10,142.35	\$30,868.73

ND4001 - Civic Center Ramp



Paris AR Aging Report - April 2020

Account ID	Account Name	30 Days	60 Days	90 Days	Total Due
ND000005	Hotel Donaldson	\$292.50	\$555.00	\$483.00	\$1,330.50
ND000006	Nilles Attorneys	\$0.00	\$0.00	\$0.00	\$0.00
ND000007	Packet Digital	\$2,438.00	\$1,182.00	\$0.00	\$3,620.00
ND000010	Radisson Hotel	\$1,362.00	\$1,606.00	\$2,751.00	\$5,719.00
ND000403	Emerging Prairie	\$0.00	\$0.00	\$106.00	\$106.00
TOTALS:		\$4,092.50	\$3,343.00	\$3,340.00	\$10,775.50

ND4006 - NP Avenue Lot



Paris AR Aging Report - April 2020

Account ID	Account Name	30 Days	60 Days	90 Days	Total Due
ND000094	HDR %Carla Schwebach	\$0.00	\$90.00	\$90.00	\$180.00
ND000358	McGough Construction	\$0.00	\$0.00	\$26.25	\$26.25
ND000695	Kennelly Business Law	\$0.00	\$0.00	\$81.00	\$81.00
ND000742	Austin Strom	\$90.00	\$0.00	\$0.00	\$90.00
TOTALS:		\$90.00	\$90.00	\$197.25	\$377.25

Account ID	Account Name	30 Days	60 Days	90 Days	Total Due
ND000190	Tom Heilman	\$0.00	\$0.00	\$162.00	\$162.00
ND000204	Tony Luz	\$0.00	\$0.00	\$54.00	\$54.00
ND000213	Ron Nomeland	\$0.00	\$0.00	\$198.00	\$198.00
ND000214	Presidio Property Trust Inc.	\$1089.00	\$0.00	\$259.00	\$1,348.00
ND000222	Royal Jewelers	\$198.00	\$0.00	\$0.00	\$198.00
ND000224	Michael Sjothum	\$99.00	\$62.00	\$0.00	\$161.00
ND000722	TAT Fargo Satellite	\$0.00	\$0.00	\$512.00	\$512.00
TOTALS:		\$1,386.00	\$62.00	\$1,185.00	\$2,633.00

ND4008 - 4th Street Lot



Paris AR Aging Report - April 2020

Account ID	Account Name	30 Days	60 Days	90 Days	Total Due
ND000274	Atos Restaurant Technology	\$6000.00	\$0.00	\$3600.00	\$9,600.00
ND000618	Glacier Snow	\$0.00	\$10.00	\$0.00	\$10.00
TOTALS:		\$6,000.00	\$10.00	\$3,600.00	\$9,610.00

ND4009 - 3rd Street Lot



Paris AR Aging Report - April 2020

Account ID	Account Name	30 Days	60 Days	90 Days	Total Due
ND000366	Revel Digital	\$300.00	\$0.00	\$0.00	\$300.00
TOTALS:		\$300.00	\$0.00	\$0.00	\$300.00

ND4010 - Main Avenue Lot



Paris AR Aging Report - April 2020

Account ID	Account Name	30 Days	60 Days	90 Days	Total Due
ND000273	Atos Restaurant Technology	\$2480.00	\$0.00	\$0.00	\$2,480.00
ND000603	Kenneth Astrup	\$0.00	\$0.00	\$62.00	\$62.00
TOTALS:		\$2,480.00	\$0.00	\$62.00	\$2,542.00

ND4011 - Island Park Ramp



Paris AR Aging Report - April 2020

Account ID	Account Name	30 Days	60 Days	90 Days	Total Due
ND000621	Brice Powell	\$0.00	\$0.00	\$87.00	\$87.00
ND000684	Spotlight Media	\$0.00	\$59.00	\$0.00	\$59.00
TOTALS:		\$0.00	\$59.00	\$87.00	\$146.00

ND4012 - 7th Street North



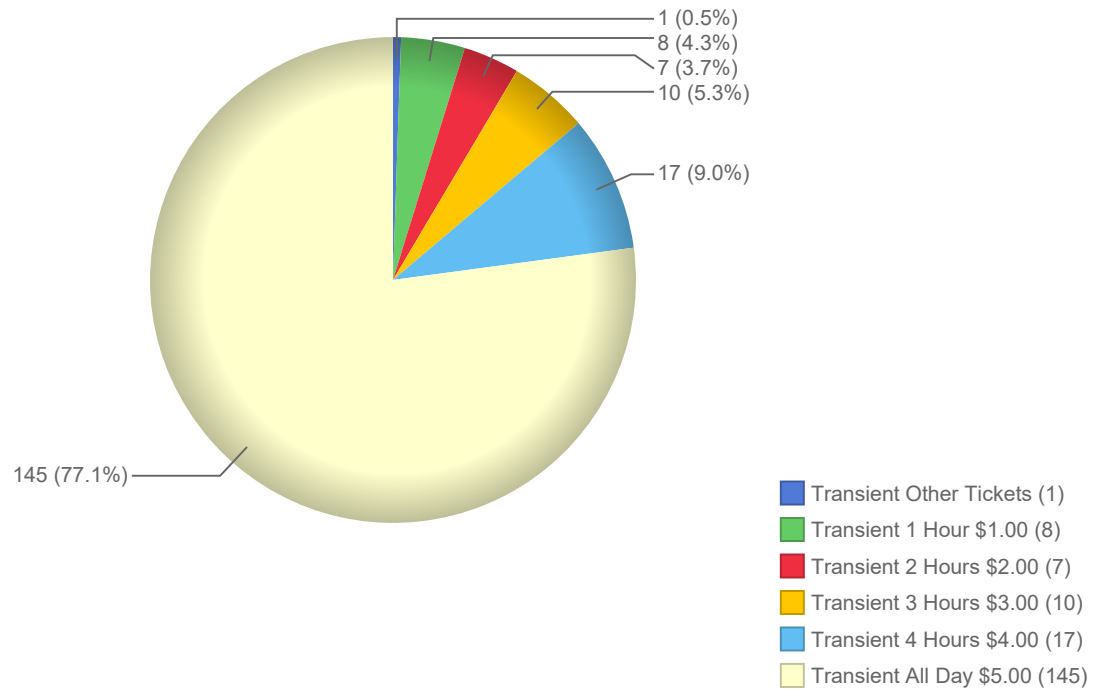
Paris AR Aging Report - April 2020

Account ID	Account Name	30 Days	60 Days	90 Days	Total Due
ND000197	Miles Martine	\$45.00	\$0.00	\$0.00	\$45.00
ND000554	Edward Jones	\$0.00	\$45.00	\$45.00	\$90.00
ND000574	MEPS	\$0.00	\$0.00	\$17.36	\$17.36
ND000639	Folkway (att) Steve French	\$153.88	\$0.00	\$0.00	\$153.88
TOTALS:		\$198.88	\$45.00	\$62.36	\$306.24

Paris AR Aging Report - April 2020

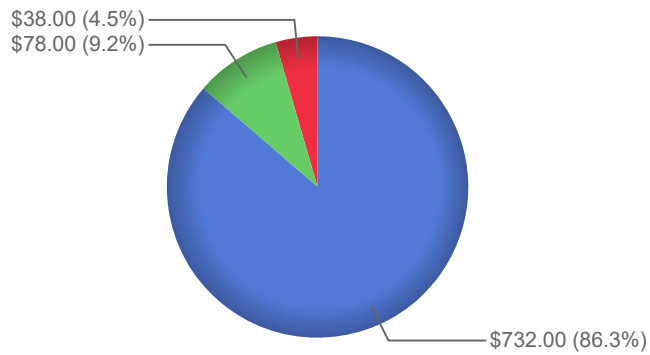
Account ID	Account Name	30 Days	60 Days	90 Days	Total Due
ND000014	McGough Construction(Fargo Office)	\$0.00	\$0.00	\$3.00	\$3.00
ND000037	Jerrold Hoaas	\$106.00	\$0.00	\$0.00	\$106.00
ND000140	Packet Digital	\$212.00	\$0.00	\$0.00	\$212.00
ND000180	Paul Luoma	\$0.00	\$68.00	\$0.00	\$68.00
ND000395	David Morreau	\$106.00	\$106.00	\$0.00	\$212.00
ND000451	Vishal Uppala	\$106.00	\$0.00	\$0.00	\$106.00
ND000566	Land Elements	\$564.00	\$564.00	\$1137.74	\$2,265.74
ND000581	Peter Klucas	\$0.00	\$0.00	\$212.00	\$212.00
ND000595	Nathan Moberg	\$0.00	\$0.00	\$5.00	\$5.00
ND000600	Dave Hutcheson	\$106.00	\$106.00	\$106.00	\$318.00
ND000625	Sebastian Ramos	\$420.00	\$0.00	\$0.00	\$420.00
ND000629	Edward Jones	\$0.00	\$0.00	\$145.00	\$145.00
ND000644	Eric Curran	\$106.00	\$0.00	\$0.00	\$106.00
TOTALS:		\$1,726.00	\$844.00	\$1,608.74	\$4,178.74

NP Ave Lot - Ticket Count Breakdown
4/1/2020 to 4/30/2020, 188 Tickets Cashiered



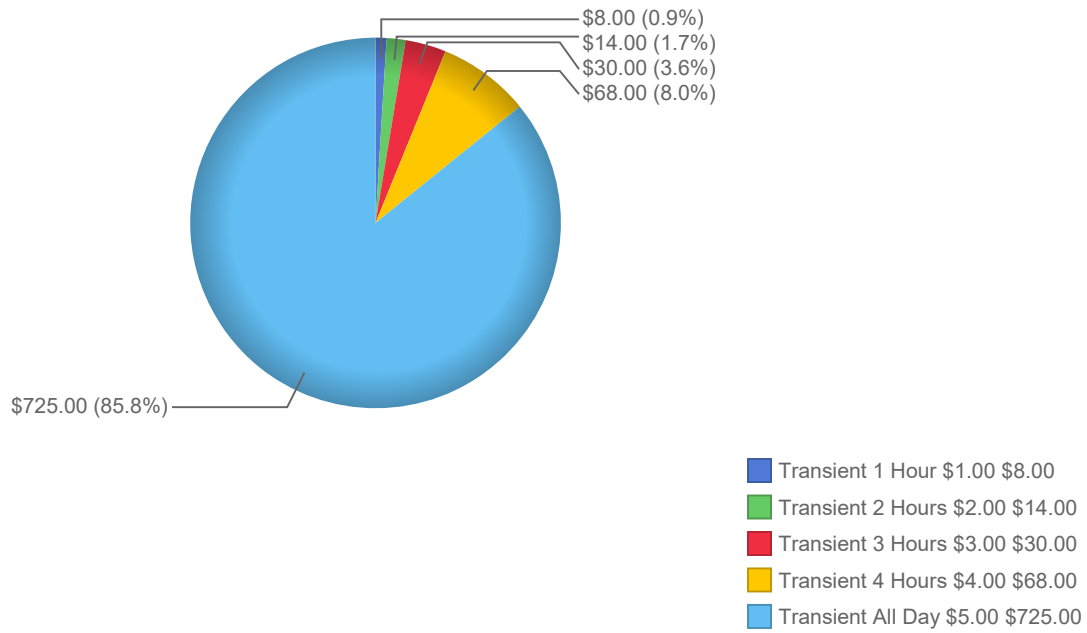
Printed 5/13/2020

NP Ave Lot - Receipts Breakdown
4/1/2020 to 4/30/2020



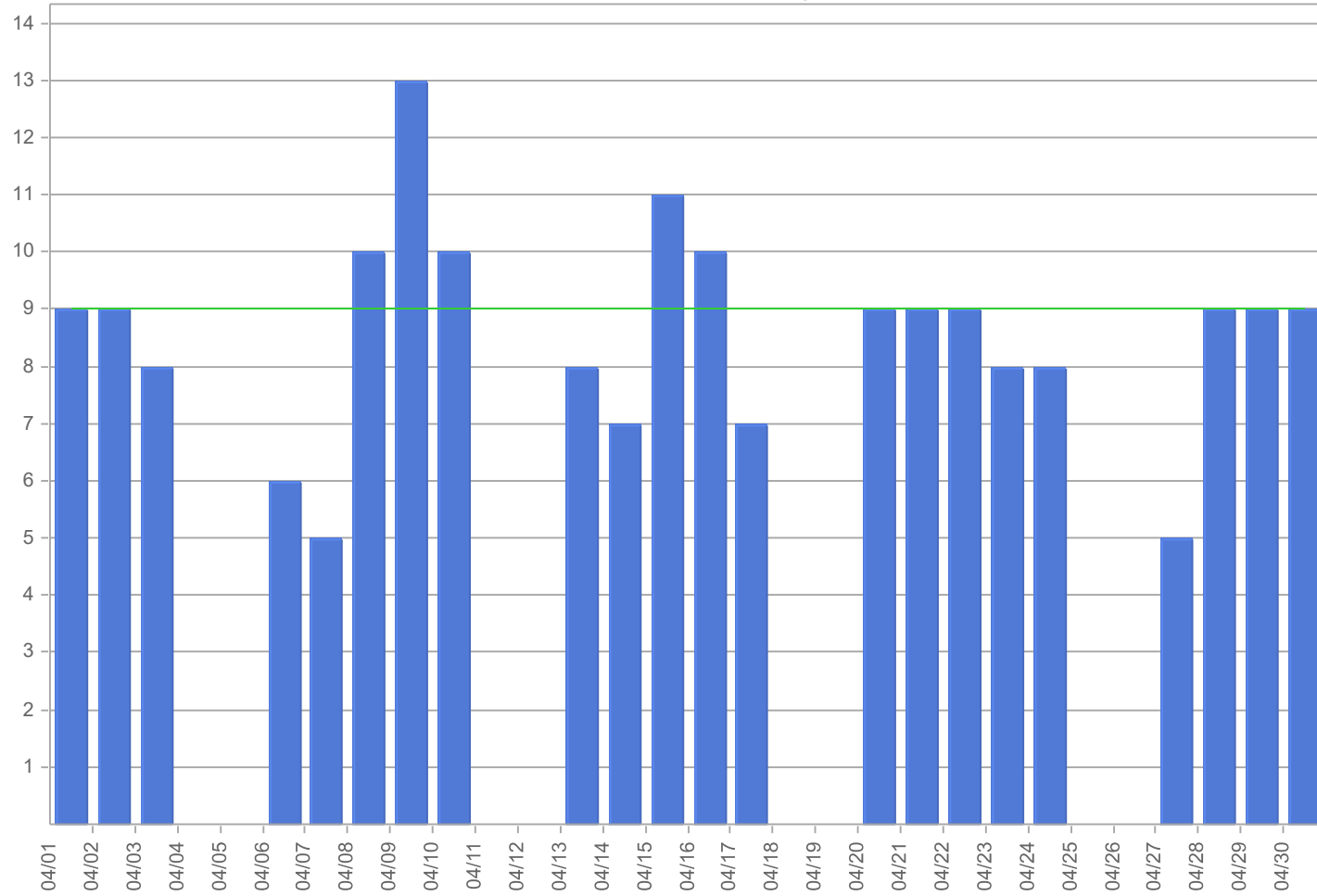
- Credit Card Receipts \$732.00
- Total Validations \$78.00
- Cash/Checks Deposited \$38.00

NP Ave Lot - Ticket Value Breakdown
4/1/2020 to 4/30/2020, Total Ticket Value is \$845.00

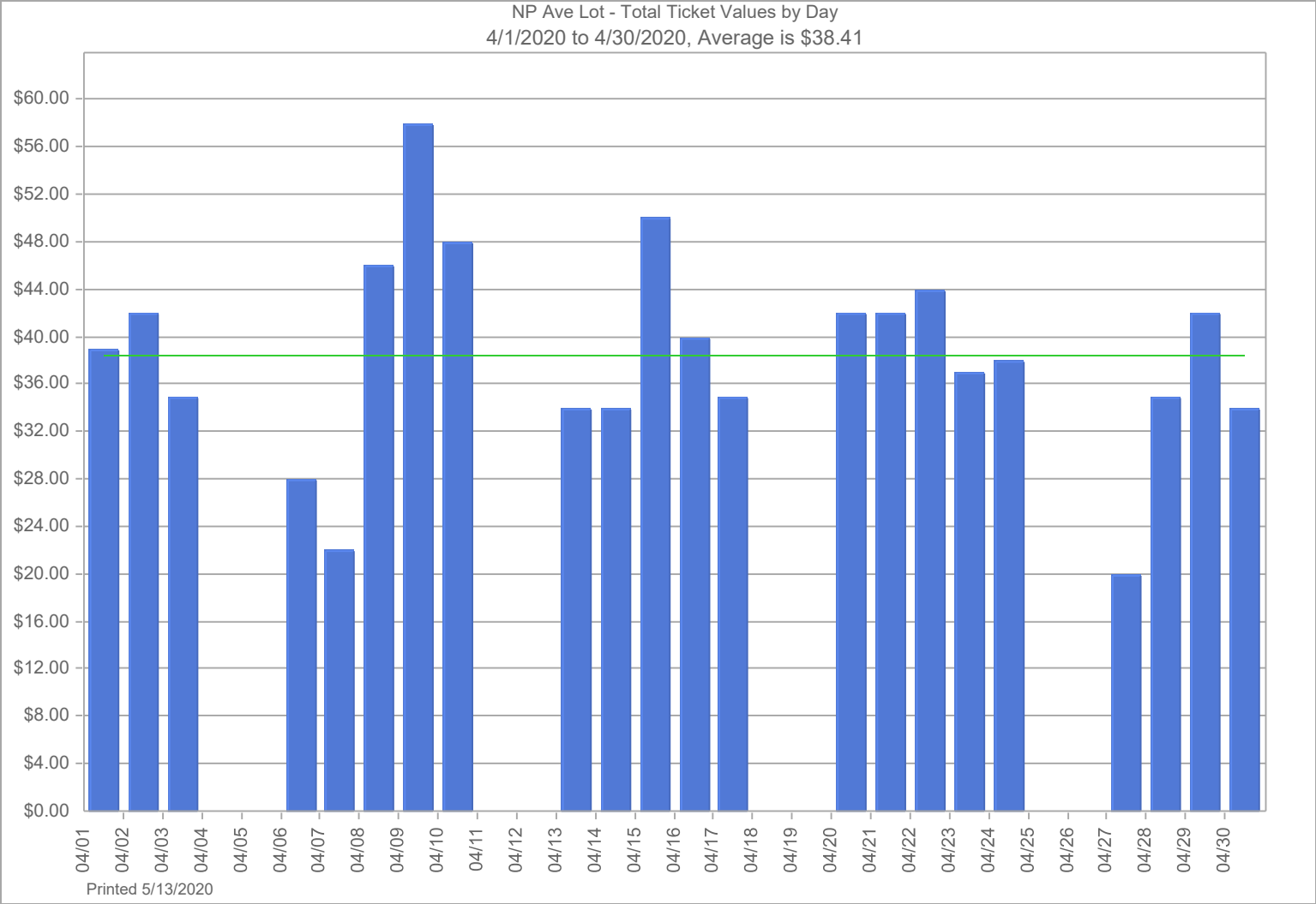


Printed 5/13/2020

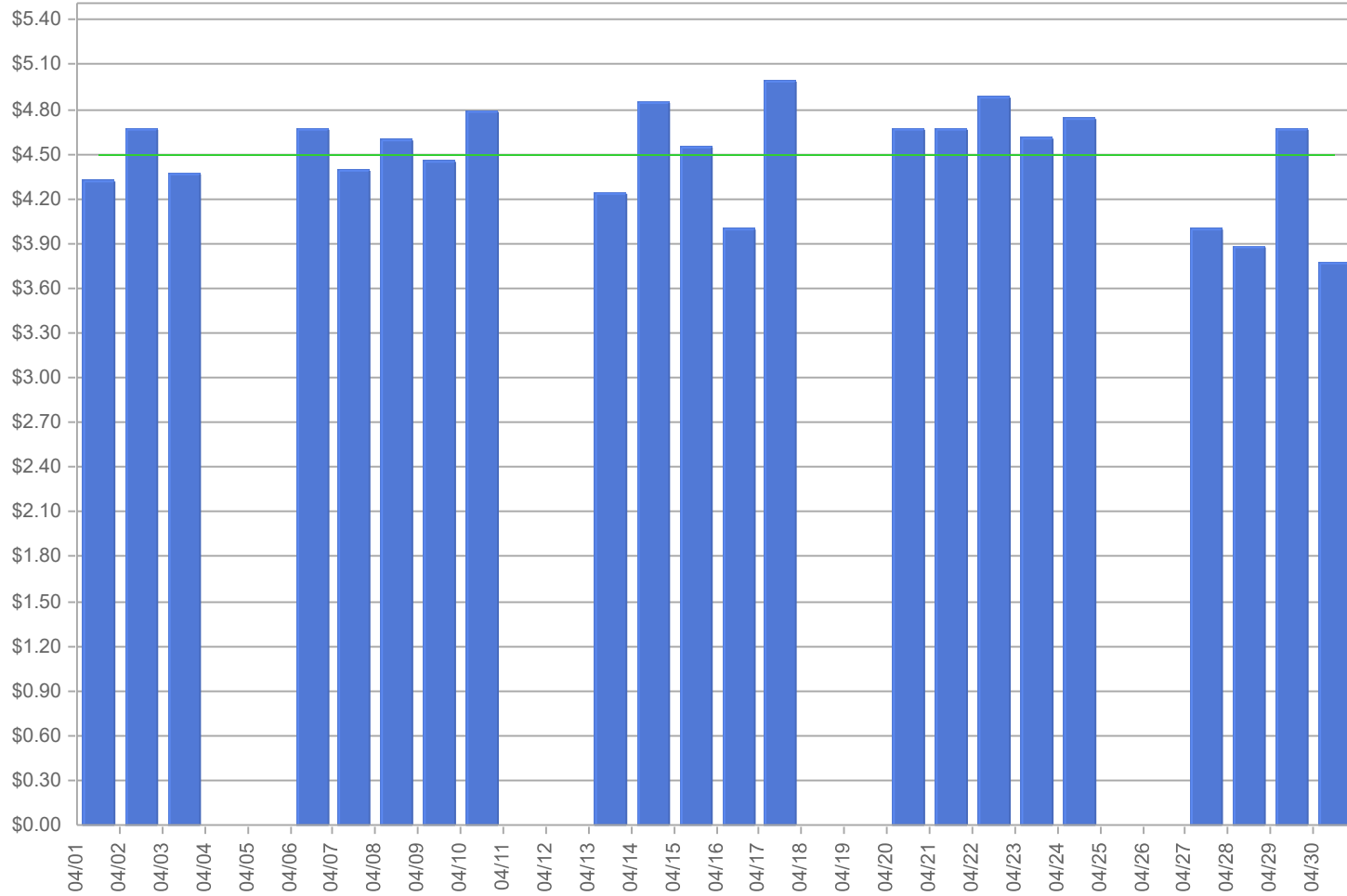
NP Ave Lot - Tickets Cashiered by Day
4/1/2020 to 4/30/2020, Average is 9



Printed 5/13/2020

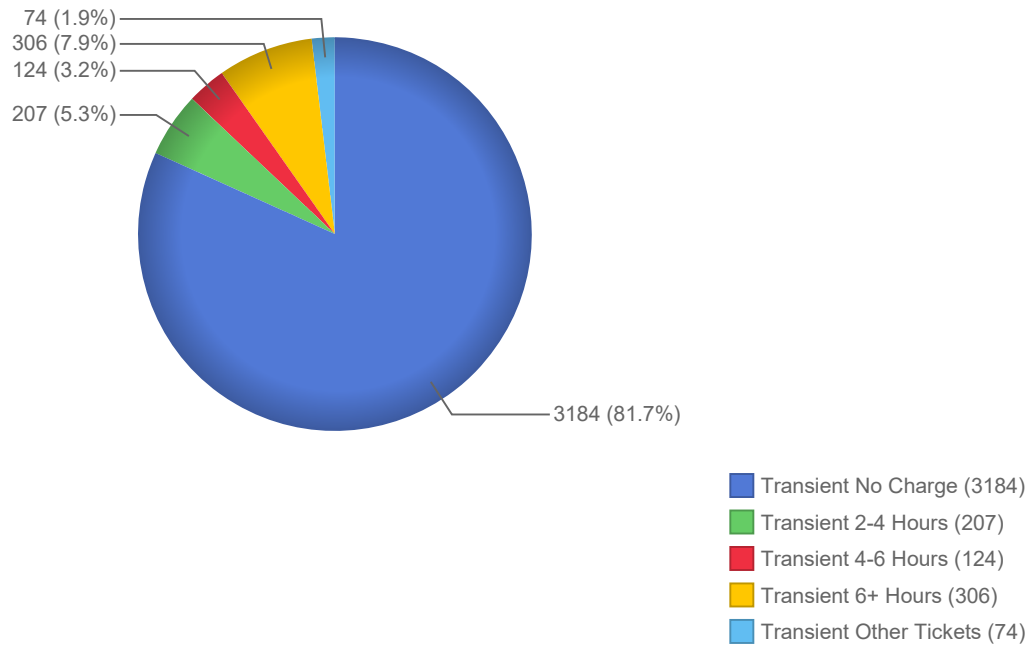


NP Ave Lot - Average Ticket Value by Day
4/1/2020 to 4/30/2020, Average is \$4.50

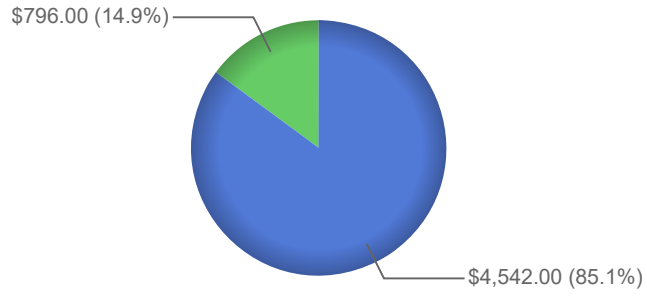


Printed 5/13/2020

Roberts Commons - Ticket Count Breakdown
4/1/2020 to 4/30/2020, 3895 Tickets Cashiered

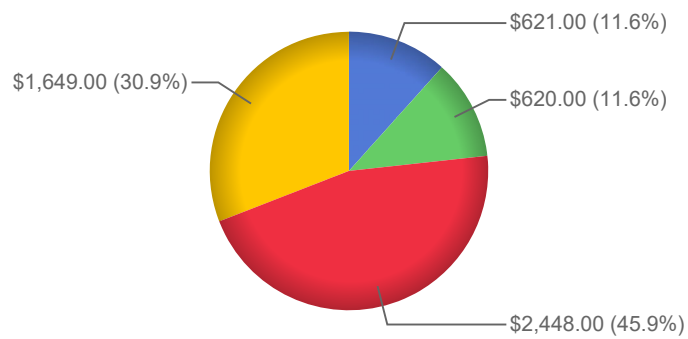


Roberts Commons - Receipts Breakdown
4/1/2020 to 4/30/2020



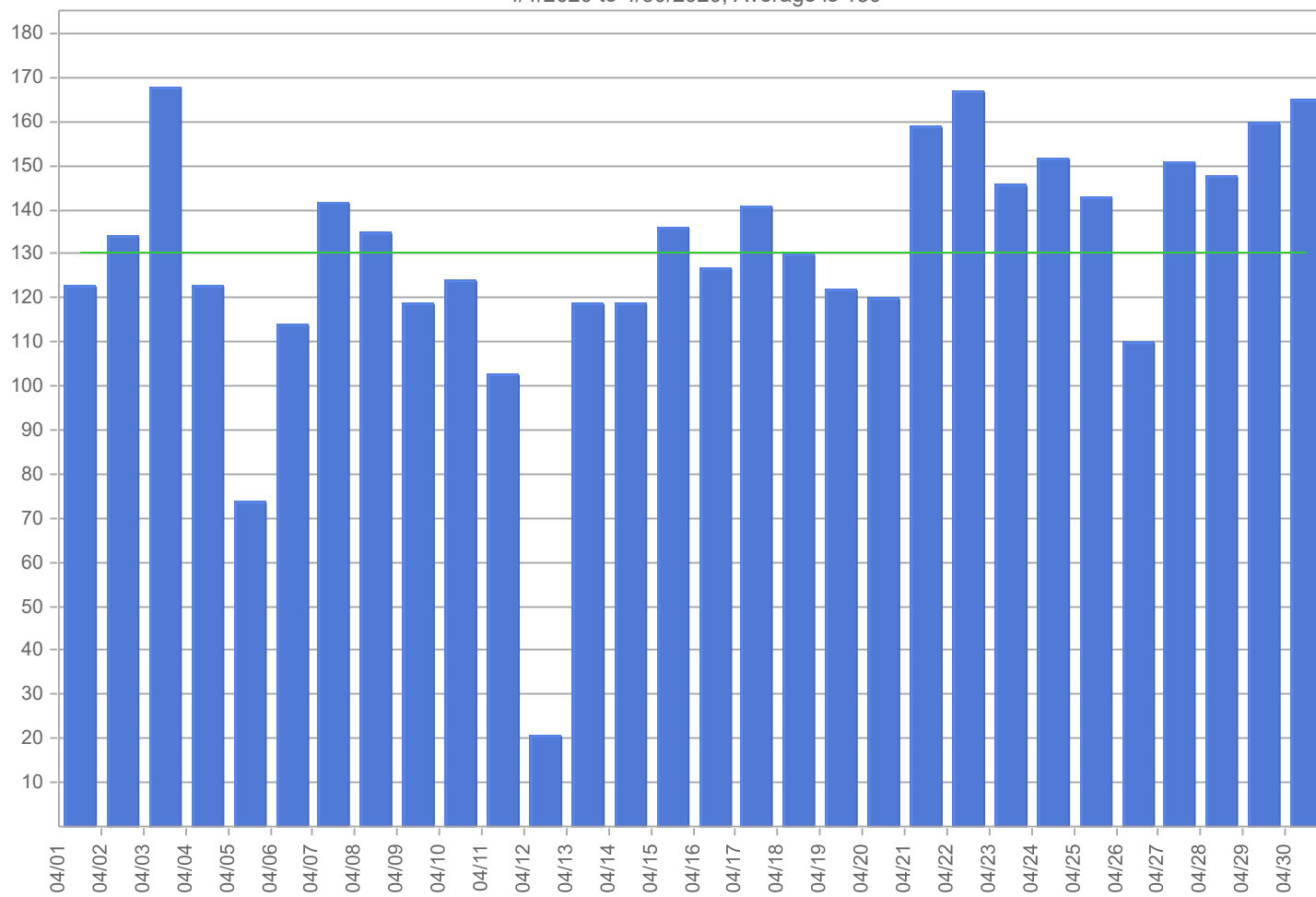
■ Credit Card Receipts \$4,542.00
■ Cash/Checks Deposited \$796.00

Roberts Commons - Ticket Value Breakdown
4/1/2020 to 4/30/2020, Total Ticket Value is \$5,338.00

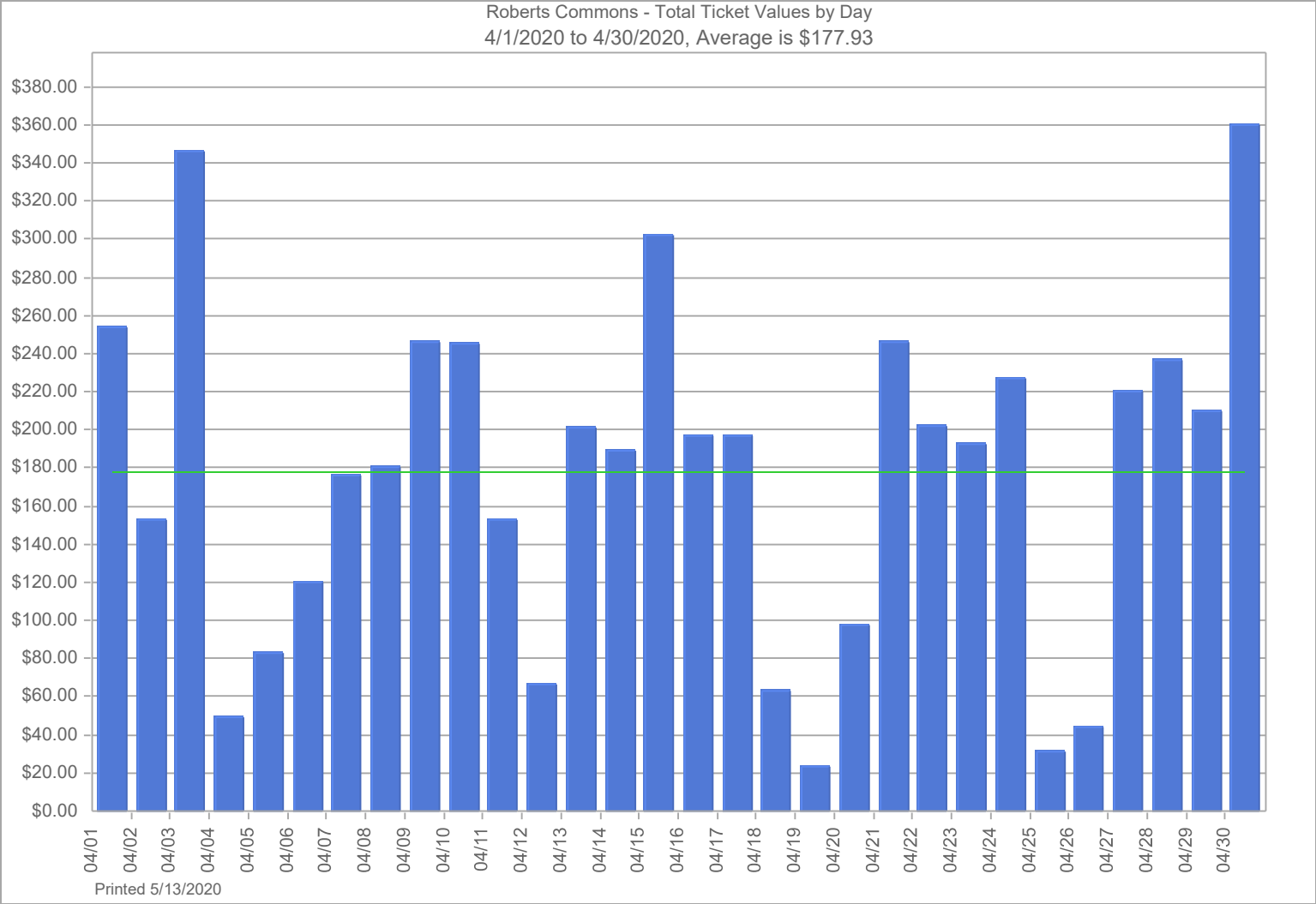


- Transient 2-4 Hours \$621.00
- Transient 4-6 Hours \$620.00
- Transient 6+ Hours \$2,448.00
- Transient Other Tickets \$1,649.00

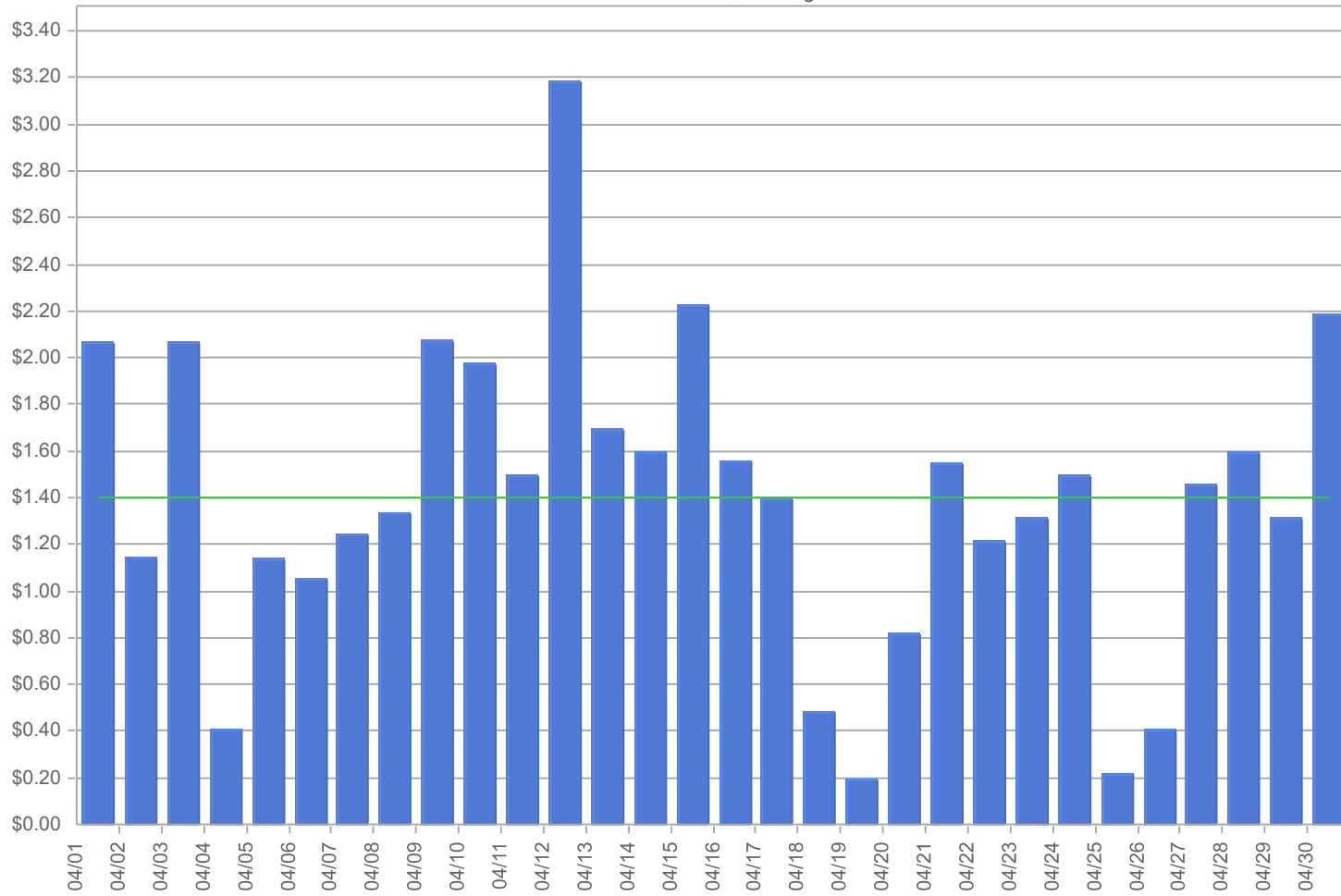
Roberts Commons - Tickets Cashiered by Day
4/1/2020 to 4/30/2020, Average is 130



Printed 5/13/2020



Roberts Commons - Average Ticket Value by Day
4/1/2020 to 4/30/2020, Average is \$1.40



Printed 5/13/2020



June 15, 2020

Nicole B Crutchfield
Planning Director
City of Fargo
200 3rd Street North
Fargo, ND 58102

Dear Ms. Crutchfield:

We are pleased to provide the Parking Report for the month ended May 31, 2020. The enclosed reports have been prepared and reviewed by us, and are complete and accurate to the best of my knowledge.

COVID-19 Update

The world economy has been significantly and negatively impacted by the COVID-19 pandemic. Interstate has taken a proactive approach to monitoring revenue streams, reporting reforecast data to our valued clients, reducing expenses where possible, and looking for opportunities in areas such as monthly parking retention programs and increased contracted parking when this crisis has subsided.

2020 Snow Removal Expense Cap - \$42,000

For the 2020 fiscal year, Interstate Parking is limited to \$42,000 of snow removal expenses. As of May 2020, we have hit the cap of \$42,000 and are over by \$1,611.09 (\$43,611.09 total). We have included a summarized report with all the invoices for the snow services. Please note that there are \$70,202.82 of December 2019 expenses absorbed by Interstate Parking that are hitting in the 2020 fiscal year and are not factored into the \$42,000 cap for 2020.

Enclosed with this correspondence, you will find the following:

- 2020 Parking Revenue Report for the month ending May 31, 2020
- 2020 Parking Revenue Report for the three months ending May 31, 2020
- 2020 Roberts Commons Parking Revenue Report for the month ending May 31, 2020

- Accounts Receivable Withholding Summary by Lot for the month ending May 31, 2020
- Accounts Receivable Detail by Lot for the month ending May 31, 2020
- 2020 Snow Removal Charges Summary for the month ending May 31, 2020
- Month ending May 31, 2020 Transient Revenue analytical graphs by location
- Invoice copies supporting the City Expenses deduction scheduled on the Parking Revenue Report for the month ending May 31, 2020

Revenue and Distribution Summary

The current month's analysis of cash available for distribution is adjusted for the month over month change in outstanding accounts receivable that is greater than 30 days past due. Combined with the Net Operating Income, the following is the summary of the current month's cash available for distribution.

Gross Revenue	\$ 142,254.40
Operating Expenses & City Expenses	61,869.21
Net Operating Income	80,385.19
Add: Net change month over month AR > 30 Days	18,889.25
Total May 2020 Distribution	\$ 99,274.44

Should you have any questions or concerns please feel free to contact me (Nate) directly at (608) 445-4523 or nwright@interstateparking.com.

Sincerely,

Nate Wright
Revenue Manager

Charles Stadler
Chief Financial Officer

Paul Schnettler
Chief Operating Officer

Interstate Parking Company



2020 Revenue Report

For the Month Ending May 31st, 2020:

	ND4001 Civic Center Ramp	ND4006 NP Avenue Lot	ND4007 GTC Ramp	ND4008 4th Street Lot	ND4009 3rd Street Lot	ND4010 Main Avenue Lot	ND4011 Island Park Ramp	ND4012 7th Street Lot	Current Month Totals	Prior Year Totals
Monthly Parking Revenue	21,966.00	6,997.06	15,683.00	12,450.00	13,500.00	3,906.00	8,715.00	915.97	84,133.03	94,506
Transient Revenue	1,098.00	-	-	-	-	-	-	-	1,098.00	8,142
Pay by Phone	-	857.25	-	-	-	-	-	-	857.25	468
Validation Revenue	386.00	71.00	-	-	-	-	-	-	457.00	6,455
Validation Revenue - Radisson	-	-	-	-	-	-	-	-	-	-
Violation Revenue	42.00	1,221.00	25.00	-	-	22.00	70.00	-	1,380.00	48,025
Event Revenue	-	-	-	-	-	-	-	-	-	-
Gross Revenue	\$ 23,492.00	\$ 9,146.31	\$ 15,708.00	\$ 12,450.00	\$ 13,500.00	\$ 3,928.00	\$ 8,785.00	\$ 915.97	\$ 87,925.28	157,687
Credit Card Fees	(51.57)	(215.03)	(21.76)	(1.92)	(19.16)	(4.75)	(37.72)	(8.33)	(360.24)	(965)
Sales Tax	-	-	-	-	-	-	-	-	-	-
Special Event Payroll	-	-	-	-	-	-	-	-	-	-
Enforcement Payroll	-	(1,289.03)	-	(1,555.73)	(1,289.03)	(666.74)	(3,555.96)	(231.14)	(8,587.63)	(4,253)
Passport Fees	(12.00)	(614.40)	(12.00)	-	-	(10.80)	(34.00)	-	(683.20)	(159)
Management Fee	(5,666.21)	(2,538.25)	(4,824.24)	(2,538.25)	(2,538.25)	(2,538.25)	(4,824.24)	(2,511.36)	(27,979.05)	(26,259)
City Expenses:										
Schindler Elevator									-	
Glacier Snow	(287.49)	(2,225.31)	(212.74)	(201.24)	(166.74)	(86.25)	(459.98)	(29.90)	(3,669.65)	
The LockShop									-	
Sentry Security									-	
Summit Companies		-	-						-	
The CMI Group									-	
Overhead Door Co.				(131.25)					(131.25)	
Grotberg Electric INC									-	
Tapco	-								-	
Moorhead Electric									-	
GTC Office Lease	-	-	120.00	-	-	-	-	-	120.00	120
Total Adjustments	(6,017.27)	(6,882.02)	(4,950.74)	(4,428.39)	(4,013.18)	(3,306.79)	(8,911.90)	(2,780.73)	(41,291.02)	(31,506)
Service Permit Revenue	-	201.02	-	-	-	-	-	-	201.02	-
DRP3 Revenue	-	-	-	-	-	-	-	-	-	-
Net Operating Income	\$ 17,474.73	\$ 2,465.31	\$ 10,757.26	\$ 8,021.61	\$ 9,486.82	\$ 621.21	\$ (126.90)	\$ (1,864.76)	\$ 46,835.28	79,463
Add: AR > 30 Days (Prev Mo)	10,775.50	377.25	2,633.00	9,610.00	300.00	2,542.00	146.00	306.24	26,689.99	
Less: AR > 30 Days (Current)	(6,727.00)	(206.25)	(2,455.00)	(10.00)	(300.00)	-	(111.00)	(242.36)	(10,051.61)	
Net Month Over Month Change in AR	4,048.50	171.00	178.00	9,600.00	-	2,542.00	35.00	63.88	16,638.38	
Net Monthly Parking Distribution	\$ 21,523.23	\$ 2,636.31	\$ 10,935.26	\$ 17,621.61	\$ 9,486.82	\$ 3,163.21	\$ (91.90)	\$ (1,800.88)	63,473.66	

ND4013 - Roberts Commons

[illegible]

2020 Consolidated Revenue Report

For the Five Months Ending May 31st, 2020:

	ND4001 Civic Center Ramp	ND4006 NP Avenue Lot	ND4007 GTC Ramp	ND4008 4th Street Lot	ND4009 3rd Street Lot	ND4010 Main Avenue Lot	ND4011 Island Park Ramp	ND4012 7th Street Lot	Year to Date Totals	Prior Year Totals
Monthly Parking Revenue	114,561.04	36,297.29	92,197.85	77,422.97	68,615.00	20,522.00	47,902.55	4,611.79	462,130.49	479,683
Transient Revenue	10,372.50	2,426.00	-	-	-	-	-	-	12,798.50	27,119
Pay by Phone	-	4,383.60	-	-	-	-	-	-	4,383.60	2,816
Validation Revenue	14,541.00	638.75	-	-	-	-	-	-	15,179.75	28,789
Validation Revenue - Radisson	-	-	-	-	-	-	-	-	-	-
Violation Revenue	674.00	4,121.00	245.00	1,106.00	321.00	44.00	692.00	194.00	7,397.00	77,769
Event Revenue	-	-	-	-	-	-	-	-	-	-
Gross Revenue	\$ 140,148.54	\$ 47,866.64	\$ 92,442.85	\$ 78,528.97	\$ 68,936.00	\$ 20,566.00	\$ 48,594.55	\$ 4,805.79	\$ 501,889.34	616,177
Credit Card Fees	(645.76)	(1,119.64)	(161.84)	(5.75)	(103.90)	(25.38)	(311.23)	(66.79)	(2,440.29)	(3,310)
Sales Tax	-	-	-	-	-	-	-	-	-	-
Special Event Payroll	-	-	-	-	-	-	-	-	-	-
Enforcement Payroll	-	(6,747.31)	-	(8,143.32)	(6,747.31)	(3,489.99)	(18,613.30)	(1,209.86)	(44,951.09)	(32,573)
Passport Fees	(312.80)	(2,554.29)	(108.00)	(536.40)	(156.40)	(21.60)	(314.80)	(95.60)	(4,099.89)	(38,950)
Management Fee	(28,331.05)	(12,691.25)	(24,121.20)	(12,691.25)	(12,691.25)	(12,691.25)	(24,121.20)	(12,556.80)	(139,895.25)	(131,734)
City Expenses:	-	-	-	-	-	-	-	-	-	-
Schindler Elevator	-	-	-	-	-	-	-	-	-	(554)
Glacier Snow	(287.49)	(11,347.00)	(212.74)	(201.24)	(166.74)	(86.25)	(459.98)	(29.90)	(12,791.34)	(12,941)
The LockShop	-	-	-	-	-	-	-	-	-	(138)
Sentry Security	-	-	-	-	-	-	-	-	-	(119)
Summit Companies	-	(4,415.00)	-	-	-	-	-	-	(4,415.00)	(52)
The CMI Group	-	-	-	-	-	-	-	-	-	(205)
Overhead Door Co.	-	-	(683.00)	(131.25)	-	-	-	-	(814.25)	(1,125)
Grotberg Electric INC	-	-	-	-	-	-	-	-	-	(1,045)
Tapco	(600.00)	-	-	-	-	-	-	-	(600.00)	(51)
Moorhead Electric	-	-	-	-	-	-	(2,661.80)	-	(2,661.80)	(1,341)
GTC Office Lease	-	-	600.00	-	-	-	-	-	600.00	600
Total Adjustments	(30,177.10)	(38,874.49)	(24,686.78)	(21,709.21)	(19,865.60)	(16,314.47)	(46,482.31)	(13,958.95)	(212,068.91)	(223,539)
Service Permit Revenue	-	301.02	-	-	-	-	-	-	301.02	150
DRP3 Revenue	-	-	-	-	-	-	-	-	-	-
Net Operating Income	\$ 109,971.44	\$ 9,293.17	\$ 67,756.07	\$ 56,819.76	\$ 49,070.40	\$ 4,251.53	\$ 2,112.24	\$ (9,153.16)	\$ 290,121.45	392,789



ND4001 - ND4013 City of Fargo

Paris AR Aging Report - May 2020

Location ID	Lot Name	30 Days	60 Days	90 Days	Total Due
ND4001	Civic Center Ramp	\$4,271.50	\$1,654.50	\$801.00	\$6,727.00
ND4006	NP Avenue Lot	\$0.00	\$0.00	\$206.25	\$206.25
ND4007	GTC Garage	\$20.00	\$1,188.00	\$1,247.00	\$2,455.00
ND4008	4th Street Lot	\$0.00	\$0.00	\$10.00	\$10.00
ND4009	3rd Street Lot	\$225.00	\$75.00	\$0.00	\$300.00
ND4010	Main Avenue Lot	\$0.00	\$0.00	\$0.00	\$0.00
ND4011	Island Park Ramp	\$59.00	\$0.00	\$52.00	\$111.00
ND4012	7th Street North	\$90.00	\$45.00	\$107.36	\$242.36
ND4013	Roberts Commons Garage	\$1,644.87	\$106.00	\$177.00	\$1,927.87
TOTALS:		\$6,310.37	\$3,068.50	\$2,600.61	\$11,979.48

Portfolio	30 Days	60 Days	90 Days	Total Due
City of Fargo (4001-4012)	\$4,665.50	\$2,962.50	\$2,423.61	\$10,051.61
Roberts Commons (4013)	\$1,644.87	\$106.00	\$177.00	\$1,927.87
TOTALS:	\$6,310.37	\$3,068.50	\$2,600.61	\$11,979.48

ND4001 Civic Center Ramp



Paris AR Aging Report - May 2020

Account ID	Account Name	30 Days	60 Days	90 Days	Total Due
ND000005	Hotel Donaldson	\$232.50	\$292.50	\$573.00	\$1,098.00
ND000007	Packet Digital	\$2,270.00	\$0.00	\$0.00	\$2,270.00
ND000010	Radisson Hotel	\$1,484.00	\$1,362.00	\$122.00	\$2,968.00
ND000403	Emerging Prairie	\$0.00	\$0.00	\$106.00	\$106.00
ND000433	Radisson Event-Validation	\$285.00	\$0.00	\$0.00	\$285.00
TOTALS:		\$4,271.50	\$1,654.50	\$801.00	\$6,727.00

ND4006 NP Avenue Lot



Paris AR Aging Report - May 2020

Account ID	Account Name	30 Days	60 Days	90 Days	Total Due
ND000094	HDR %Carla Schwebach	\$0.00	\$0.00	\$180.00	\$180.00
ND000358	McGough Construction	\$0.00	\$0.00	\$26.25	\$26.25
TOTALS:		\$0.00	\$0.00	\$206.25	\$206.25

ND4007 GTC Ramp



Paris AR Aging Report - May 2020

Account ID	Account Name	30 Days	60 Days	90 Days	Total Due
ND000190	Tom Heilman	\$0.00	\$0.00	\$162.00	\$162.00
ND000204	Tony Luz	\$0.00	\$0.00	\$54.00	\$54.00
ND000213	Penny Haugrud	\$0.00	\$0.00	\$198.00	\$198.00
ND000214	Presidio Property Trust Inc.	\$0.00	\$1089.00	\$259.00	\$1,348.00
ND000224	Michael Sjothum	\$0.00	\$99.00	\$62.00	\$161.00
ND000614	Syris Jenson	\$20.00	\$0.00	\$0.00	\$20.00
ND000722	TAT Fargo Satellite	\$0.00	\$0.00	\$512.00	\$512.00
TOTALS:		\$20.00	\$1,188.00	\$1,247.00	\$2,455.00

ND4008 4th Street Lot



Paris AR Aging Report - May 2020


Account ID	Account Name	30 Days	60 Days	90 Days	Total Due
ND000618	Glacier Snow	\$0.00	\$0.00	\$10.00	\$10.00
TOTALS:		\$0.00	\$0.00	\$10.00	\$10.00


ND4009 3rd Street Lot





Paris AR Aging Report - May 2020

Account ID	Account Name	30 Days	60 Days	90 Days	Total Due
ND000366	Revel Digital	\$225.00	\$75.00	\$0.00	\$300.00
TOTALS:		\$225.00	\$75.00	\$0.00	\$300.00

ND4010 Main Avenue Lot						
Paris AR Aging Report - May 2020						
Account ID	Account Name	30 Days	60 Days	90 Days	Total Due	
No outstanding A/R this month		\$0.00	\$0.00	\$0.00	\$0.00	
TOTALS:		\$0.00	\$0.00	\$0.00	\$0.00	

ND4011 Island Park Ramp						
Paris AR Aging Report - May 2020						
Account ID	Account Name	30 Days	60 Days	90 Days	Total Due	
ND000621	Brice Powell	\$0.00	\$0.00	\$52.00	\$52.00	
ND000727	Nicholas Sortland	\$59.00	\$0.00	\$0.00	\$59.00	
TOTALS:		\$59.00	\$0.00	\$52.00	\$111.00	

ND4012 7th Street North						
Paris AR Aging Report - May 2020						
Account ID	Account Name	30 Days	60 Days	90 Days	Total Due	
ND000197	Miles Martine	\$45.00	\$45.00	\$0.00	\$90.00	
ND000465	Brittany Dawson	\$45.00	\$0.00	\$0.00	\$45.00	
ND000554	Edward Jones	\$0.00	\$0.00	\$90.00	\$90.00	
ND000574	MEPS	\$0.00	\$0.00	\$17.36	\$17.36	
TOTALS:		\$90.00	\$45.00	\$107.36	\$242.36	

ND4013 Roberts Commons						
Paris AR Aging Report - May 2020						
Account ID	Account Name	30 Days	60 Days	90 Days	Total Due	
ND000014	McGough Construction(Fargo O	\$0.00	\$0.00	\$3.00	\$3.00	
ND000140	Packet Digital	\$212.00	\$0.00	\$0.00	\$212.00	
ND000180	Paul Luoma	\$0.00	\$0.00	\$68.00	\$68.00	
ND000243	Dempseys	\$420.00	\$0.00	\$0.00	\$420.00	
ND000276	JDP	\$106.00	\$0.00	\$0.00	\$106.00	
ND000395	David Morreau	\$106.00	\$106.00	\$106.00	\$318.00	
ND000421	US Probation Office	\$106.00	\$0.00	\$0.00	\$106.00	
ND000681	Ryan Gapp	\$106.00	\$0.00	\$0.00	\$106.00	
ND000758	US Attorneys Office	\$424.00	\$0.00	\$0.00	\$424.00	
ND000759	Jenna Richards	\$164.87	\$0.00	\$0.00	\$164.87	
TOTALS:		\$1,644.87	\$106.00	\$177.00	\$1,927.87	

City of Fargo



Snow Removal Charges Summary Dec 2019 - May 2020

Inv #	Inv Date	Inv Name	Lot ID	Amount	ND4006 split	
					IPC 60%	City 40%
38674	4/20/2020	4th Street Lot	ND4008	1,277.40		
38669	4/20/2020	NP Ave Lot	ND4006	1,249.00	749.40	499.60
38688	4/20/2020	3rd Street Lot	ND4009	1,107.56		
38670	4/20/2020	7th Street Lot	ND4012	66.50		
38671	4/20/2020	Civic Center Ramp	ND4001	198.25		
38672	4/20/2020	Island Park Ramp	ND4011	104.50		
38673	4/20/2020	Main Avenue Lot	ND4010	231.50		
38510	3/31/2020	2nd Ave North Ramp	ND4013	513.00		
38511	3/31/2020	3rd Street Lot	ND4009	203.42		
38512	3/31/2020	4th Street Lot	ND4008	233.24		
38513	3/31/2020	7th Street Lot	ND4012	66.50		
38514	3/31/2020	Civic Center Ramp	ND4001	361.00		
38515	3/31/2020	Island Park Ramp	ND4011	237.50		
38516	3/31/2020	Main Avenue Lot	ND4010	104.30		
38517	3/31/2020	NP Ave Lot	ND4006	346.22	207.73	138.49
38356A	2/29/2020	2nd Ave North Ramp	ND4013	1,384.00		
38357A	2/29/2020	3rd Street Lot	ND4009	897.27		
38358A	2/29/2020	4th Street Lot	ND4008	952.65		
38359A	2/29/2020	7th Street Lot	ND4012	426.75		
38360A	2/29/2020	Civic Center Ramp	ND4001	1,423.25		
38361A	2/29/2020	Island Park Ramp	ND4011	1,274.25		
38362A	2/29/2020	Main Avenue Lot	ND4010	575.58		
38363A	2/29/2020	NP Ave Lot	ND4006	1,386.53	831.92	554.61
38161	1/28/2020	2nd Ave North Ramp	ND4013	8,952.75		
38162A	1/28/2020	3rd Street Lot	ND4009	4,228.20		
38163A	1/28/2020	4th Street Lot	ND4008	5,086.74		
38164A	1/28/2020	7th Street Lot	ND4012	662.25		
38165A	1/28/2020	Civic Center Ramp	ND4001	9,012.75		
38166A	1/28/2020	Island Park Ramp	ND4011	5,105.00		
38167A	1/28/2020	Main Avenue Lot	ND4010	2,004.57		
38168A	1/28/2020	NP Ave Lot	ND4006	9,968.52	5,981.11	3,987.41
38601	12/31/2019	2nd Ave North Ramp	ND4013	1,444.25		
38602	12/31/2019	3rd Street Lot	ND4009	2,498.44		
38603	12/31/2019	4th Street Lot	ND4008	2,684.87		
38604	12/31/2019	7th Street Lot	ND4012	1,065.25		

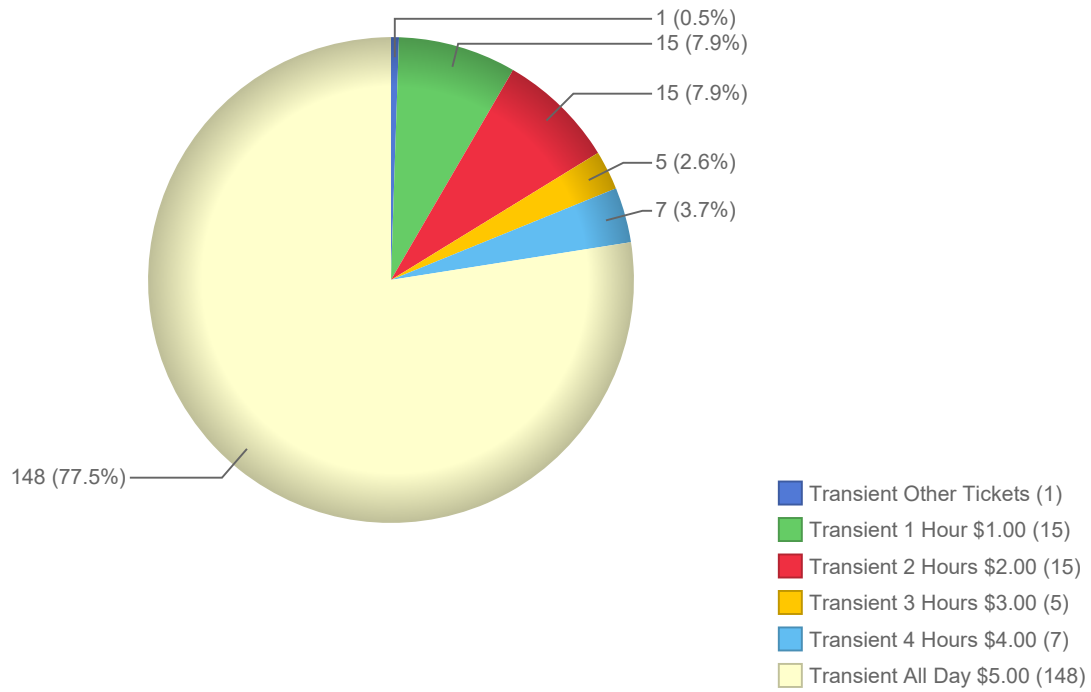
38605	12/31/2019	Civic Center Ramp	ND4001	1,570.75		
38608	12/31/2019	Island Park Ramp	ND4011	2,100.75		
38609	12/31/2019	Main Avenue Lot	ND4010	803.62		
38610	12/31/2019	NP Ave Lot	ND4006	3,897.42	2,338.45	1,558.97
37937	12/27/2019	2nd Ave North Ramp	ND4013	7,432.43		
37938	12/27/2019	3rd Street Lot	ND4009	8,071.70		
37939	12/27/2019	4th Street Lot	ND4008	8,840.61		
37940	12/27/2019	7th Street Lot	ND4012	836.00		
37941	12/27/2019	Civic Center Ramp	ND4001	7,095.91		
37942	12/27/2019	Island Park Ramp	ND4011	7,698.32		
37943	12/27/2019	Main Avenue Lot	ND4010	4,503.81		
37944	12/27/2019	NP Ave Lot	ND4006	11,102.94	6,661.76	4,441.18
				\$ 131,288.02	\$ 16,770.38	\$ 11,180.25

April Totals	4,234.71
March Totals	2,065.18
February Totals	8,320.28
January Totals	45,020.78
December 31 Totals	16,065.35
December 27 Totals	55,581.72
	131,288.02

	All Lots	Less ND4006	IPC Expense	Less ND4013	Exp against Cap	IPC Cap	Remaining COF Exp
Dec 2019 Exp	70,202.82	(6,000.14)	64,202.68	(8,876.68)	55,326.00	-	55,326.00
2020 YTD Exp	59,640.95	(5,180.11)	54,460.84	(10,849.75)	43,611.09	(42,000.00)	1,611.09
	129,843.77	(11,180.25)	118,663.52	(19,726.43)			

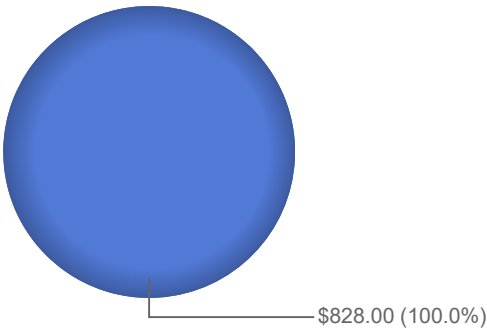
Lot ID	Lot Name	Stalls	% Total Stalls	Amount to Allocate
				1,611.09
ND4001	Civic Center Ramp	250	17.84%	287.49
ND4006	NP Avenue Lot	145	10.35%	166.74
ND4007	GTC Ramp	185	13.20%	212.74
ND4008	4th Street Lot	175	12.49%	201.24
ND4009	3rd Street Lot	145	10.35%	166.74
ND4010	Main Avenue Lot	75	5.35%	86.25
ND4011	Island Park Ramp	400	28.55%	459.98
ND4012	7th Street North (Lot)	26	1.86%	29.90
Total Stalls		1,401	100%	1,611.09

NP Ave Lot - Ticket Count Breakdown
5/1/2020 to 5/31/2020, 191 Tickets Cashiered



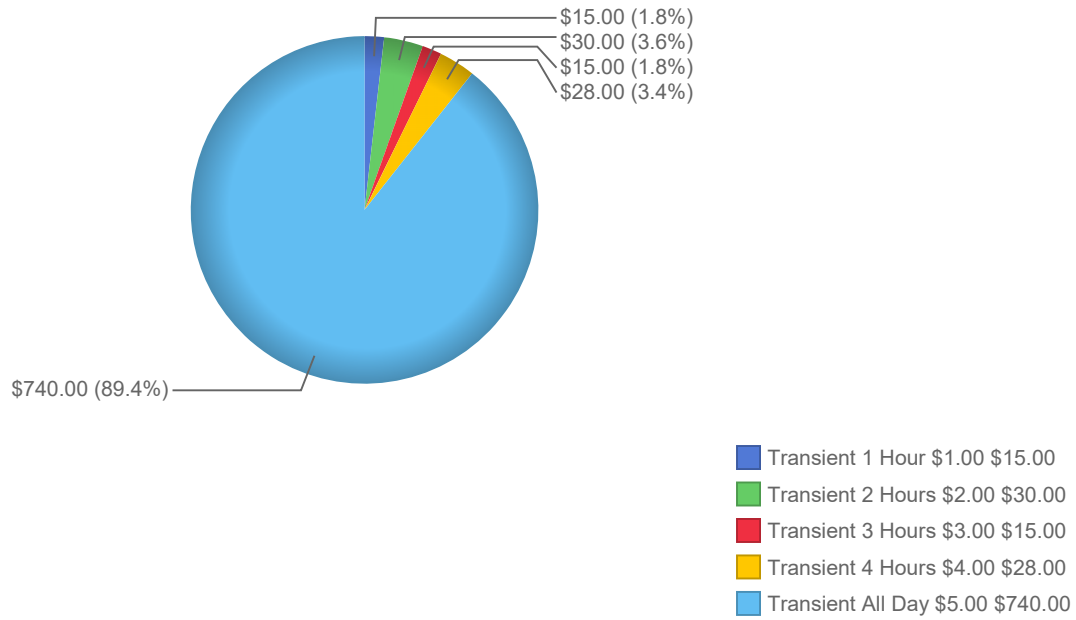
Printed 6/15/2020

NP Ave Lot - Receipts Breakdown
5/1/2020 to 5/31/2020



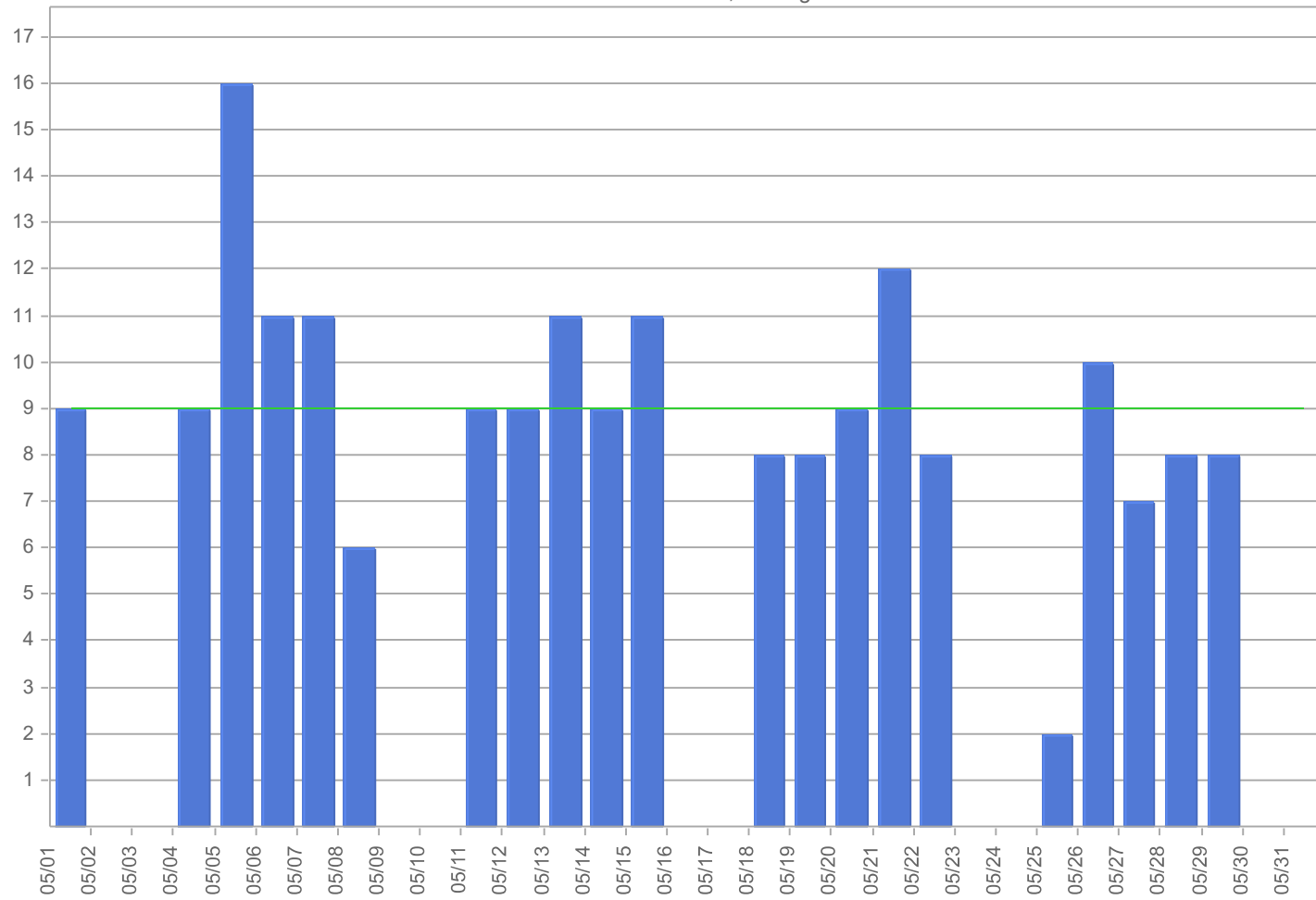
■ Credit Card Receipts \$828.00

NP Ave Lot - Ticket Value Breakdown
5/1/2020 to 5/31/2020, Total Ticket Value is \$828.00

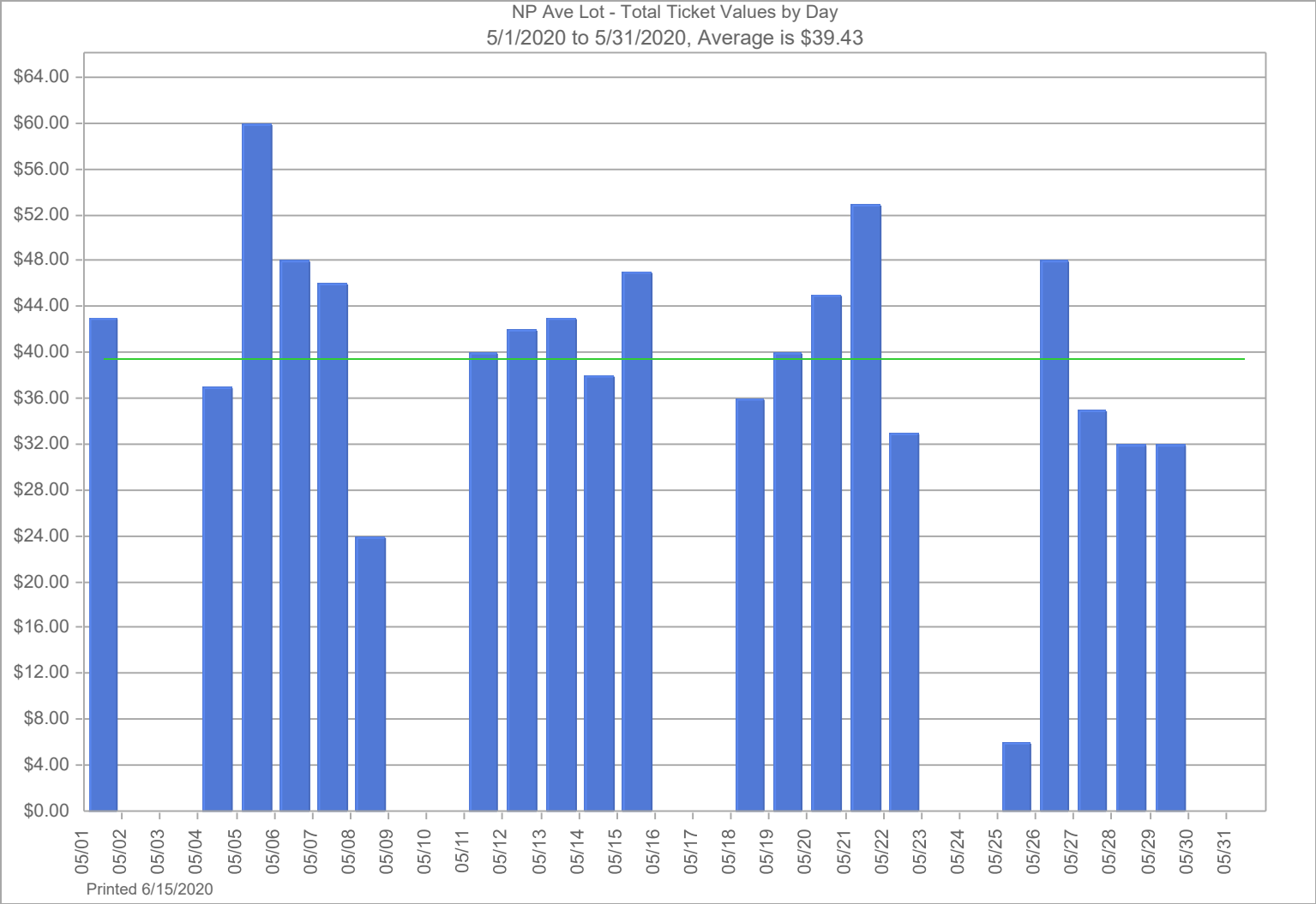


Printed 6/15/2020

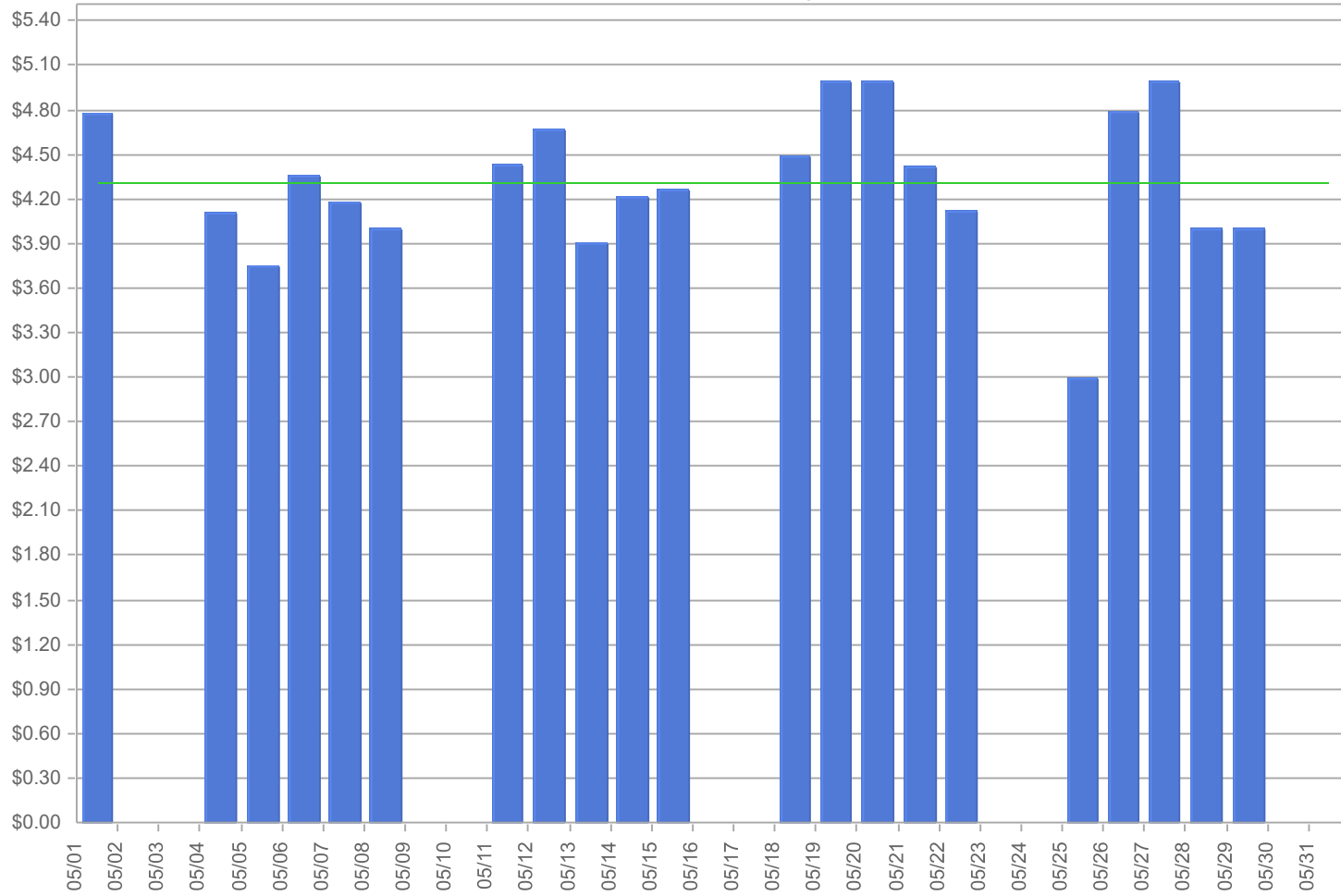
NP Ave Lot - Tickets Cashiered by Day
5/1/2020 to 5/31/2020, Average is 9



Printed 6/15/2020

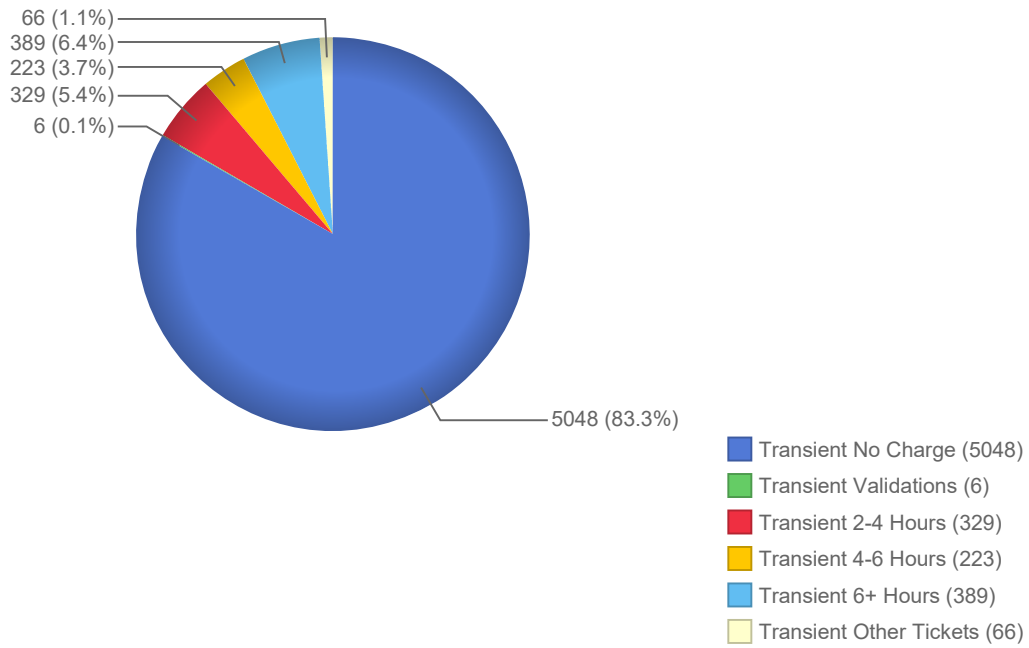


NP Ave Lot - Average Ticket Value by Day
5/1/2020 to 5/31/2020, Average is \$4.31

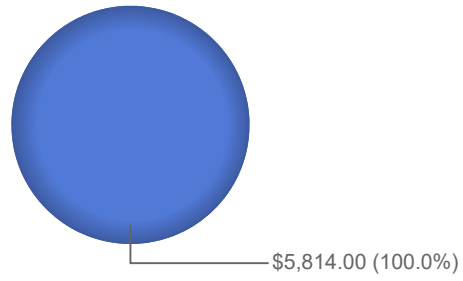


Printed 6/15/2020

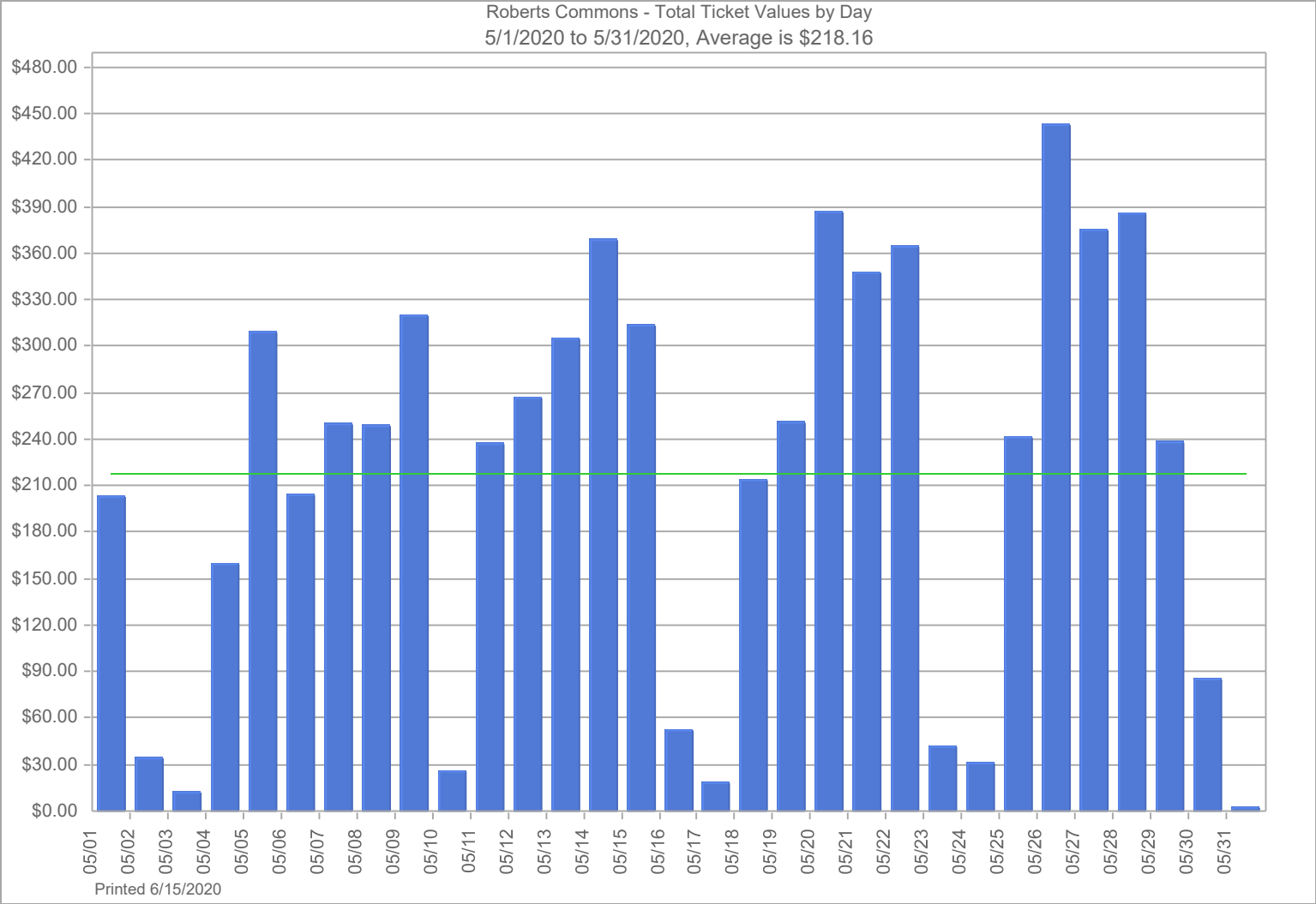
Roberts Commons - Ticket Count Breakdown
5/1/2020 to 5/31/2020, 6061 Tickets Cashiered



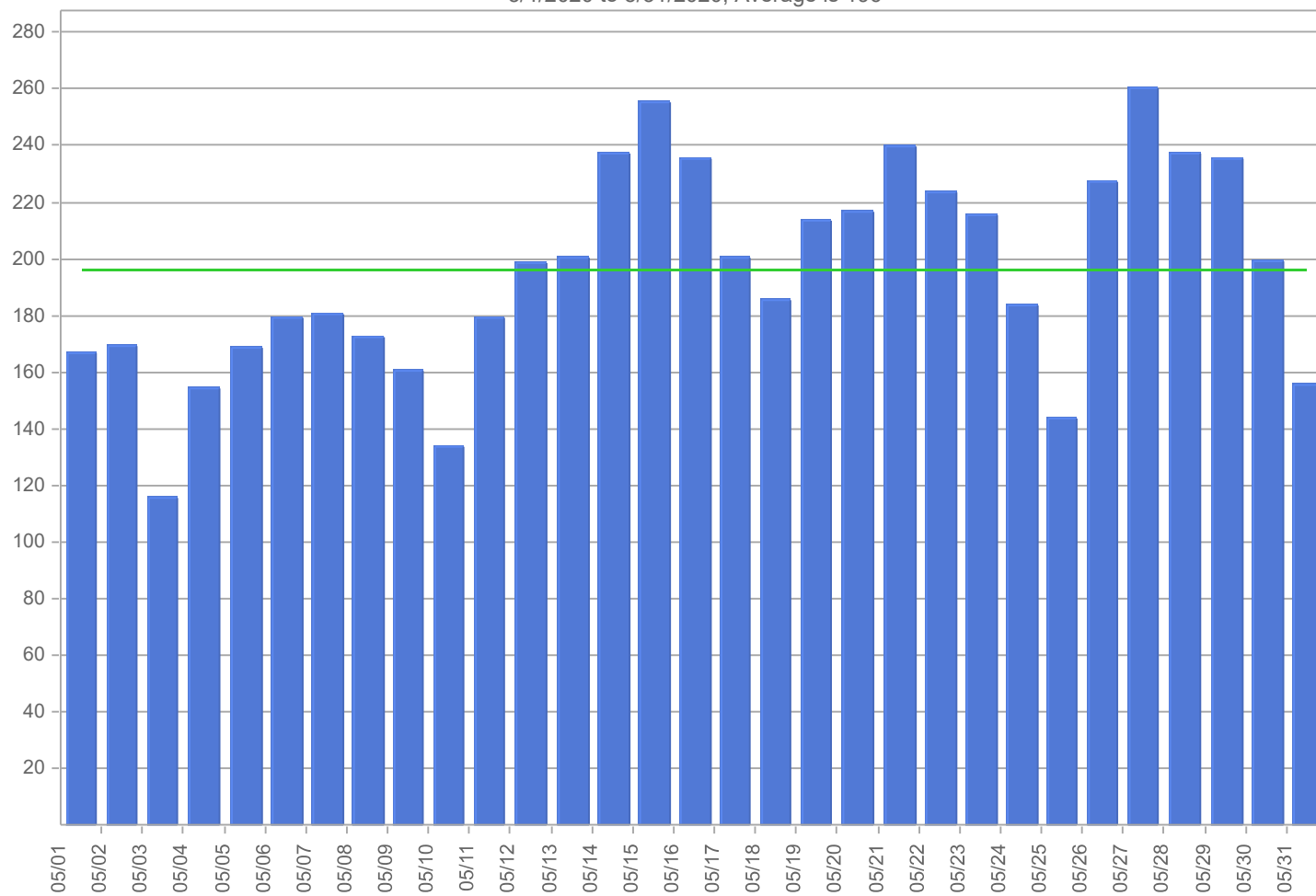
Roberts Commons - Receipts Breakdown
5/1/2020 to 5/31/2020



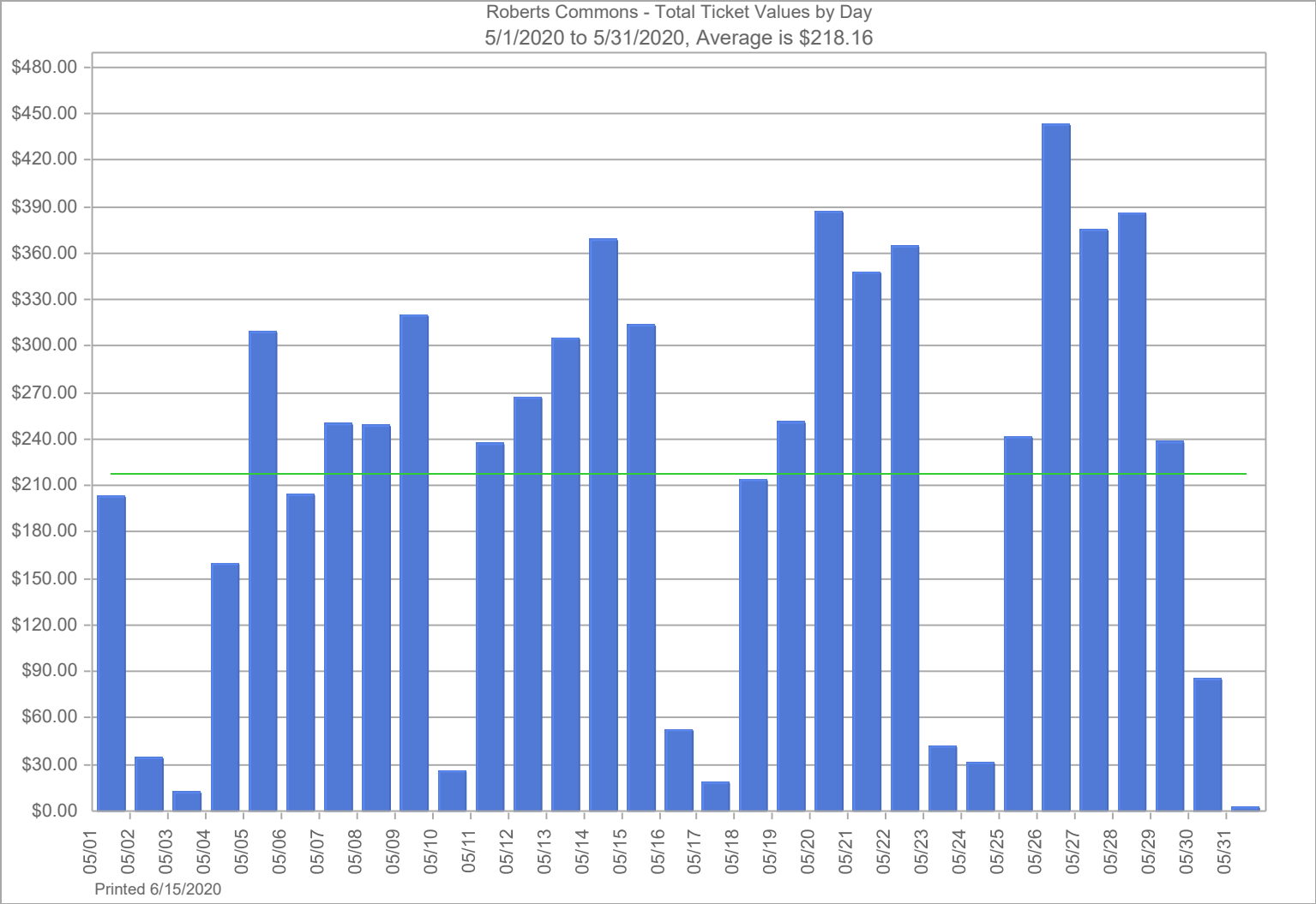
■ Credit Card Receipts \$5,814.00



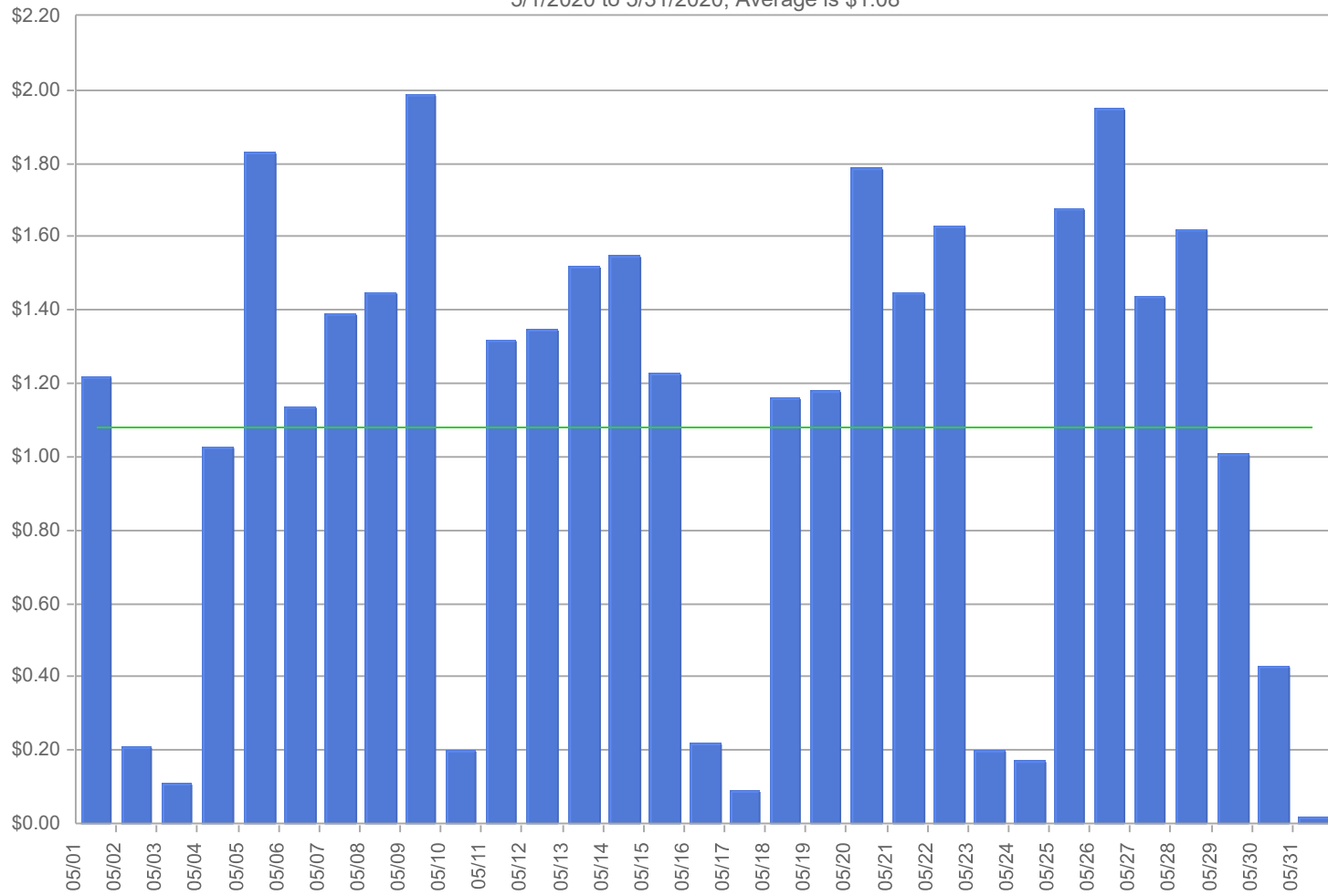
Roberts Commons - Tickets Cashiered by Day
5/1/2020 to 5/31/2020, Average is 196



Printed 6/15/2020



Roberts Commons - Average Ticket Value by Day
5/1/2020 to 5/31/2020, Average is \$1.08



Printed 6/15/2020



CITY OF FARGO
PARKING REPORT
JUNE 2020



July 15, 2020

Nicole B Crutchfield
Planning Director
City of Fargo
200 3rd Street North
Fargo, ND 58102

Dear Ms. Crutchfield:

We are pleased to provide the Parking Report for the month ended June 30, 2020. The enclosed reports have been prepared and reviewed by us, and are complete and accurate to the best of our knowledge.

COVID-19 Update

The world economy has been significantly and negatively impacted by the COVID-19 pandemic. Interstate has taken a proactive approach to monitoring revenue streams, reporting reforecast data to our valued clients, reducing expenses where possible, and looking for opportunities in areas such as monthly parking retention programs and increased contracted parking when this crisis has subsided.

Credit Card Fee Change (Cash to Accrual)

Interstate has changed our accounting practice for how we account for credit card fees. Previously, credit card fees were booked on a cash basis, reflective of the prior month's activity. For June and going forward, we are accruing the credit card fees to reflect the actual current month activity. For June's statement, you will see two months' worth of credit card fees: June cash basis fees and June accrual basis fees. This is a one-time catchup. For each subsequent month, credit card fees will be a true representation of the current month's activity.

Enclosed with this correspondence, you will find the following:

- 2020 Parking Revenue Report for the month ending June 30, 2020
- 2020 Parking Revenue Report for the three months ending June 30, 2020
- 2020 Roberts Commons Parking Revenue Report for the month ending June 30, 2020
- Accounts Receivable Withholding Summary by Lot for the month ending June 30, 2020
- Accounts Receivable Detail by Lot for the month ending June 30, 2020

- Month ending June 30, 2020 Transient Revenue analytical graphs by location
- Invoice copies supporting the City Expenses deduction scheduled on the Parking Revenue Report for the month ending June 30, 2020

Revenue and Distribution Summary

The current month's analysis of cash available for distribution is adjusted for the month over month change in outstanding accounts receivable that is greater than 30 days past due. Combined with the Net Operating Income, the following is the summary of the current month's cash available for distribution.

Gross Revenue	\$ 143,003.64
Operating Expenses & City Expenses	58,395.45
Net Operating Income	84,608.19
Less: Net change month over month AR > 30 Days	(11,062.16)
Total June 2020 Distribution	\$ 73,546.03

Should you have any questions or concerns please feel free to contact me (Nate) directly at (608) 445-4523 or nwright@interstateparking.com.

Sincerely,

Nate Wright
Revenue Manager

Vanessa Hernandez
General Manager - Fargo

Chuck Stadler
Chief Financial Officer

Paul Schnettler
Chief Operating Officer

Interstate Parking Company



For the Month Ending June 30th, 2020:

	ND4001 Civic Center Ramp	ND4006 NP Avenue Lot	ND4007 GTC Ramp	ND4008 4th Street Lot	ND4009 3rd Street Lot	ND4010 Main Avenue Lot	ND4011 Island Park Ramp	ND4012 7th Street Lot	Current Month Totals	Prior Year Totals
Monthly Parking Revenue	22,069.50	8,320.00	14,510.90	12,000.00	13,520.00	3,829.53	8,618.00	-	82,867.93	92,330
Transient Revenue	1,950.00	-	-	-	-	-	-	-	1,950.00	8,487
Pay by Phone	-	737.30	-	-	-	-	-	-	737.30	316
Validation Revenue	312.50	38.25	-	-	-	-	-	-	350.75	3,804
Validation Revenue - Radisson	-	-	-	-	-	-	-	-	-	-
Violation Revenue	-	610.00	-	25.00	25.00	-	67.00	-	727.00	12,443
Event Revenue	-	-	-	-	-	-	-	-	-	-
Gross Revenue	\$ 24,332.00	\$ 9,705.55	\$ 14,510.90	\$ 12,025.00	\$ 13,545.00	\$ 3,829.53	\$ 8,685.00	\$ -	\$ 86,632.98	117,380
Credit Card Fees	(162.12)	(431.86)	(54.30)	(3.54)	(35.44)	(8.79)	(71.69)	-	(767.74)	(813)
Sales Tax	-	-	-	-	-	-	-	-	-	-
Special Event Payroll	-	-	-	-	-	-	-	-	-	-
Enforcement Payroll	-	(1,337.23)	-	(1,613.90)	(1,337.23)	(691.67)	(3,688.92)	-	(8,668.95)	(8,143)
Passport Fees	-	(302.00)	-	(12.00)	(12.00)	-	(32.80)	-	(358.80)	(6,450)
Management Fee	(6,184.10)	(2,770.38)	(5,265.21)	(2,770.38)	(2,770.38)	(2,770.38)	(5,265.21)	-	(27,796.04)	(26,347)
City Expenses:										
Schindler Elevator									-	
Glacier Snow	-	-	-	-	-	-	-	-	-	
The LockShop									-	
Sentry Security									-	
Summit Companies		-	-						-	(86)
The CMI Group									-	
Overhead Door Co.				-					-	
Grotberg Electric INC									-	(150)
Tapco	-								-	
Moorhead Electric									-	
Patrol Scooter Expenses	(121.92)	(70.71)	(90.22)	(85.34)	(70.71)	(36.58)	(195.06)		(670.54)	
GTC Office Lease	-	-	120.00	-	-	-	-	-	120.00	120
Total Adjustments	(6,468.14)	(4,912.18)	(5,289.73)	(4,485.16)	(4,225.76)	(3,507.42)	(9,253.68)	-	(38,142.07)	(41,868)
Service Permit Revenue	-	150.00	-	-	-	-	-	-	150.00	-
DRP3 Revenue	-	-	-	-	-	-	-	-	-	-
Net Operating Income	\$ 17,863.86	\$ 4,943.37	\$ 9,221.17	\$ 7,539.84	\$ 9,319.24	\$ 322.11	\$ (568.68)	\$ -	\$ 48,640.91	75,512
Add: AR > 30 Days (Prev Mo)	6,727.00	206.25	2,455.00	10.00	300.00	-	111.00	242.36	10,051.61	
Less: AR > 30 Days (Current)	(8,093.50)	(206.25)	(2,455.00)	(4,435.00)	(3,225.00)	(2,445.53)	(52.00)	(197.36)	(21,109.64)	
Net Month Over Month Change in AR	(1,366.50)	-	-	(4,425.00)	(2,925.00)	(2,445.53)	59.00	45.00	(11,058.03)	
Net Monthly Parking Distribution	\$ 16,497.36	\$ 4,943.37	\$ 9,221.17	\$ 3,114.84	\$ 6,394.24	\$ (2,123.42)	\$ (509.68)	\$ 45.00	37,582.88	



interstate
P
PARKING

ND4013 - Roberts Commons
For the Month Ending June 30th, 2020:

[illegible]

2020 Consolidated Revenue Report

For the Six Months Ending June 30th, 2020:

	ND4001 Civic Center Ramp	ND4006 NP Avenue Lot	ND4007 GTC Ramp	ND4008 4th Street Lot	ND4009 3rd Street Lot	ND4010 Main Avenue Lot	ND4011 Island Park Ramp	ND4012 7th Street Lot	Year to Date Totals	Prior Year Totals
Monthly Parking Revenue	136,630.54	44,617.29	106,708.75	89,422.97	82,135.00	24,351.53	56,520.55	4,611.79	544,998.42	572,014
Transient Revenue	12,322.50	2,426.00	-	-	-	-	-	-	14,748.50	35,606
Pay by Phone	-	5,120.90	-	-	-	-	-	-	5,120.90	3,132
Validation Revenue	14,853.50	677.00	-	-	-	-	-	-	15,530.50	32,593
Validation Revenue - Radisson	-	-	-	-	-	-	-	-	-	-
Violation Revenue	674.00	4,731.00	245.00	1,131.00	346.00	44.00	759.00	194.00	8,124.00	90,212
Event Revenue	-	-	-	-	-	-	-	-	-	-
Gross Revenue	\$ 164,480.54	\$ 57,572.19	\$ 106,953.75	\$ 90,553.97	\$ 82,481.00	\$ 24,395.53	\$ 57,279.55	\$ 4,805.79	\$ 588,522.32	733,558
Credit Card Fees	(807.88)	(1,551.50)	(216.14)	(9.29)	(139.34)	(34.17)	(382.92)	(66.79)	(3,208.03)	(4,123)
Sales Tax	-	-	-	-	-	-	-	-	-	-
Special Event Payroll	-	-	-	-	-	-	-	-	-	-
Enforcement Payroll	-	(8,084.54)	-	(9,757.22)	(8,084.54)	(4,181.66)	(22,302.22)	(1,209.86)	(53,620.04)	(40,716)
Passport Fees	(312.80)	(2,856.29)	(108.00)	(548.40)	(168.40)	(21.60)	(347.60)	(95.60)	(4,458.69)	(45,400)
Management Fee	(34,515.15)	(15,461.63)	(29,386.41)	(15,461.63)	(15,461.63)	(15,461.63)	(29,386.41)	(12,556.80)	(167,691.29)	(158,081)
City Expenses:	-	-	-	-	-	-	-	-	-	-
Schindler Elevator	-	-	-	-	-	-	-	-	-	(554)
Glacier Snow	(287.49)	(11,347.00)	(212.74)	(201.24)	(166.74)	(86.25)	(459.98)	(29.90)	(12,791.34)	(12,941)
The LockShop	-	-	-	-	-	-	-	-	-	(223)
Sentry Security	-	-	-	-	-	-	-	-	-	(119)
Summit Companies	-	(4,415.00)	-	-	-	-	-	-	(4,415.00)	(52)
The CMI Group	-	-	-	-	-	-	-	-	-	(205)
Overhead Door Co.	-	-	(683.00)	(131.25)	-	-	-	-	(814.25)	(1,275)
Grotberg Electric INC	-	-	-	-	-	-	-	-	-	(1,045)
Tapco	(600.00)	-	-	-	-	-	-	-	(600.00)	(51)
Moorhead Electric	-	-	-	-	-	-	(2,661.80)	-	(2,661.80)	(1,341)
Patrol Scooter Expenses	(121.92)	(70.71)	(90.22)	(85.34)	(70.71)	(36.58)	(195.06)	-	(670.54)	-
GTC Office Lease	-	-	720.00	-	-	-	-	-	720.00	720
Total Adjustments	(36,645.24)	(43,786.67)	(29,976.51)	(26,194.37)	(24,091.36)	(19,821.89)	(55,735.99)	(13,958.95)	(250,210.98)	(265,406)
Service Permit Revenue	-	451.02	-	-	-	-	-	-	451.02	150
DRP3 Revenue	-	-	-	-	-	-	-	-	-	25
Net Operating Income	\$ 127,835.30	\$ 14,236.54	\$ 76,977.24	\$ 64,359.60	\$ 58,389.64	\$ 4,573.64	\$ 1,543.56	\$ (9,153.16)	\$ 338,762.36	468,326



ND4001 - ND4013 City of Fargo

Paris AR Aging Report - June 2020

Location ID	Lot Name	30 Days	60 Days	90 Days	Total Due
ND4001	Civic Center Ramp	\$2,517.00	\$3,986.50	\$1,590.00	\$8,093.50
ND4006	NP Avenue Lot	\$0.00	\$0.00	\$206.25	\$206.25
ND4007	GTC Garage	\$20.00	\$0.00	\$2,435.00	\$2,455.00
ND4008	4th Street Lot	\$4,425.00	\$0.00	\$10.00	\$4,435.00
ND4009	3rd Street Lot	\$2,925.00	\$225.00	\$75.00	\$3,225.00
ND4010	Main Avenue Lot	\$2445.53	\$0.00	\$0.00	\$2,445.53
ND4011	Island Park Ramp	\$0.00	\$0.00	\$52.00	\$52.00
ND4012	7th Street North	\$90.00	\$0.00	\$107.36	\$197.36
ND4013	Roberts Commons Garage	\$1,122.00	\$530.00	\$280.00	\$1,932.00
TOTALS:		\$13,544.53	\$4,741.50	\$4,755.61	\$23,041.64

Portfolio	30 Days	60 Days	90 Days	Total Due
City of Fargo (4001-4012)	\$12,422.53	\$4,211.50	\$4,475.61	\$21,109.64
Roberts Commons (4013)	\$1,122.00	\$530.00	\$280.00	\$1,932.00
TOTALS:	\$13,544.53	\$4,741.50	\$4,755.61	\$23,041.64

ND4001 Civic Center Ramp



Paris AR Aging Report - June 2020

Account ID	Account Name	30 Days	60 Days	90 Days	Total Due
ND000005	Hotel Donaldson	\$18.00	\$232.50	\$0.00	\$250.50
ND000007	Packet Digital	\$2,438.00	\$2,270.00	\$0.00	\$4,708.00
ND000010	Radisson Hotel	\$0.00	\$1,484.00	\$1484.00	\$2,968.00
ND000282	Sanford Health Validations	\$45.00	\$0.00	\$0.00	\$45.00
ND000403	Emerging Prairie	\$0.00	\$0.00	\$106.00	\$106.00
ND000434	Radisson Employee	\$16.00	\$0.00	\$0.00	\$16.00
TOTALS:		\$2,517.00	\$3,986.50	\$1,590.00	\$8,093.50

ND4006 NP Avenue Lot



Paris AR Aging Report - June 2020

Account ID	Account Name	30 Days	60 Days	90 Days	Total Due
ND000094	HDR %Carla Schwebach	\$0.00	\$0.00	\$180.00	\$180.00
ND000358	McGough Construction	\$0.00	\$0.00	\$26.25	\$26.25
TOTALS:		\$0.00	\$0.00	\$206.25	\$206.25

ND4007 GTC Ramp



Paris AR Aging Report - June 2020

Account ID	Account Name	30 Days	60 Days	90 Days	Total Due
ND000190	Tom Heilman	\$0.00	\$0.00	\$162.00	\$162.00
ND000204	Tony Luz	\$0.00	\$0.00	\$54.00	\$54.00
ND000213	Penny Haugrud	\$0.00	\$0.00	\$198.00	\$198.00
ND000214	Presidio Property Trust Inc.	\$20.00	\$0.00	\$1,348.00	\$1,368.00
ND000224	Michael Sjothum	\$0.00	\$0.00	\$161.00	\$161.00
ND000722	TAT Fargo Satellite	\$0.00	\$0.00	\$512.00	\$512.00
TOTALS:		\$20.00	\$0.00	\$2,435.00	\$2,455.00

ND4008 4th Street Lot



Paris AR Aging Report - June 2020


Account ID	Account Name	30 Days	60 Days	90 Days	Total Due
ND000138	Family Healthcare Center	\$675.00	\$0.00	\$0.00	\$675.00
ND000274	Atos Restaurant Technology	\$3750.00	\$0.00	\$0.00	\$3,750.00
ND000618	Glacier Snow	\$0.00	\$0.00	\$10.00	\$10.00
TOTALS:		\$4,425.00	\$0.00	\$10.00	\$4,435.00


ND4009 3rd Street Lot





Paris AR Aging Report - June 2020

Account ID	Account Name	30 Days	60 Days	90 Days	Total Due
ND000100	Ameripride Services Inc	\$2925.00	\$0.00	\$0.00	\$2,925.00
ND000366	Revel Digital	\$0.00	\$225.00	\$75.00	\$300.00
TOTALS:		\$2,925.00	\$225.00	\$75.00	\$3,225.00

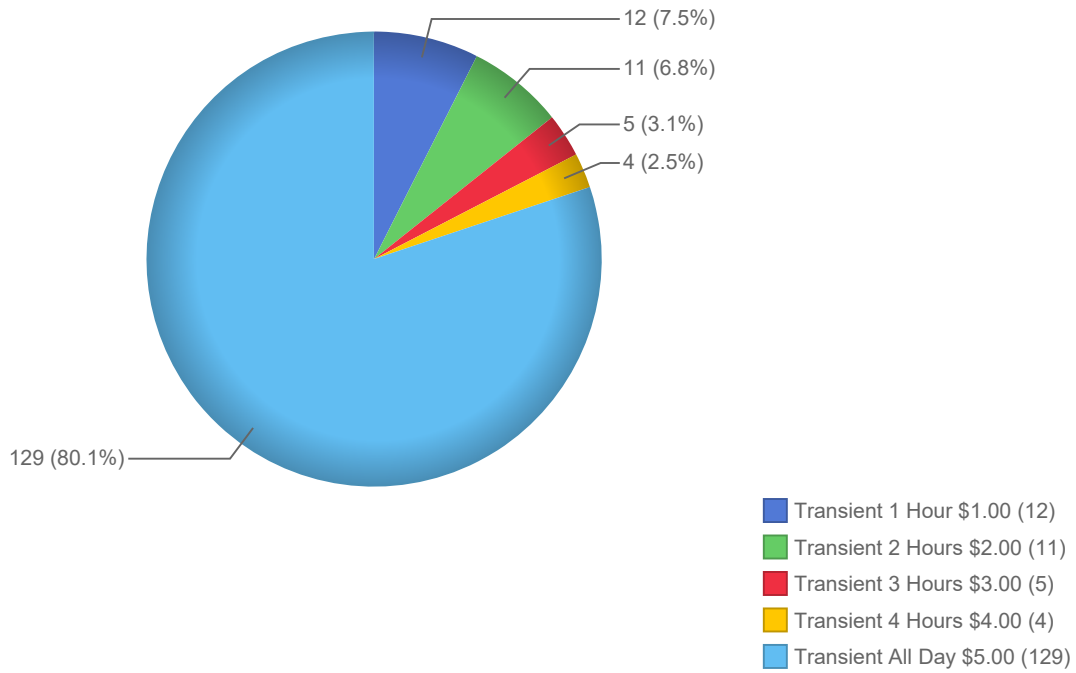
ND4010 Main Avenue Lot						
Paris AR Aging Report - June 2020						
Account ID	Account Name	30 Days	60 Days	90 Days	Total Due	
ND000273	Atos Restaurant Technology	\$2445.53	\$0.00	\$0.00	\$2,445.53	
TOTALS:		\$2,445.53	\$0.00	\$0.00	\$2,445.53	

ND4011 Island Park Ramp						
Paris AR Aging Report - June 2020						
Account ID	Account Name	30 Days	60 Days	90 Days	Total Due	
ND000621	Brice Powell	\$0.00	\$0.00	\$52.00	\$52.00	
TOTALS:		\$0.00	\$0.00	\$52.00	\$52.00	

ND4012 7th Street North						
Paris AR Aging Report - June 2020						
Account ID	Account Name	30 Days	60 Days	90 Days	Total Due	
ND000554	Edward Jones	\$45.00	\$0.00	\$90.00	\$135.00	
ND000574	MEPS	\$0.00	\$0.00	\$17.36	\$17.36	
ND000616	Kasey Black	\$45.00	\$0.00	\$0.00	\$45.00	
TOTALS:		\$90.00	\$0.00	\$107.36	\$197.36	

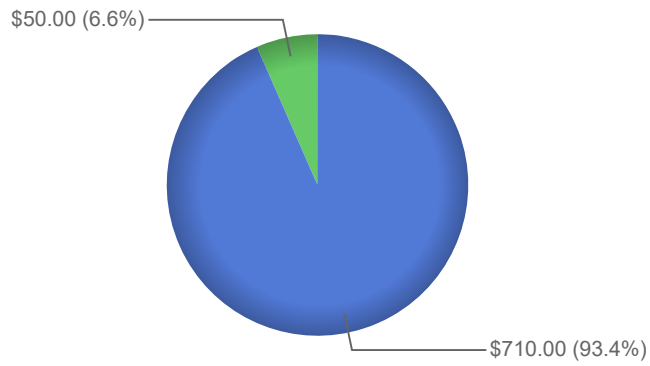
ND4013 Roberts Commons						
Paris AR Aging Report - June 2020						
Account ID	Account Name	30 Days	60 Days	90 Days	Total Due	
ND000037	Jerrold Hoaas	\$106.00	\$0.00	\$0.00	\$106.00	
ND000140	Packet Digital	\$168.00	\$212.00	\$0.00	\$380.00	
ND000180	Paul Luoma	\$0.00	\$0.00	\$68.00	\$68.00	
ND000276	JDP	\$106.00	\$106.00	\$0.00	\$212.00	
ND000395	David Morreau	\$106.00	\$106.00	\$212.00	\$424.00	
ND000421	US Probation Office	\$106.00	\$0.00	\$0.00	\$106.00	
ND000681	Ryan Gapp	\$106.00	\$106.00	\$0.00	\$212.00	
ND000758	US Attorneys Office	\$424.00	\$0.00	\$0.00	\$424.00	
TOTALS:		\$1,122.00	\$530.00	\$280.00	\$1,932.00	

NP Ave Lot - Ticket Count Breakdown
6/1/2020 to 6/30/2020, 161 Tickets Cashiered



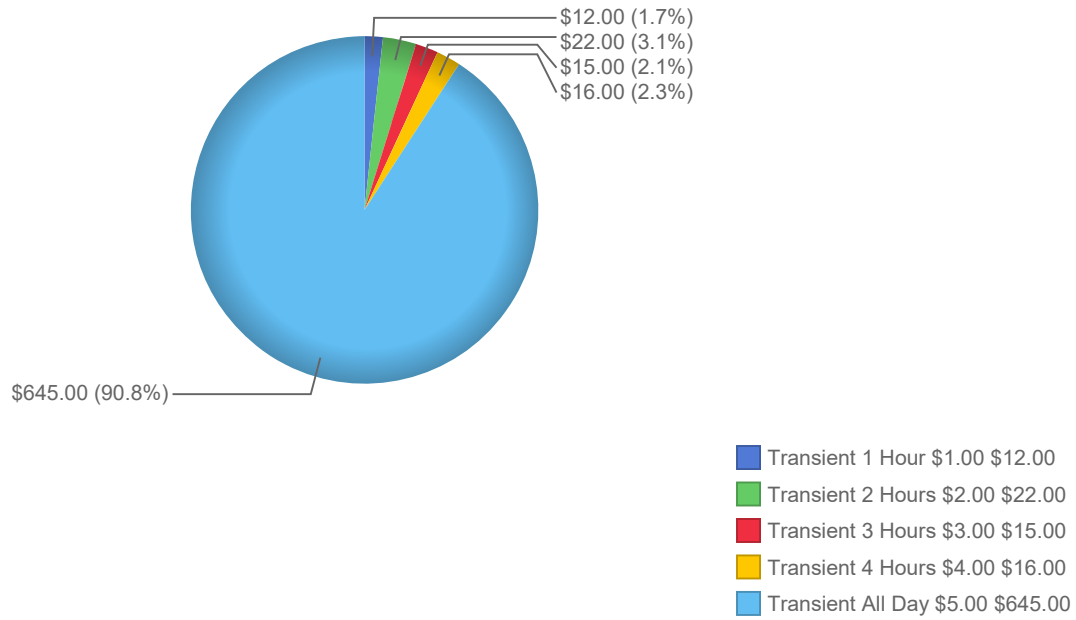
Printed 7/14/2020

NP Ave Lot - Receipts Breakdown
6/1/2020 to 6/30/2020



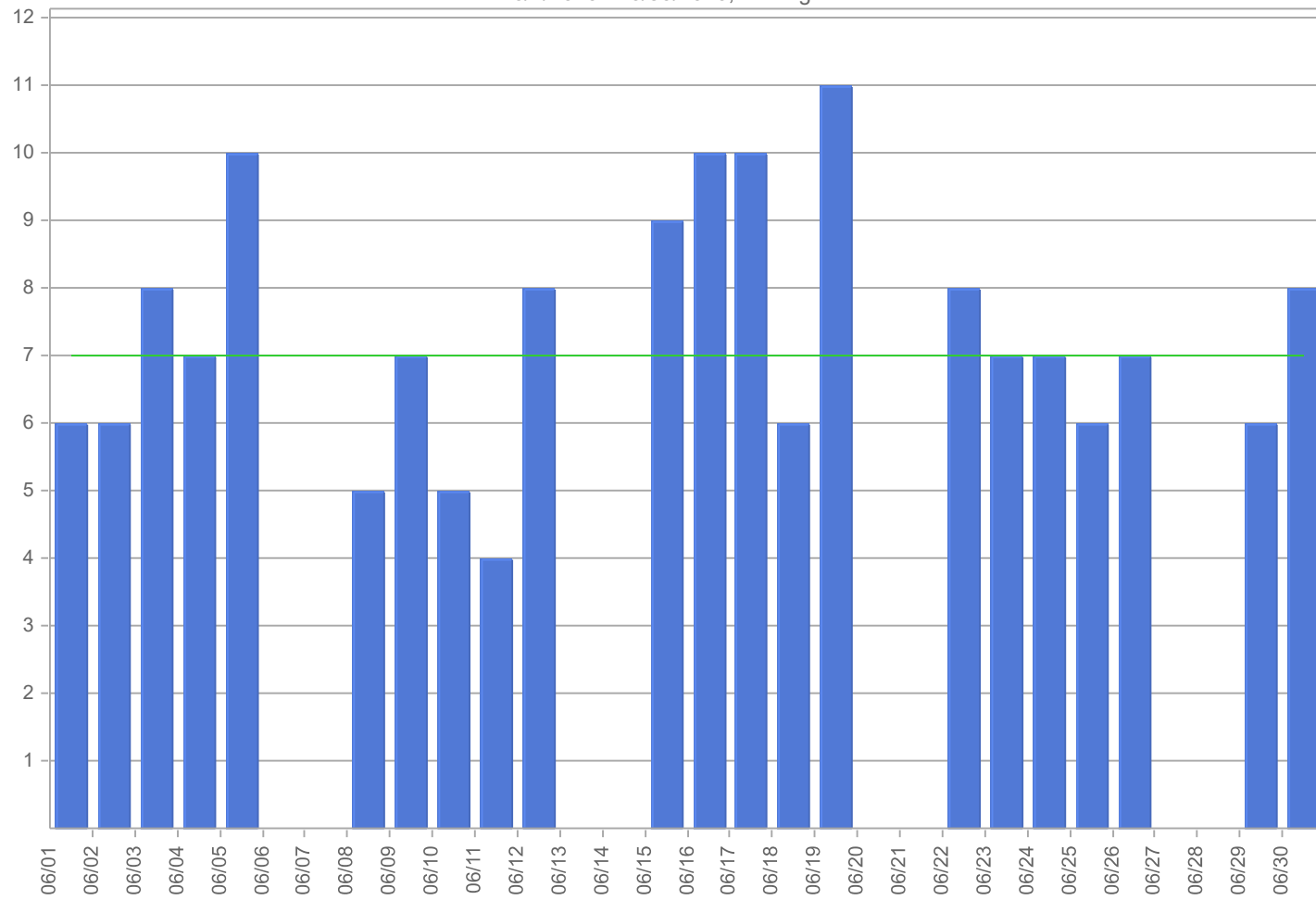
- Credit Card Receipts \$710.00
- Cash/Checks Deposited \$50.00

NP Ave Lot - Ticket Value Breakdown
6/1/2020 to 6/30/2020, Total Ticket Value is \$710.00

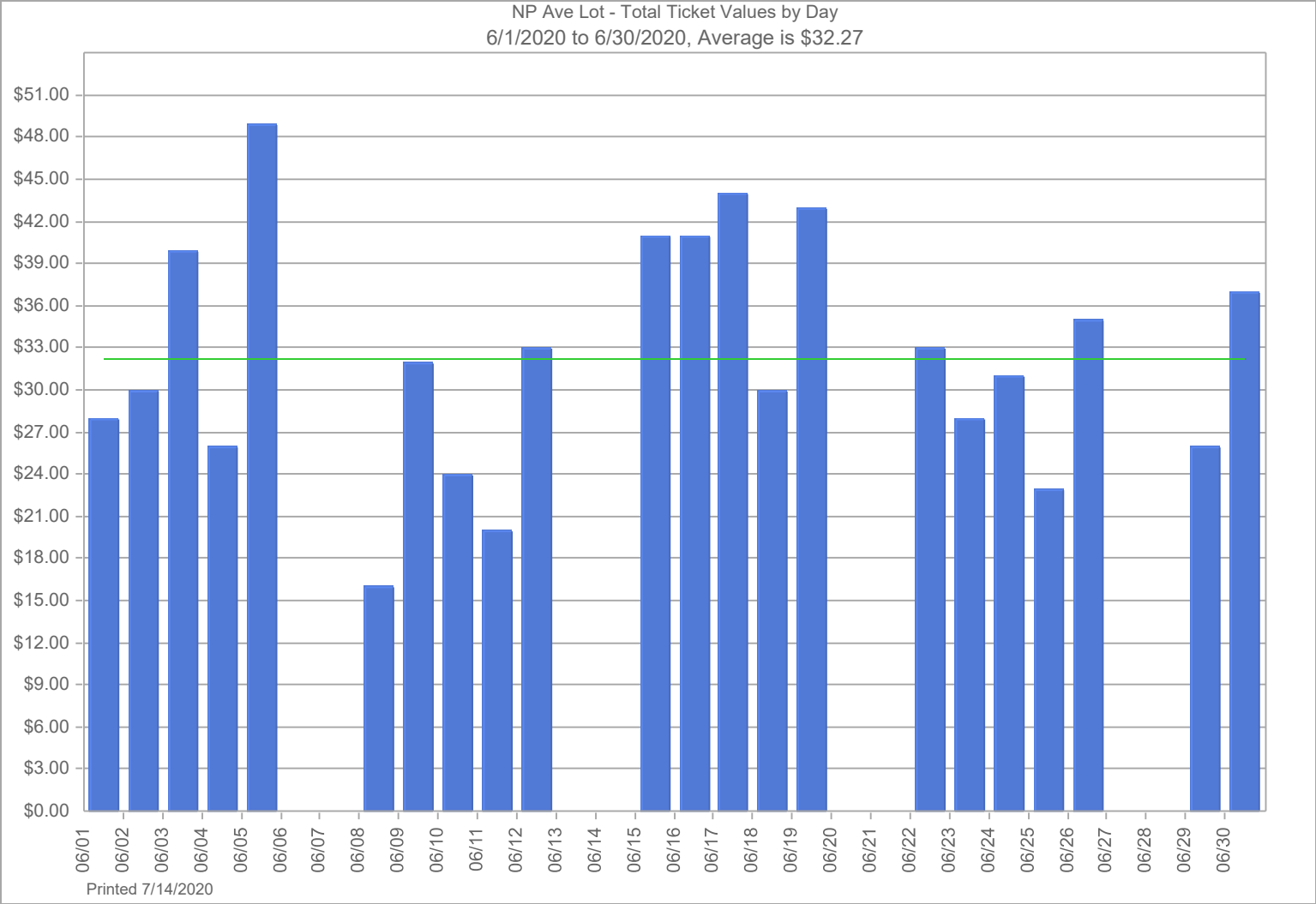


Printed 7/14/2020

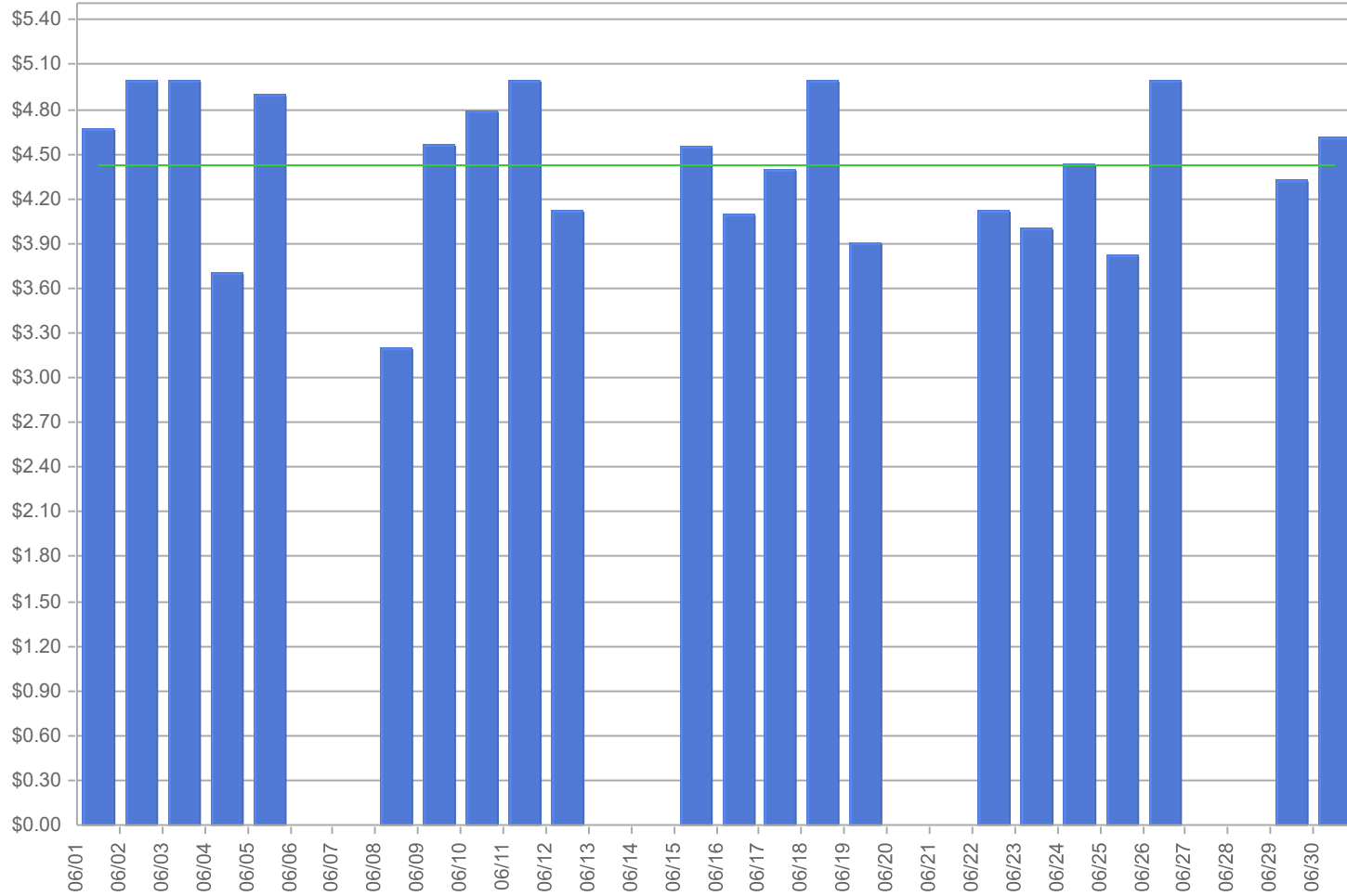
NP Ave Lot - Tickets Cashiered by Day
6/1/2020 to 6/30/2020, Average is 7



Printed 7/14/2020

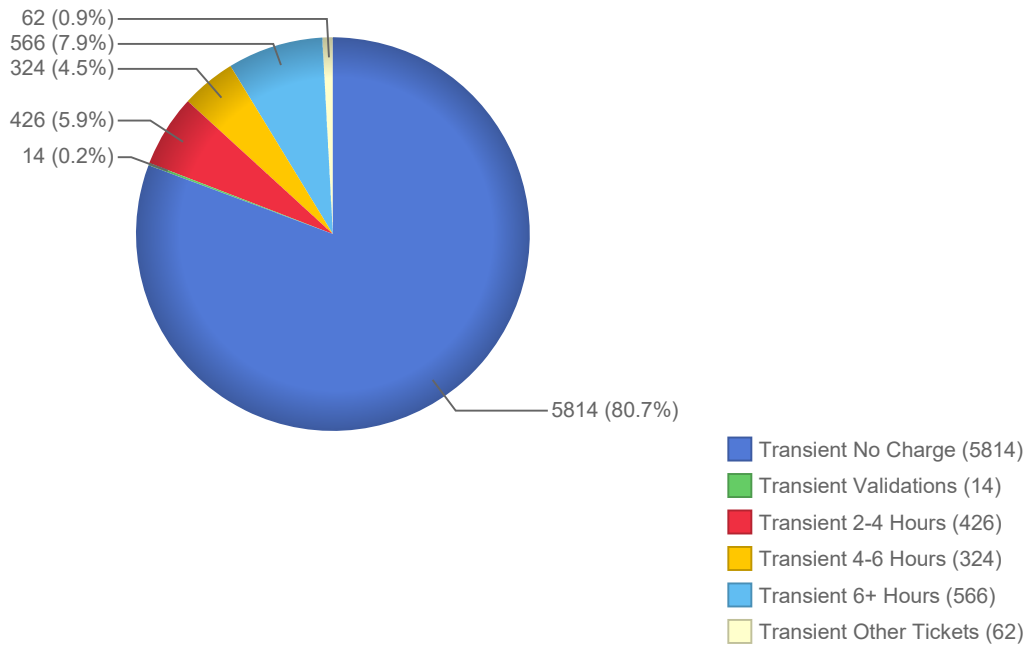


NP Ave Lot - Average Ticket Value by Day
6/1/2020 to 6/30/2020, Average is \$4.42

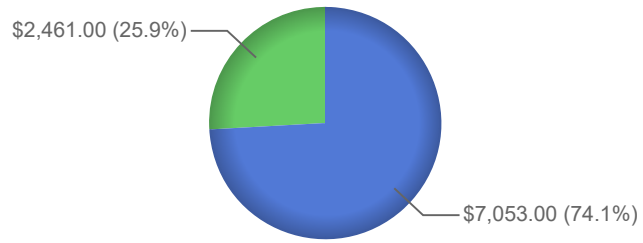


Printed 7/14/2020

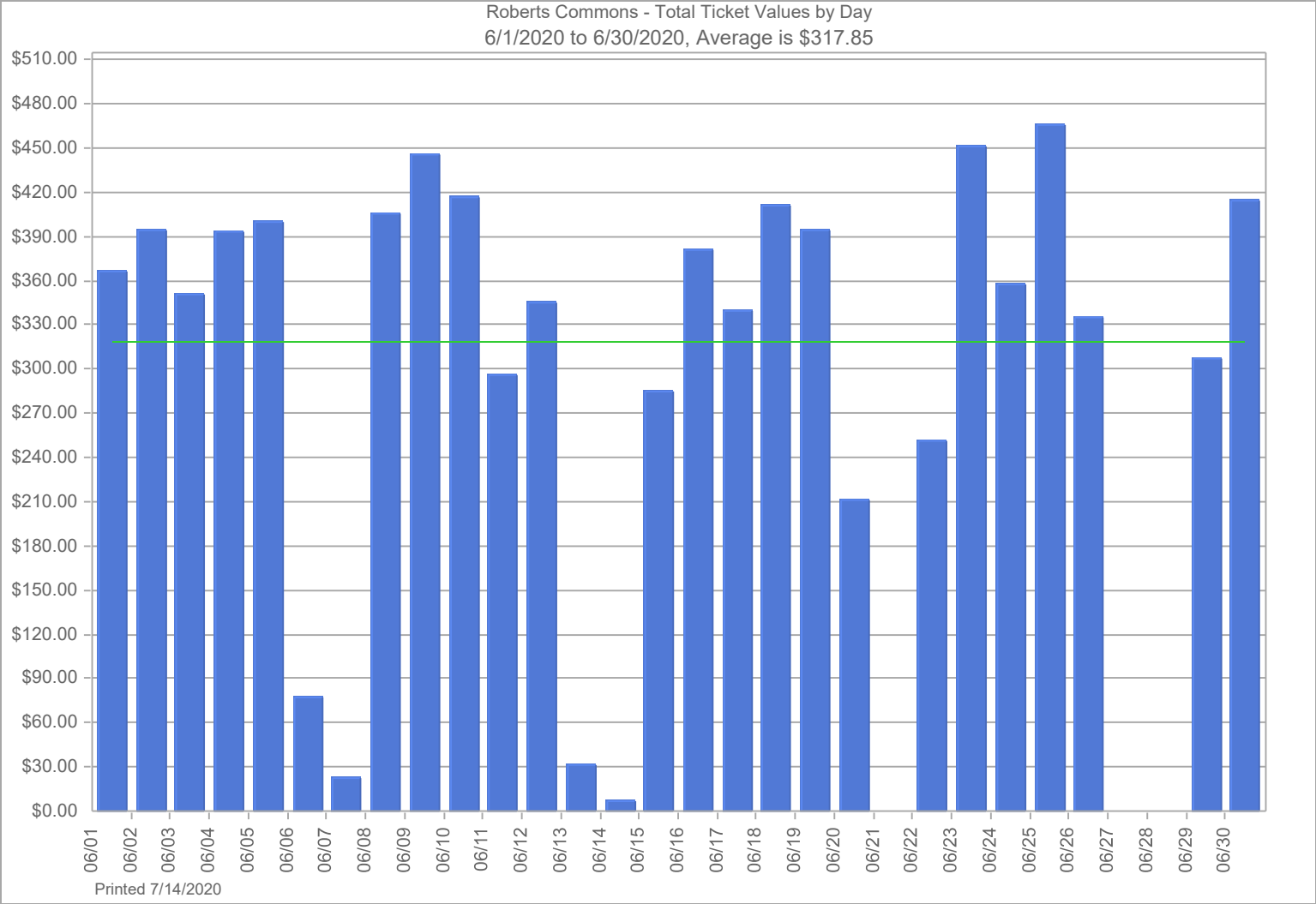
Roberts Commons - Ticket Count Breakdown
6/1/2020 to 6/30/2020, 7206 Tickets Cashiered



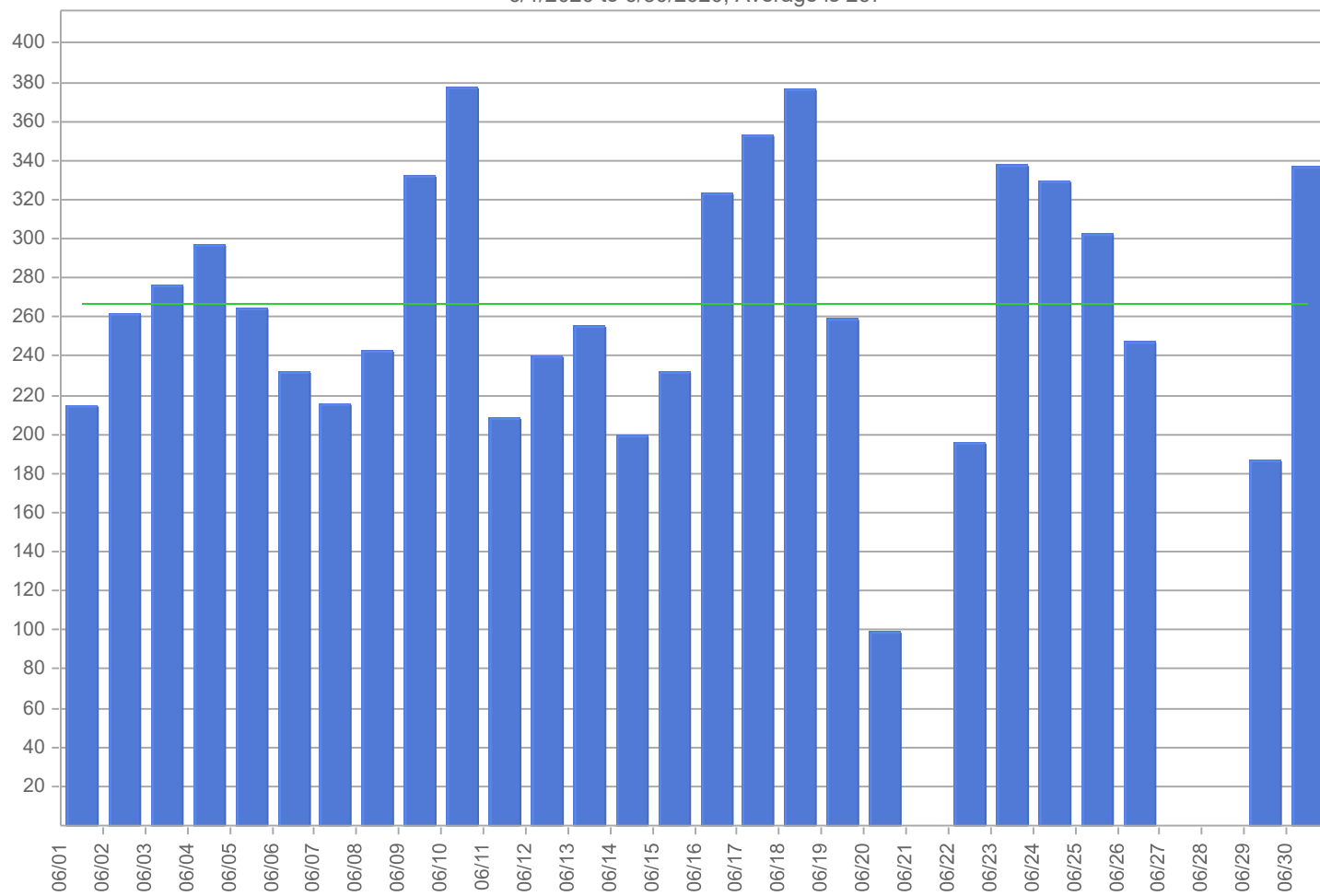
Roberts Commons - Receipts Breakdown
6/1/2020 to 6/30/2020



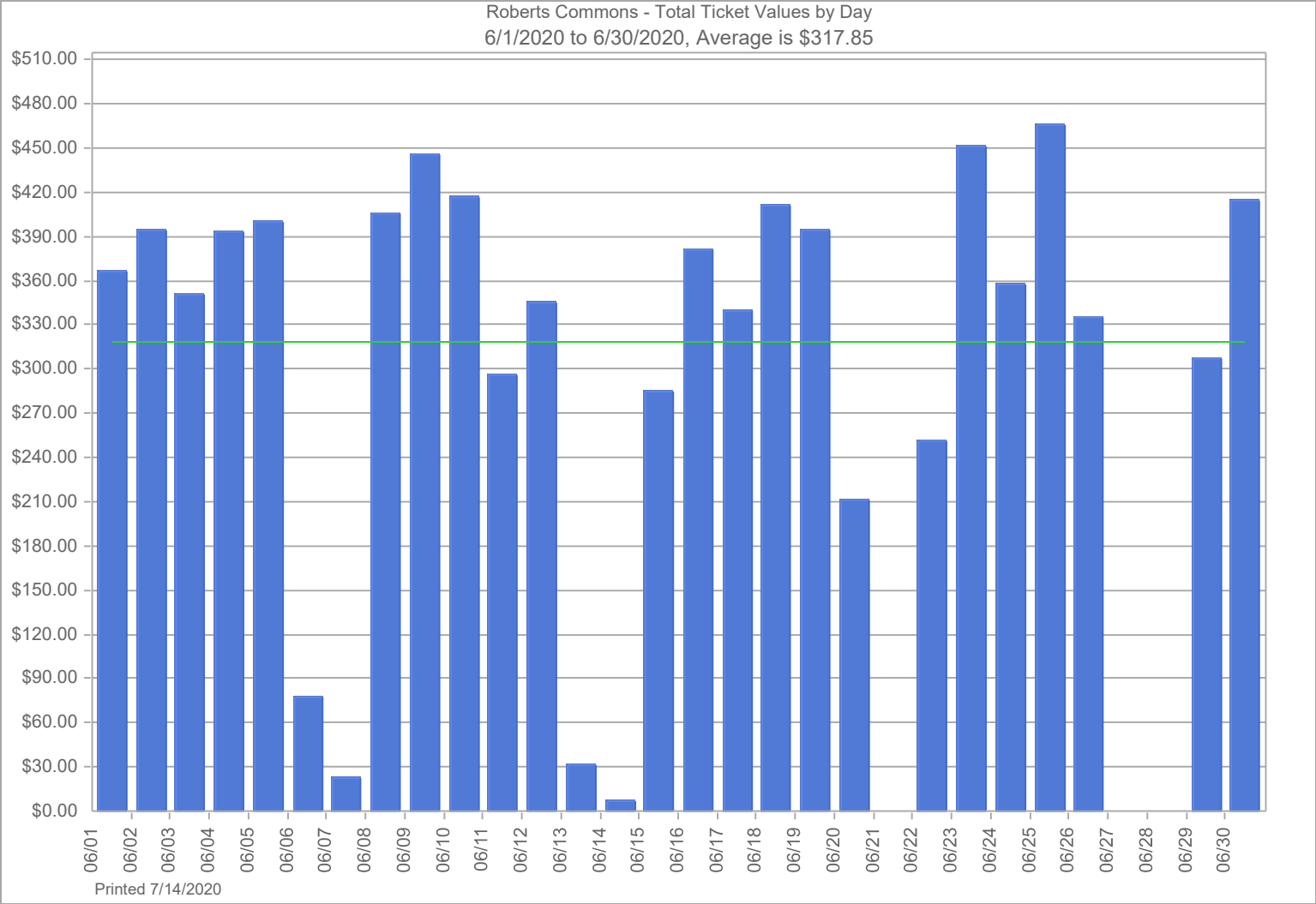
■ Credit Card Receipts \$7,053.00
■ Cash/Checks Deposited \$2,461.00



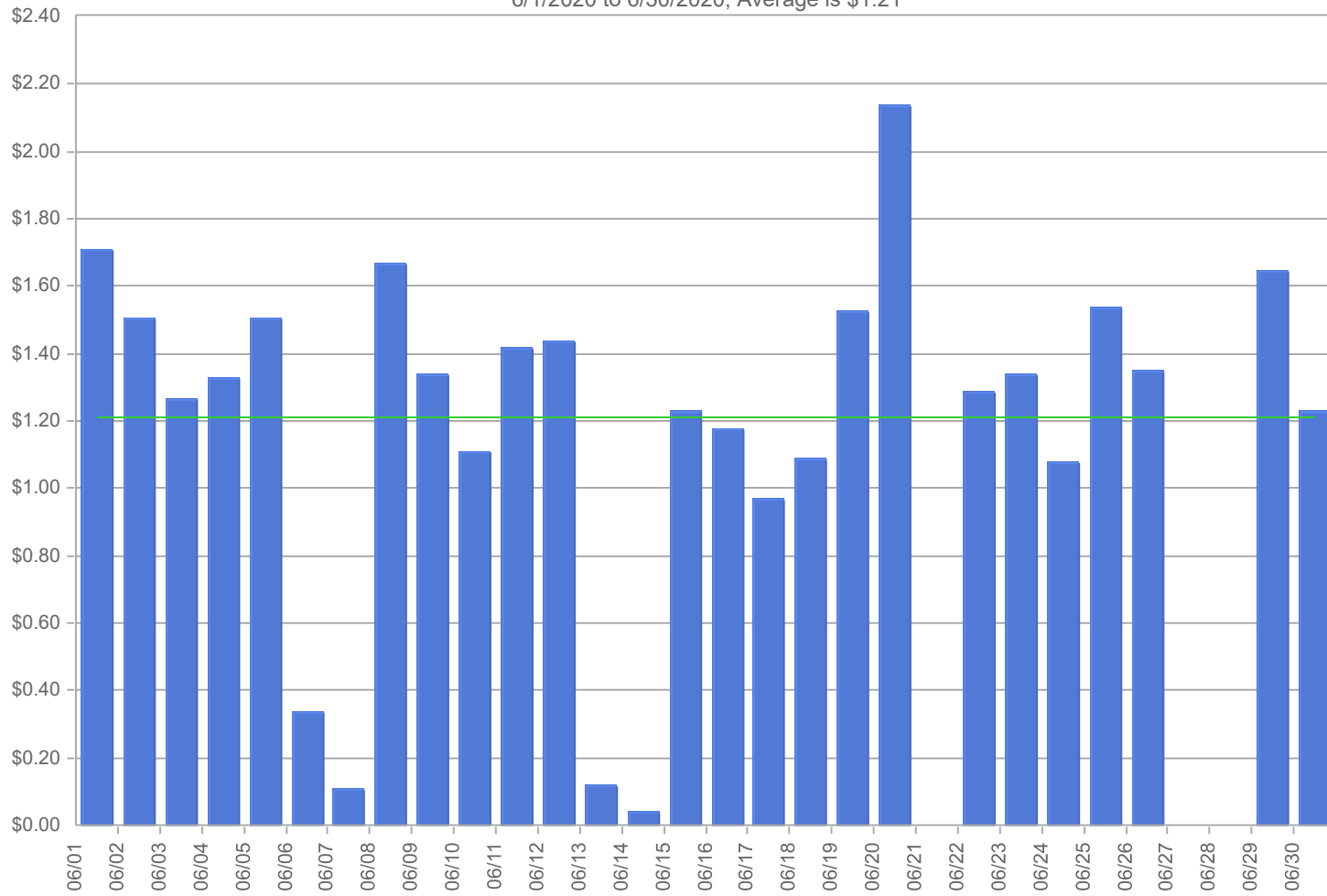
Roberts Commons - Tickets Cashiered by Day
6/1/2020 to 6/30/2020, Average is 267



Printed 7/14/2020



Roberts Commons - Average Ticket Value by Day
6/1/2020 to 6/30/2020, Average is \$1.21



Printed 7/14/2020



CITY OF FARGO
PARKING REPORT
JULY 2020



August 14, 2020

Nicole B Crutchfield
Planning Director
City of Fargo
200 3rd Street North
Fargo, ND 58102

Dear Ms. Crutchfield:

We are pleased to provide the Parking Report for the month ended July 31, 2020. The enclosed reports have been prepared and reviewed by us, and are complete and accurate to the best of our knowledge.

COVID-19 Update

The world economy has been significantly and negatively impacted by the COVID-19 pandemic. Interstate has taken a proactive approach to monitoring revenue streams, reporting reforecast data to our valued clients, reducing expenses where possible, and looking for opportunities in areas such as monthly parking retention programs and increased contracted parking when this crisis has subsided.

Enclosed with this correspondence, you will find the following:

- 2020 Parking Revenue Report for the month ending July 31, 2020
- 2020 Parking Revenue Report for the three months ending July 31, 2020
- 2020 Roberts Commons Parking Revenue Report for the month ending July 31, 2020
- Accounts Receivable Withholding Summary by Lot for the month ending July 31, 2020
- Accounts Receivable Detail by Lot for the month ending July 31, 2020
- Month ending July 31, 2020 Transient Revenue analytical graphs by location
- Invoice copies supporting the City Expenses deduction scheduled on the Parking Revenue Report for the month ending July 31, 2020

Revenue and Distribution Summary

The current month's analysis of cash available for distribution is adjusted for the month over month change in outstanding accounts receivable that is greater than 30 days past due. Combined with the Net Operating Income, the following is the summary of the current month's cash available for distribution.

Gross Revenue	\$ 143,562.80
Operating Expenses & City Expenses	62,406.81
Net Operating Income	81,155.99
Less: Net change month over month AR > 30 Days	(10,462.61)
Total July 2020 Distribution	\$ 70,693.38

Should you have any questions or concerns please feel free to contact me (Nate) directly at (608) 445-4523 or nwright@interstateparking.com.

Sincerely,

Nate Wright
Revenue Manager

Vanessa Hernandez
General Manager - Fargo

Chuck Stadler
Chief Financial Officer

Paul Schnettler
Chief Operating Officer

Interstate Parking Company





For the Month Ending July 31st, 2020:

	ND4001 Civic Center Ramp	ND4006 NP Avenue Lot	ND4007 GTC Ramp	ND4008 4th Street Lot	ND4009 3rd Street Lot	ND4010 Main Avenue Lot	ND4011 Island Park Ramp	ND4012 7th Street Lot	Current Month Totals	Prior Year Totals
Monthly Parking Revenue	22,171.64	7,650.00	14,435.00	12,055.65	13,425.00	3,858.47	8,697.94	-	82,293.70	93,192
Transient Revenue	2,233.50	-	-	-	-	-	-	-	2,233.50	8,437
Pay by Phone	1.35	370.15	-	-	-	-	-	-	371.50	276
Validation Revenue	2,100.50	20.00	-	-	-	-	-	-	2,120.50	6,496
Validation Revenue - Radisson	-	-	-	-	-	-	-	-	-	-
Violation Revenue	17.00	91.00	-	-	-	-	-	-	108.00	9,925
Event Revenue	-	-	-	-	-	-	-	-	-	3,234
Gross Revenue	\$ 26,523.99	\$ 8,131.15	\$ 14,435.00	\$ 12,055.65	\$ 13,425.00	\$ 3,858.47	\$ 8,697.94	\$ -	\$ 87,127.20	121,560
Credit Card Fees	(121.27)	(240.14)	(17.21)	-	(17.61)	(4.37)	(40.72)	-	(441.32)	(856)
Sales Tax	-	-	-	-	-	-	-	-	-	-
Special Event Payroll	-	-	-	-	-	-	-	-	-	-
Enforcement Payroll	-	(2,230.94)	-	(2,692.51)	(2,230.94)	(1,153.93)	(6,154.32)	-	(14,462.64)	(8,132)
Passport Fees	(2.20)	(60.20)	-	-	-	-	-	-	(62.40)	(5,283)
Management Fee	(6,184.10)	(2,770.38)	(5,265.21)	(2,770.38)	(2,770.38)	(2,770.38)	(5,265.21)	-	(27,796.04)	(26,347)
City Expenses:										
Schindler Elevator									-	(394)
Glacier Snow	-	-	-	-	-	-	-	-	-	-
The LockShop									-	-
Sentry Security									-	-
Summit Companies		-	-						-	-
The CMI Group									-	-
Overhead Door Co.				-					-	-
Grotberg Electric INC									-	-
Tapco	-								-	-
Moorhead Electric									-	-
Patrol Scooter Expenses									-	-
Team LogicIT	(156.25)								(156.25)	
GTC Office Lease	-	-	120.00	-	-	-	-	-	120.00	120
Total Adjustments	(6,463.82)	(5,301.66)	(5,162.42)	(5,462.89)	(5,018.93)	(3,928.68)	(11,460.25)	-	(42,798.65)	(40,892)
Service Permit Revenue	-	-	-	-	-	-	-	-	-	-
DRP3 Revenue	-	-	-	-	-	-	-	-	-	25
Net Operating Income	\$ 20,060.17	\$ 2,829.49	\$ 9,272.58	\$ 6,592.76	\$ 8,406.07	\$ (70.21)	\$ (2,762.31)	\$ -	\$ 44,328.55	80,693
Add: AR > 30 Days (Prev Mo)	8,093.50	206.25	2,455.00	4,435.00	3,225.00	2,445.53	52.00	197.36	21,109.64	
Less: AR > 30 Days (Current)	(16,353.00)	(206.25)	(3,412.00)	(7,810.00)	(3,225.00)	(124.00)	(12.00)	(180.00)	(31,322.25)	
Net Month Over Month Change in AR	(8,259.50)	-	(957.00)	(3,375.00)	-	2,321.53	40.00	17.36	(10,212.61)	
Net Monthly Parking Distribution	\$ 11,800.67	\$ 2,829.49	\$ 8,315.58	\$ 3,217.76	\$ 8,406.07	\$ 2,251.32	\$ (2,722.31)	\$ 17.36	34,115.94	



interstate
P
PARKING

ND4013 - Roberts Commons
For the Month Ending July 31st, 2020:

	January	February	March	April	May	June	July	August	September	October	November	December	Year To Date Totals	Prior Year Totals
Monthly Parking Revenue	45,160.60	45,746.59	46,689.06	45,800.07	47,184.10	47,415.66	46,617.60						324,613.68	307,655
Transient Revenue	9,974.00	8,197.00	7,267.00	5,338.00	6,763.00	8,582.00	9,508.00						55,629.00	103,093
Pay by Phone													-	-
Validation Revenue	155.00	432.00	904.00	170.00	-	40.00	97.00						1,798.00	2,104
Validation Revenue - Radisson													-	-
Violation Revenue	199.00	268.00	294.00	122.00	181.00	183.00	213.00						1,460.00	288
Bike Lockers Revenue													-	-
Event Revenue													-	-
Gross Revenue	\$ 55,488.60	\$ 54,643.59	\$ 55,154.06	\$ 51,430.07	\$ 54,128.10	\$ 56,220.66	\$ 56,435.60	\$ -	\$ -	\$ -	\$ -	\$ -	\$ 383,500.68	413,140
Credit Card Fees	(522.22)	(545.35)	(498.45)	(566.57)	(420.05)	(925.04)	(646.81)						(4,124.49)	(4,622)
Sales Tax	-	-	-	-	-		-						-	-
Special Event Payroll	-	-	-	-	-		-						-	-
Enforcement Payroll	-	-	-	-	-		-						-	-
Passport Fees	(97.60)	(131.20)	(121.60)	(60.80)	(81.60)	(75.60)	(20.00)						(588.40)	(118)
Management Fee	(16,968.36)	(16,968.36)	(16,968.36)	(16,968.36)	(16,968.36)	(16,968.36)	(16,968.36)						(118,778.52)	(116,108)
City Expenses:														
Asp of Moorhead (804-255-13)	(938.44)												(938.44)	(34,027)
Asp of Moorhead (804-255-14)		(938.44)											(938.44)	
Asp of Moorhead (804-255-15)		(1,039.50)											(1,039.50)	
Jet-Way Multiple (13920)		(425.00)											(425.00)	
Asp of Moorhead (804-255-16)			(964.47)										(964.47)	
Moorhead Electric (15006)			(3,232.67)		(2,097.55)	(1,122.00)							(6,452.22)	
Tapco (I660753)			(75.00)										(75.00)	
Tapco (I661177)			(300.00)										(300.00)	
Asp of Moorhead (804-255-18)					(1,010.63)	(940.50)							(1,951.13)	
Patrol Scooter Expenses						(221.88)							(221.88)	
Asp of Moorhead (804-255-20)							(889.97)						(889.97)	
Summit Co							(833.02)						(833.02)	
TeamLogicIT							(250.00)						(250.00)	
Total Adjustments	(18,526.62)	(20,047.85)	(22,160.55)	(17,595.73)	(20,578.19)	(20,253.38)	(19,608.16)	-	-	-	-	-	(138,770.48)	(154,875)
Service Permit Revenue	-	-	-	-	-	-	-	-	-	-	-	-	-	-
DRP3 Revenue	-	-	-	-	-	-	-	-	-	-	-	-	-	-
Net Operating Income	\$ 36,961.98	\$ 34,595.74	\$ 32,993.51	\$ 33,834.34	\$ 33,549.91	\$ 35,967.28	\$ 36,827.44	\$ -	\$ -	\$ -	\$ -	\$ -	\$ 244,730.20	258,265
Less: AR > 30 Days (Current Month)	-	-	(5,698.71)	(4,178.74)	(1,927.87)	(1,932.00)	(2,182.00)	-	-	-	-	-	(15,919.32)	
Add: AR > 30 Days (Previous Month)	-	-	-	5,698.71	4,178.74	1,927.87	1,932.00	-	-	-	-	-	13,737.32	
Net Month Over Month Change in AR	-	-	(5,698.71)	1,519.97	2,250.87	(4.13)	(250.00)	-	-	-	-	-	(2,182.00)	
Net Monthly Parking Distribution	\$ 36,961.98	\$ 34,595.74	\$ 27,294.80	\$ 35,354.31	\$ 35,800.78	\$ 35,963.15	\$ 36,577.44	\$ -	\$ -	\$ -	\$ -	\$ -	\$ 242,548.20	

2020 Consolidated Revenue Report

For the Seven Months Ending July 31st, 2020:

	ND4001 Civic Center Ramp	ND4006 NP Avenue Lot	ND4007 GTC Ramp	ND4008 4th Street Lot	ND4009 3rd Street Lot	ND4010 Main Avenue Lot	ND4011 Island Park Ramp	ND4012 7th Street Lot	Year to Date Totals	Prior Year Totals
Monthly Parking Revenue	158,802.18	52,267.29	121,143.75	101,478.62	95,560.00	28,210.00	65,218.49	4,611.79	627,292.12	665,206
Transient Revenue	14,556.00	2,426.00	-	-	-	-	-	-	16,982.00	44,043
Pay by Phone	1.35	5,491.05	-	-	-	-	-	-	5,492.40	3,409
Validation Revenue	16,954.00	697.00	-	-	-	-	-	-	17,651.00	39,089
Validation Revenue - Radisson	-	-	-	-	-	-	-	-	-	-
Violation Revenue	691.00	4,822.00	245.00	1,131.00	346.00	44.00	759.00	194.00	8,232.00	100,137
Event Revenue	-	-	-	-	-	-	-	-	-	3,234
Gross Revenue	\$ 191,004.53	\$ 65,703.34	\$ 121,388.75	\$ 102,609.62	\$ 95,906.00	\$ 28,254.00	\$ 65,977.49	\$ 4,805.79	\$ 675,649.52	855,118
Credit Card Fees	(929.15)	(1,791.64)	(233.35)	(9.29)	(156.95)	(38.54)	(423.64)	(66.79)	(3,649.35)	(4,979)
Sales Tax	-	-	-	-	-	-	-	-	-	-
Special Event Payroll	-	-	-	-	-	-	-	-	-	-
Enforcement Payroll	-	(10,315.48)	-	(12,449.73)	(10,315.48)	(5,335.59)	(28,456.54)	(1,209.86)	(68,082.68)	(48,848)
Passport Fees	(315.00)	(2,916.49)	(108.00)	(548.40)	(168.40)	(21.60)	(347.60)	(95.60)	(4,521.09)	(50,683)
Management Fee	(40,699.25)	(18,232.01)	(34,651.62)	(18,232.01)	(18,232.01)	(18,232.01)	(34,651.62)	(12,556.80)	(195,487.33)	(184,427)
City Expenses:	-	-	-	-	-	-	-	-	-	-
Schindler Elevator	-	-	-	-	-	-	-	-	-	(554)
Glacier Snow	(287.49)	(11,347.00)	(212.74)	(201.24)	(166.74)	(86.25)	(459.98)	(29.90)	(12,791.34)	(12,941)
The LockShop	-	-	-	-	-	-	-	-	-	(223)
Sentry Security	-	-	-	-	-	-	-	-	-	(119)
Summit Companies	-	(4,415.00)	-	-	-	-	-	-	(4,415.00)	(52)
The CMI Group	-	-	-	-	-	-	-	-	-	(205)
Overhead Door Co.	-	-	(683.00)	(131.25)	-	-	-	-	(814.25)	(1,669)
Grotberg Electric INC	-	-	-	-	-	-	-	-	-	(1,045)
Tapco	(600.00)	-	-	-	-	-	-	-	(600.00)	(51)
Moorhead Electric	-	-	-	-	-	-	(2,661.80)	-	(2,661.80)	(1,341)
Patrol Scooter Expenses	(121.92)	(70.71)	(90.22)	(85.34)	(70.71)	(36.58)	(195.06)	-	(670.54)	-
TeamLogicIT	(156.25)	-	-	-	-	-	-	-	(156.25)	-
GTC Office Lease	-	-	840.00	-	-	-	-	-	840.00	840
Total Adjustments	(43,109.06)	(49,088.33)	(35,138.93)	(31,657.26)	(29,110.29)	(23,750.57)	(67,196.24)	(13,958.95)	(293,009.63)	(306,298)
Service Permit Revenue	-	451.02	-	-	-	-	-	-	451.02	150
DRP3 Revenue	-	-	-	-	-	-	-	-	-	50
Net Operating Income	\$ 147,895.47	\$ 17,066.03	\$ 86,249.82	\$ 70,952.36	\$ 66,795.71	\$ 4,503.43	\$ (1,218.75)	\$ (9,153.16)	\$ 383,090.91	549,020



ND4001 - ND4013 City of Fargo

Paris AR Aging Report - July 2020

Location ID	Lot Name	30 Days	60 Days	90 Days	Total Due
ND4001	Civic Center Ramp	\$9,976.00	\$2,517.00	\$3,860.00	\$16,353.00
ND4006	NP Avenue Lot	\$0.00	\$0.00	\$206.25	\$206.25
ND4007	GTC Garage	\$1,197.00	\$119.00	\$2,096.00	\$3,412.00
ND4008	4th Street Lot	\$3,750.00	\$4,050.00	\$10.00	\$7,810.00
ND4009	3rd Street Lot	\$2,925.00	\$0.00	\$300.00	\$3,225.00
ND4010	Main Avenue Lot	\$124.00	\$0.00	\$0.00	\$124.00
ND4011	Island Park Ramp	\$0.00	\$0.00	\$12.00	\$12.00
ND4012	7th Street North	\$45.00	\$45.00	\$90.00	\$180.00
ND4013	Roberts Commons Garage	\$1,166.00	\$380.00	\$636.00	\$2,182.00
TOTALS:		\$19,183.00	\$7,111.00	\$7,210.25	\$33,504.25

Portfolio	30 Days	60 Days	90 Days	Total Due
City of Fargo (4001-4012)	\$18,017.00	\$6,731.00	\$6,574.25	\$31,322.25
Roberts Commons (4013)	\$1,166.00	\$380.00	\$636.00	\$2,182.00
TOTALS:	\$19,183.00	\$7,111.00	\$7,210.25	\$33,504.25

ND4001

Civic Center Ramp



Paris AR Aging Report - July 2020

Account ID	Account Name	30 Days	60 Days	90 Days	Total Due
ND000005	Hotel Donaldson	\$222.00	\$18.00	\$0.00	\$240.00
ND000007	Packet Digital	\$0.00	\$2,438.00	\$2270.00	\$4,708.00
ND000010	Radisson Hotel	\$1,484.00	\$0.00	\$1484.00	\$2,968.00
ND000011	Sanford Health	\$8,056.00	\$0.00	\$0.00	\$8,056.00
ND000282	Sanford Health Validations	\$36.00	\$45.00	\$0.00	\$81.00
ND000403	Emerging Prairie	\$0.00	\$0.00	\$106.00	\$106.00
ND000433	Radisson Event-Validation	\$162.00	\$0.00	\$0.00	\$162.00
ND000434	Radisson Employee	\$16.00	\$16.00	\$0.00	\$32.00
TOTALS:		\$9,976.00	\$2,517.00	\$3,860.00	\$16,353.00

ND4006

NP Avenue Lot



Paris AR Aging Report - July 2020

Account ID	Account Name	30 Days	60 Days	90 Days	Total Due
ND000094	HDR %Carla Schwebach	\$0.00	\$0.00	\$180.00	\$180.00
ND000358	McGough Construction	\$0.00	\$0.00	\$26.25	\$26.25
TOTALS:		\$0.00	\$0.00	\$206.25	\$206.25

ND4007

GTC Ramp



Paris AR Aging Report - July 2020

Account ID	Account Name	30 Days	60 Days	90 Days	Total Due
ND000190	Tom Heilman	\$0.00	\$0.00	\$162.00	\$162.00
ND000194	Mark Johnson	\$9.00	\$0.00	\$0.00	\$9.00
ND000204	Tony Luz	\$0.00	\$0.00	\$54.00	\$54.00
ND000214	Presidio Property Trust Inc.	\$1089.00	\$20.00	\$1,348.00	\$2,457.00
ND000224	Michael Sjothum	\$99.00	\$99.00	\$20.00	\$218.00
ND000722	TAT Fargo Satellite	\$0.00	\$0.00	\$512.00	\$512.00
TOTALS:		\$1,197.00	\$119.00	\$2,096.00	\$3,412.00

ND4008

4th Street Lot



Paris AR Aging Report - July 2020

Account ID	Account Name	30 Days	60 Days	90 Days	Total Due
ND000138	Family Healthcare Center	\$0.00	\$300.00	\$0.00	\$300.00
ND000274	Atos Restaurant Technology	\$3750.00	\$3750.00	\$0.00	\$7,500.00
ND000618	Glacier Snow	\$0.00	\$0.00	\$10.00	\$10.00
TOTALS:		\$3,750.00	\$4,050.00	\$10.00	\$7,810.00

ND4009

3rd Street Lot



Paris AR Aging Report - July 2020

Account ID	Account Name	30 Days	60 Days	90 Days	Total Due
ND000100	Ameripride Services Inc	\$2925.00	\$0.00	\$0.00	\$2,925.00
ND000366	Revel Digital	\$0.00	\$0.00	\$300.00	\$300.00
TOTALS:		\$2,925.00	\$0.00	\$300.00	\$3,225.00

ND4010 Main Avenue Lot



Paris AR Aging Report - July 2020

Account ID	Account Name	30 Days	60 Days	90 Days	Total Due
ND000715	Spotlight Media	\$124.00	\$0.00	\$0.00	\$124.00
TOTALS:		\$124.00	\$0.00	\$0.00	\$124.00

ND4011 Island Park Ramp



Paris AR Aging Report - July 2020

Account ID	Account Name	30 Days	60 Days	90 Days	Total Due
ND000621	Brice Powell	\$0.00	\$0.00	\$12.00	\$12.00
TOTALS:		\$0.00	\$0.00	\$12.00	\$12.00

ND4012 7th Street North



Paris AR Aging Report - July 2020

Account ID	Account Name	30 Days	60 Days	90 Days	Total Due
ND000197	Miles Martine	\$45.00	\$0.00	\$0.00	\$45.00
ND000554	Edward Jones	\$0.00	\$45.00	\$90.00	\$135.00
TOTALS:		\$45.00	\$45.00	\$90.00	\$180.00

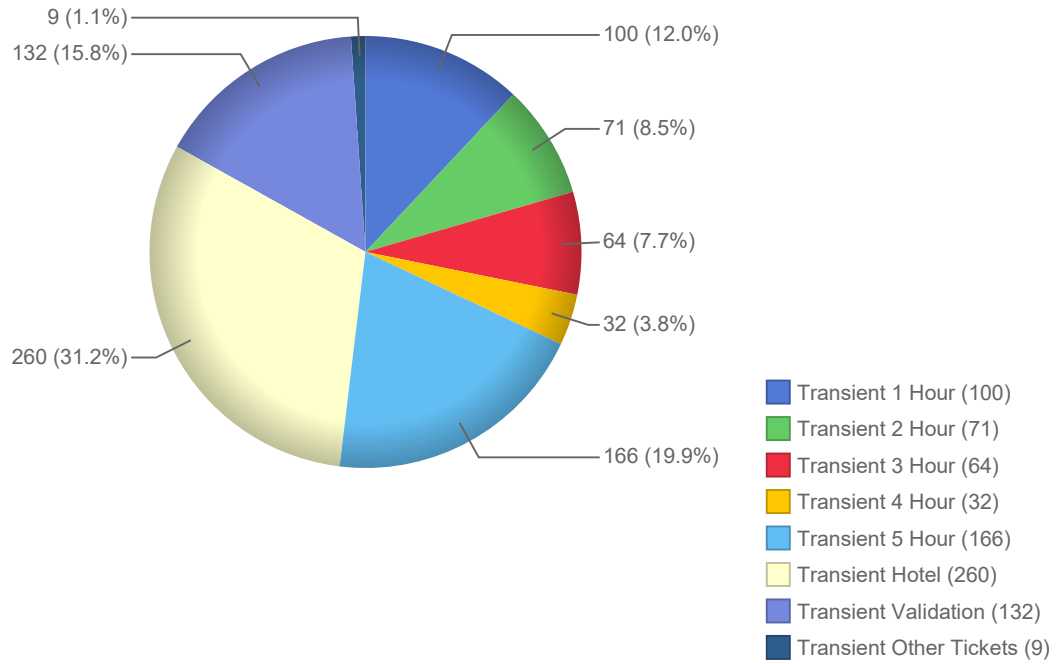
ND4013 Roberts Commons



Paris AR Aging Report - July 2020

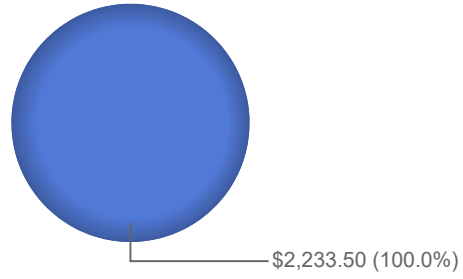
Account ID	Account Name	30 Days	60 Days	90 Days	Total Due
ND000032	Sanford Health	\$424.00	\$0.00	\$0.00	\$424.00
ND000140	Packet Digital	\$0.00	\$168.00	\$212.00	\$380.00
ND000395	David Morreau	\$0.00	\$106.00	\$318.00	\$424.00
ND000421	US Probation Office	\$106.00	\$0.00	\$0.00	\$106.00
ND000655	Creeonna Davis	\$106.00	\$0.00	\$0.00	\$106.00
ND000681	Ryan Gapp	\$106.00	\$106.00	\$106.00	\$318.00
ND000758	US Attorneys Office	\$424.00	\$0.00	\$0.00	\$424.00
TOTALS:		\$1,166.00	\$380.00	\$636.00	\$2,182.00

Civic Ramp - Ticket Count Breakdown
7/1/2020 to 7/31/2020, 834 Tickets Cashiered



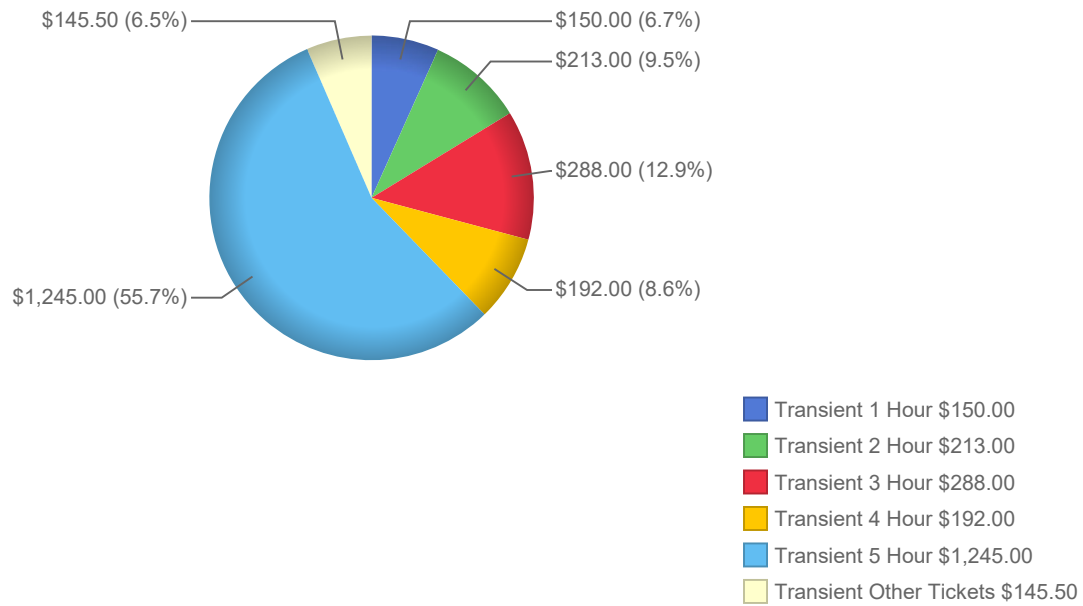
Printed 8/13/2020

Civic Ramp - Receipts Breakdown
7/1/2020 to 7/31/2020



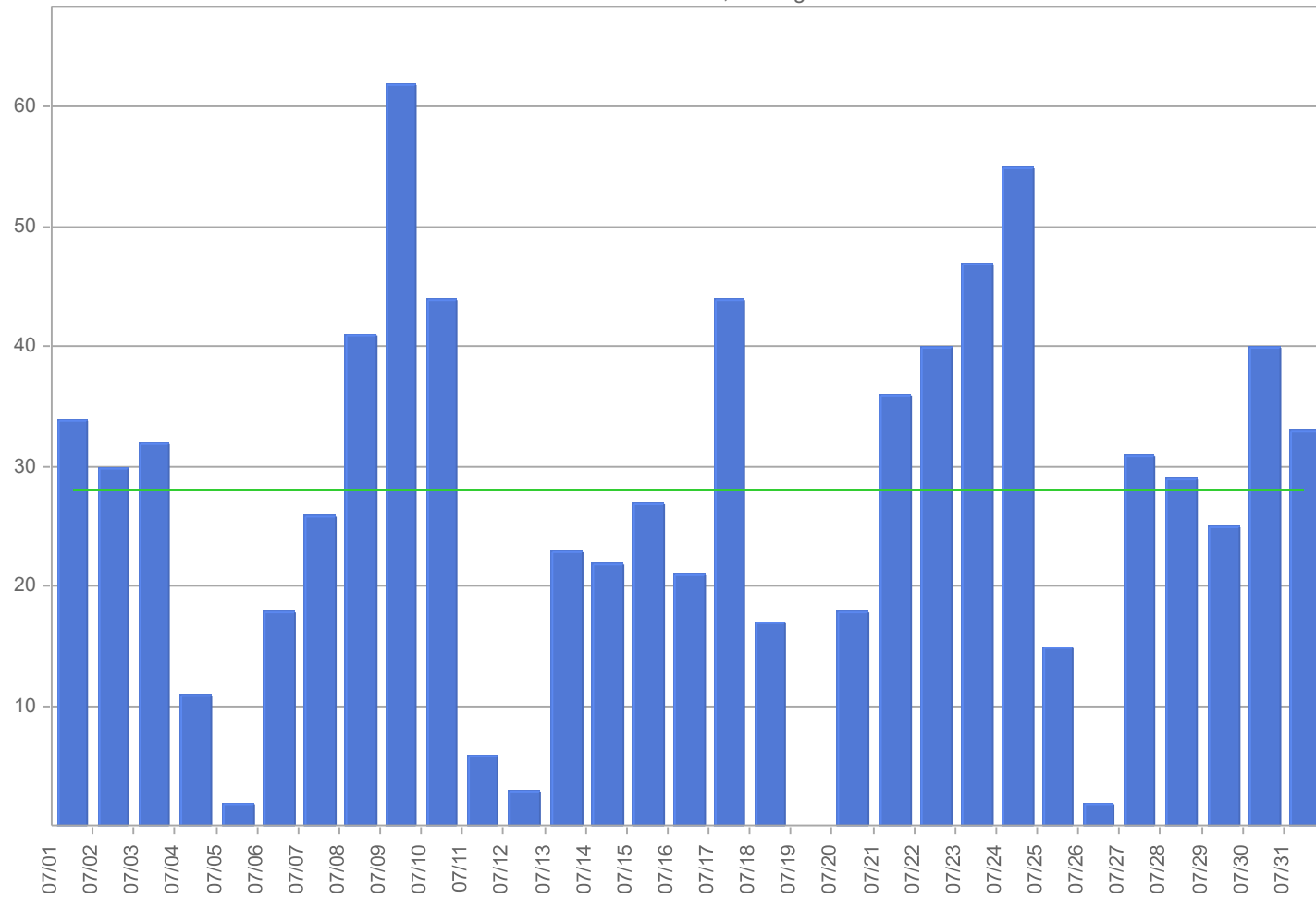
■ Credit Card Receipts \$2,233.50

Civic Ramp - Ticket Value Breakdown
7/1/2020 to 7/31/2020, Total Ticket Value is \$2,233.50



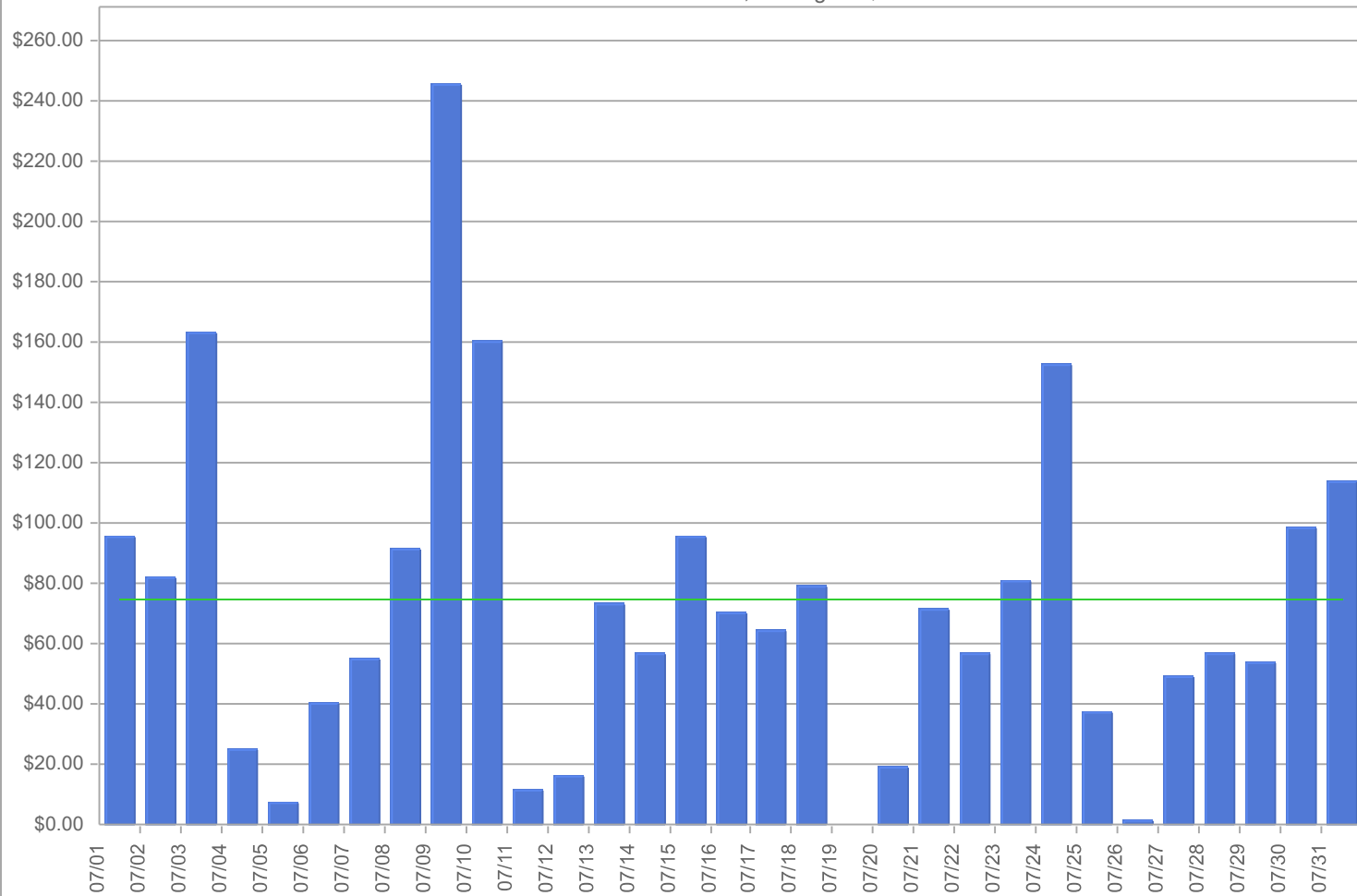
Printed 8/13/2020

Civic Ramp - Tickets Cashiered by Day
7/1/2020 to 7/31/2020, Average is 28



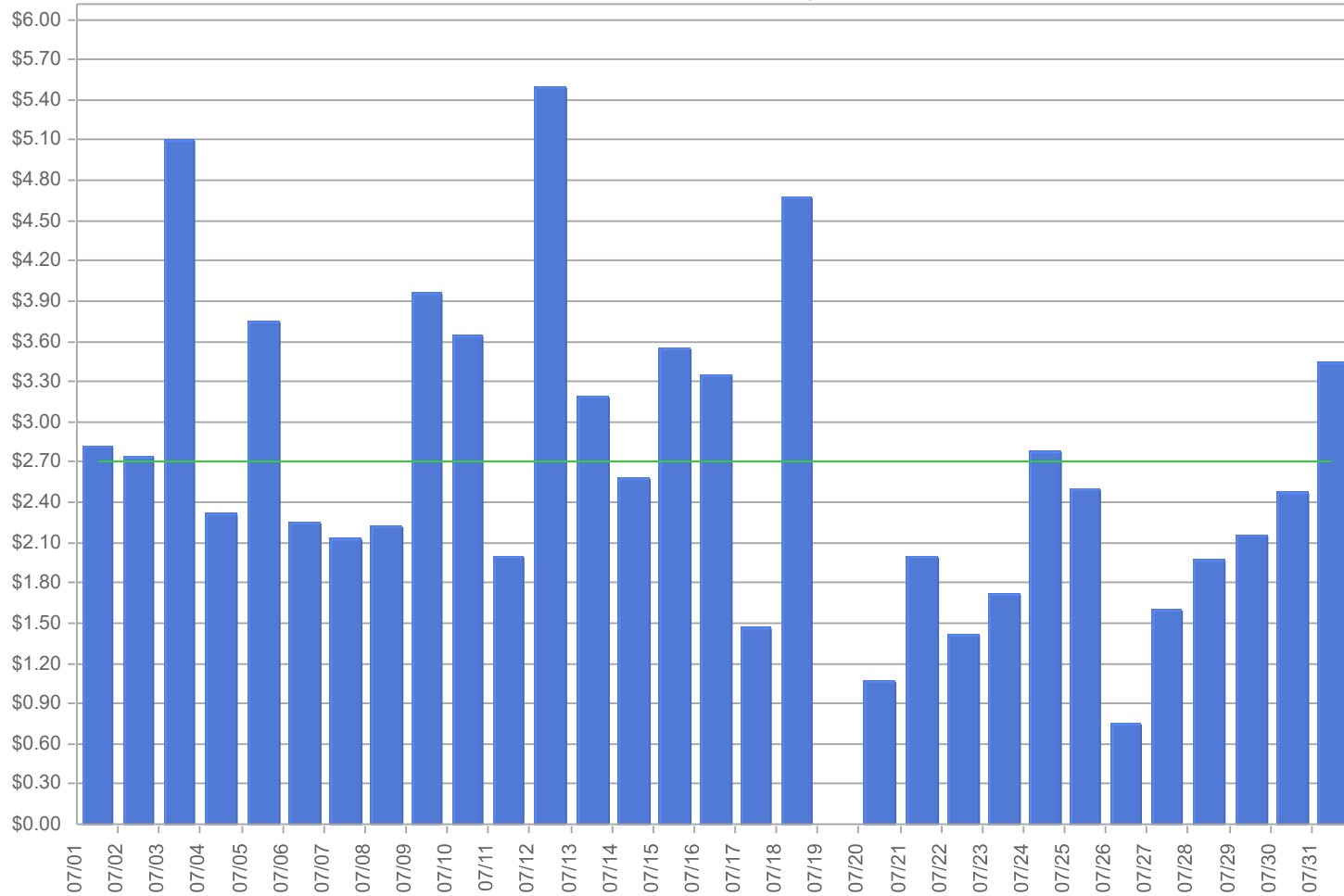
Printed 8/13/2020

Civic Ramp - Total Ticket Values by Day
7/1/2020 to 7/31/2020, Average is \$74.45



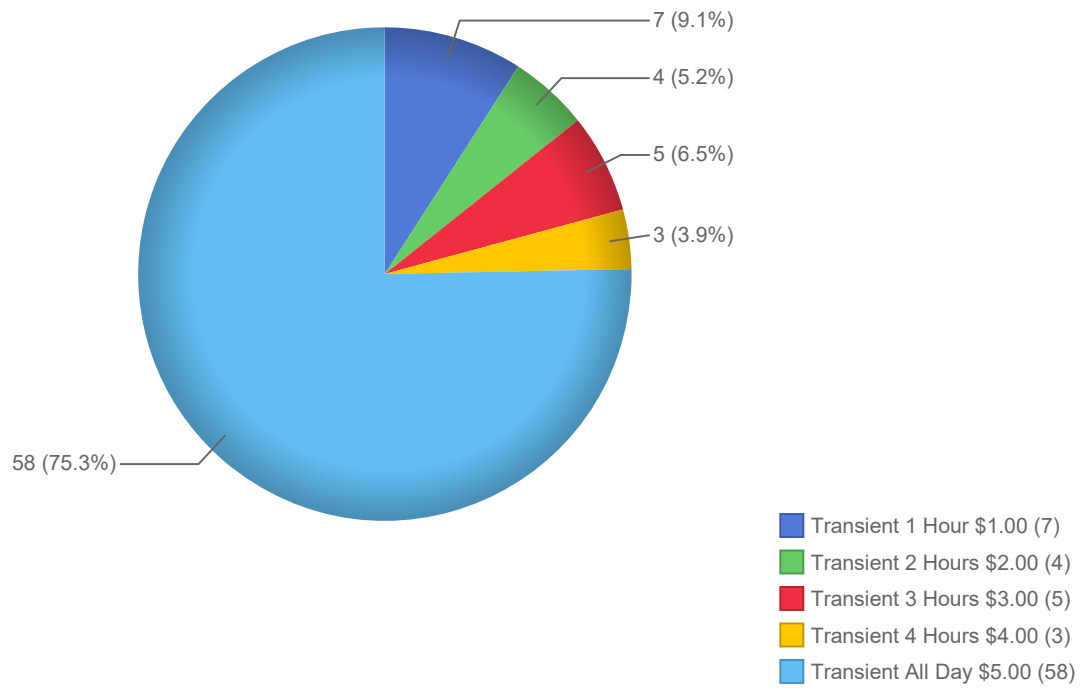
Printed 8/13/2020

Civic Ramp - Average Ticket Value by Day
7/1/2020 to 7/31/2020, Average is \$2.71



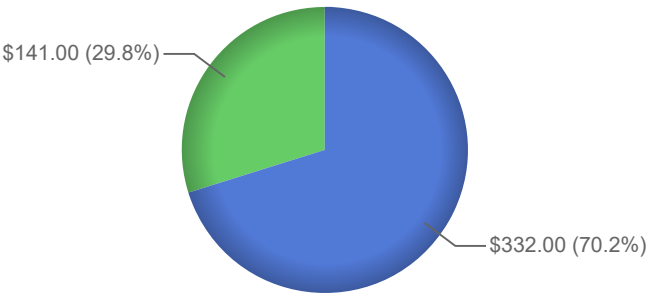
Printed 8/13/2020

NP Ave Lot - Ticket Count Breakdown
7/1/2020 to 7/31/2020, 77 Tickets Cashiered

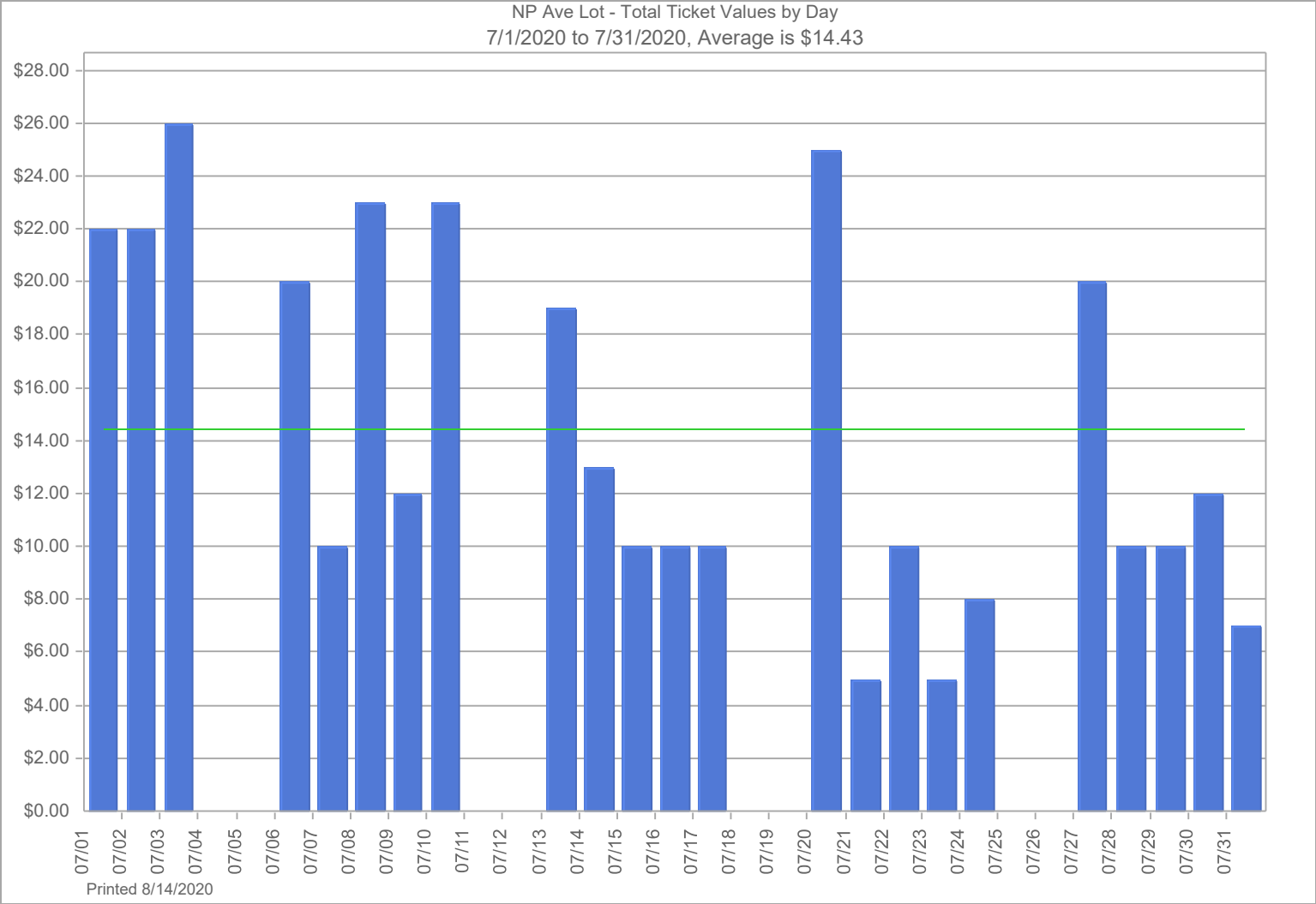


Printed 8/14/2020

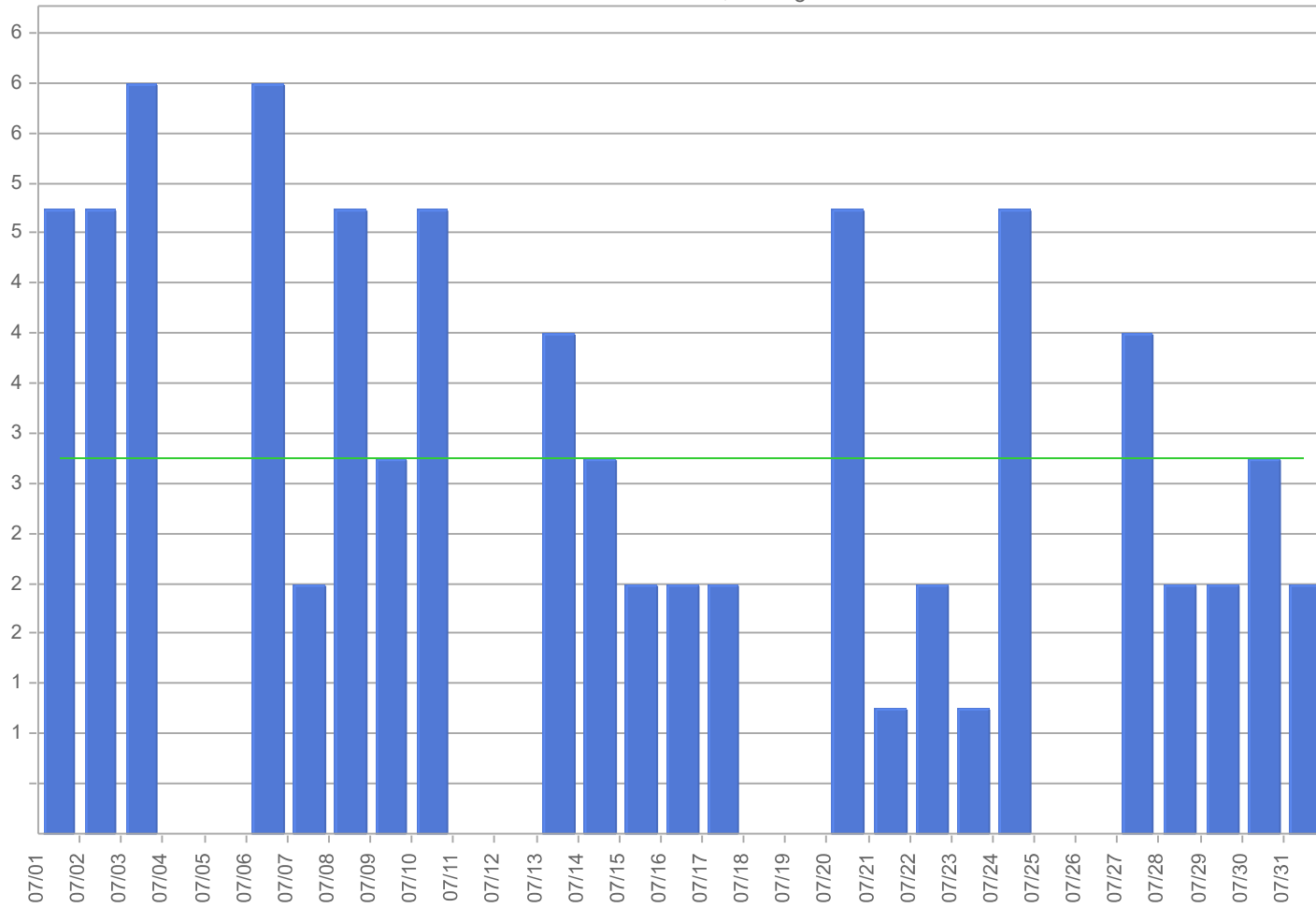
NP Ave Lot - Receipts Breakdown
7/1/2020 to 7/31/2020



- Credit Card Receipts \$332.00
- Cash/Checks Deposited \$141.00

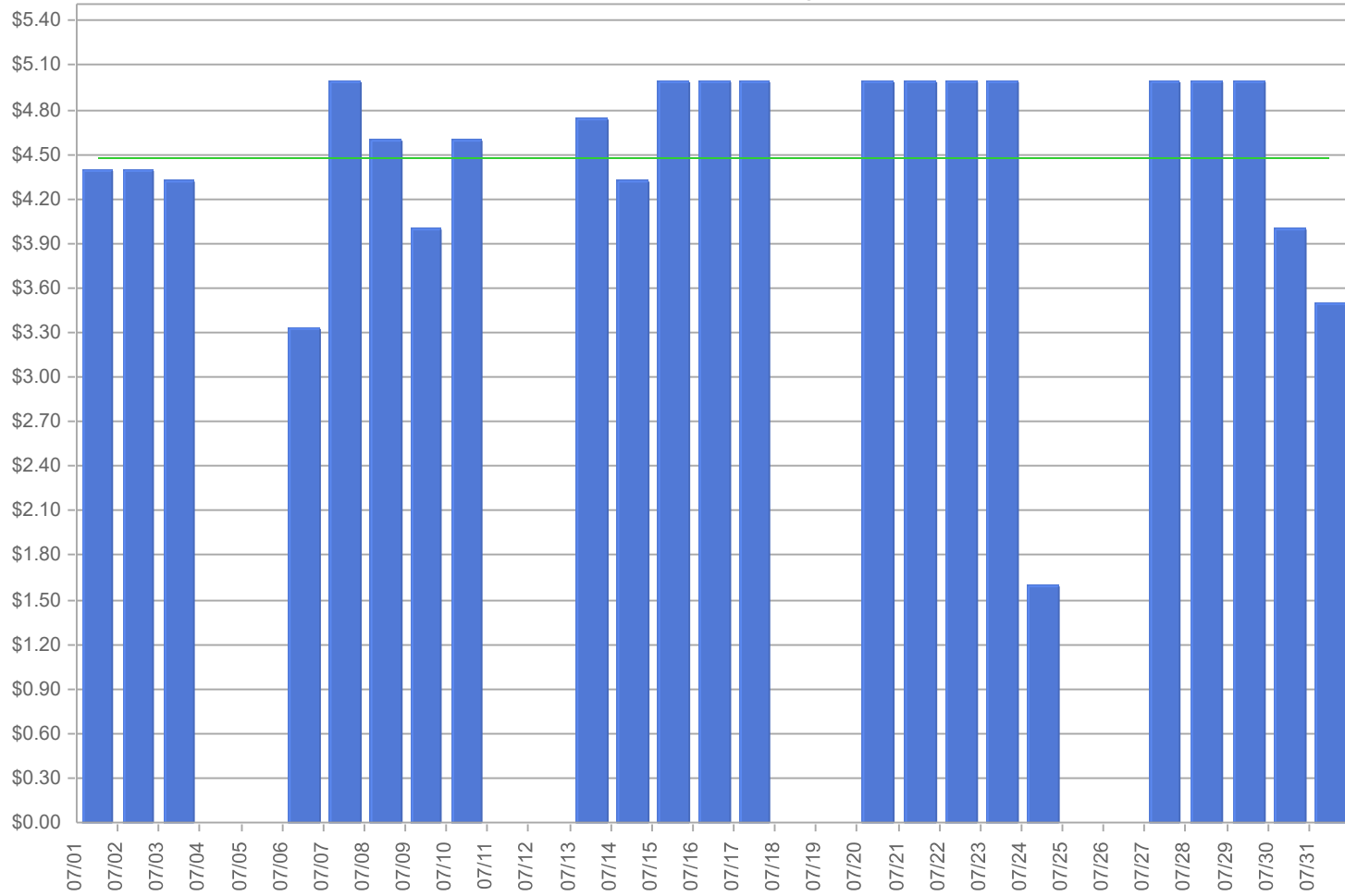


NP Ave Lot - Tickets Cashiered by Day
7/1/2020 to 7/31/2020, Average is 3



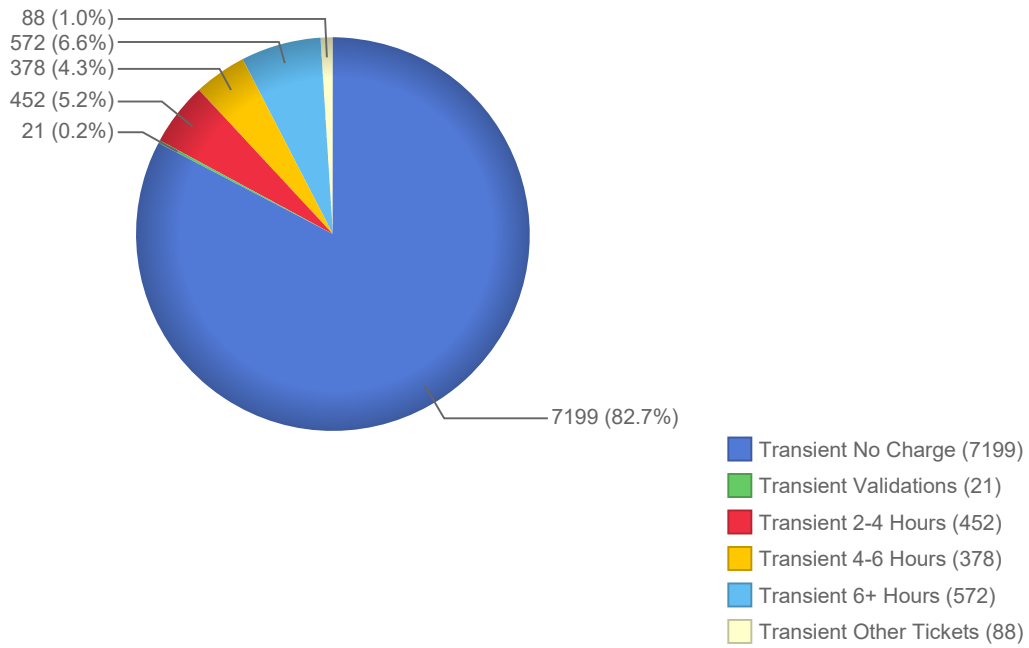
Printed 8/14/2020

NP Ave Lot - Average Ticket Value by Day
7/1/2020 to 7/31/2020, Average is \$4.47

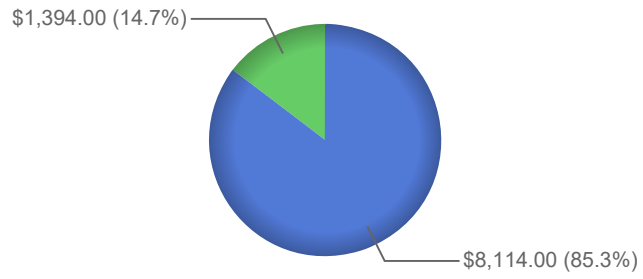


Printed 8/14/2020

Roberts Commons - Ticket Count Breakdown
7/1/2020 to 7/31/2020, 8710 Tickets Cashiered

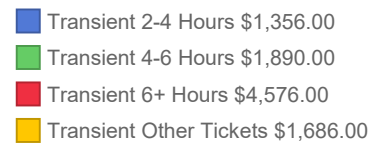
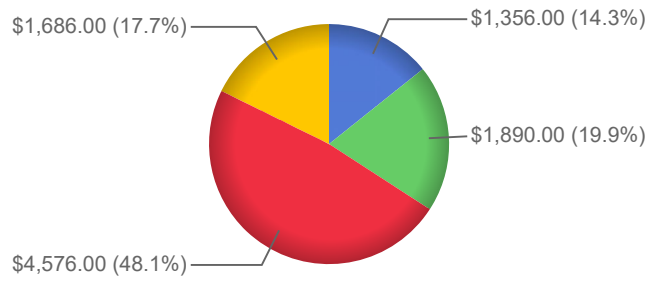


Roberts Commons - Receipts Breakdown
7/1/2020 to 7/31/2020

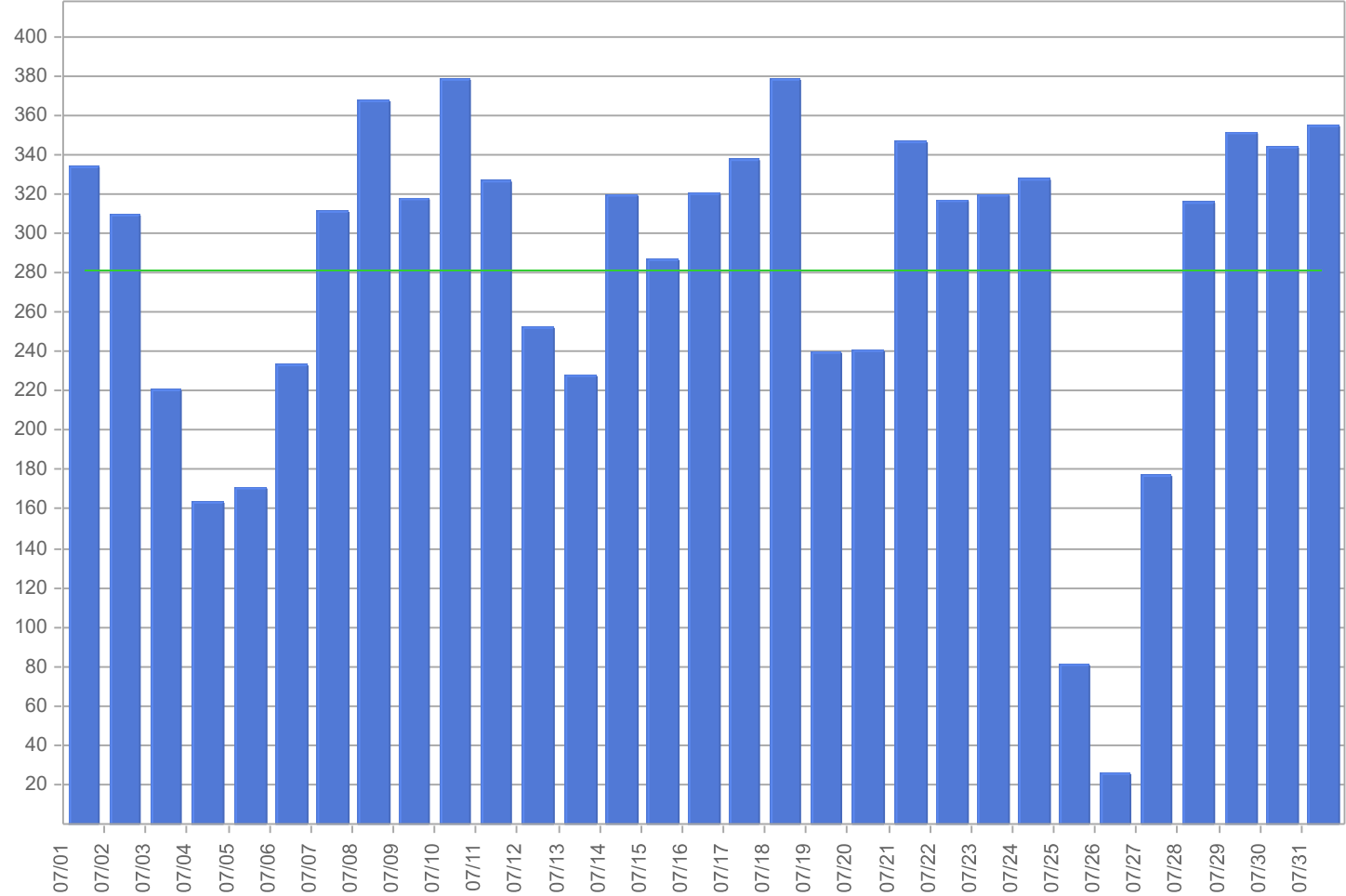


- Credit Card Receipts \$8,114.00
- Cash/Checks Deposited \$1,394.00

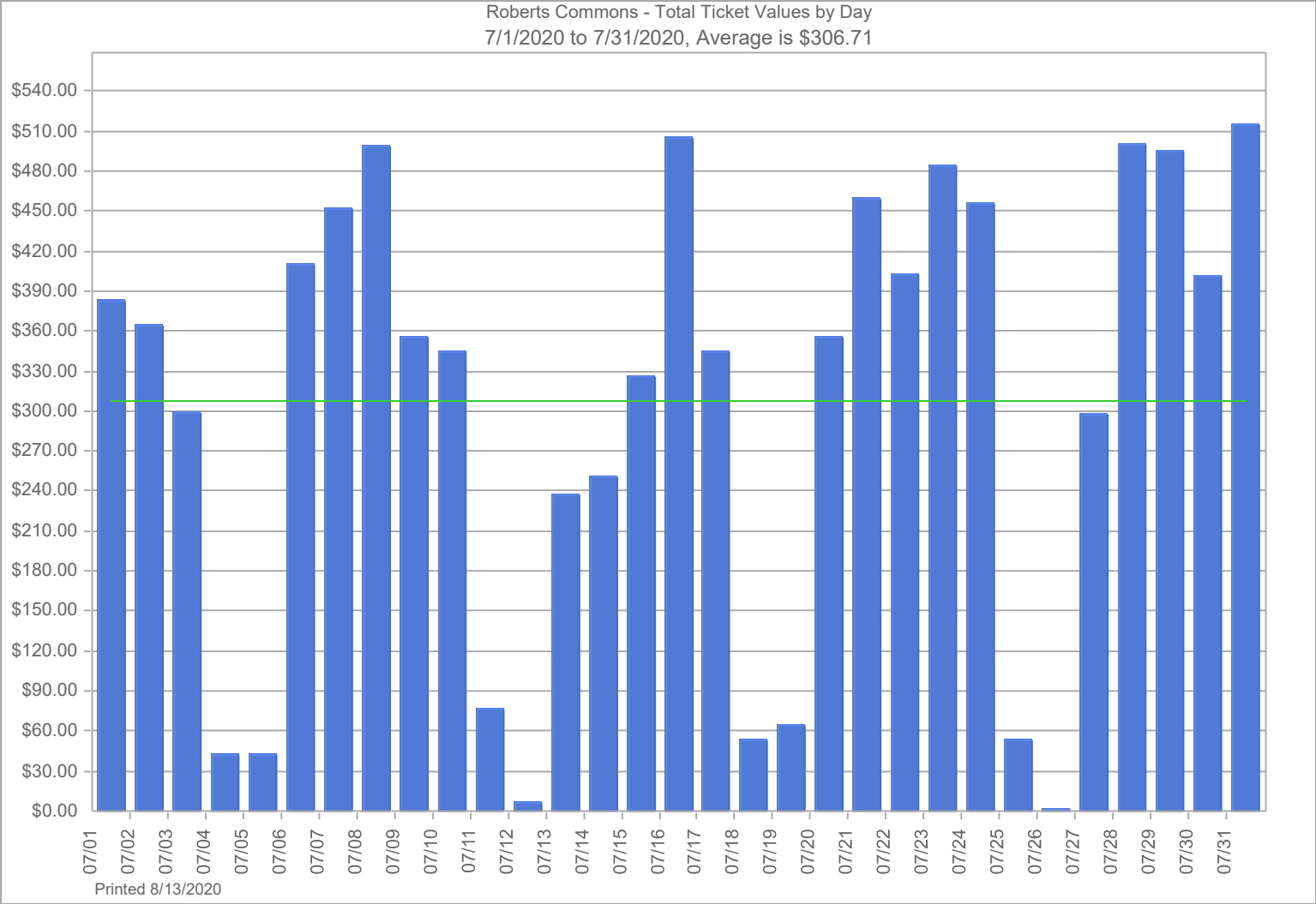
Roberts Commons - Ticket Value Breakdown
7/1/2020 to 7/31/2020, Total Ticket Value is \$9,508.00



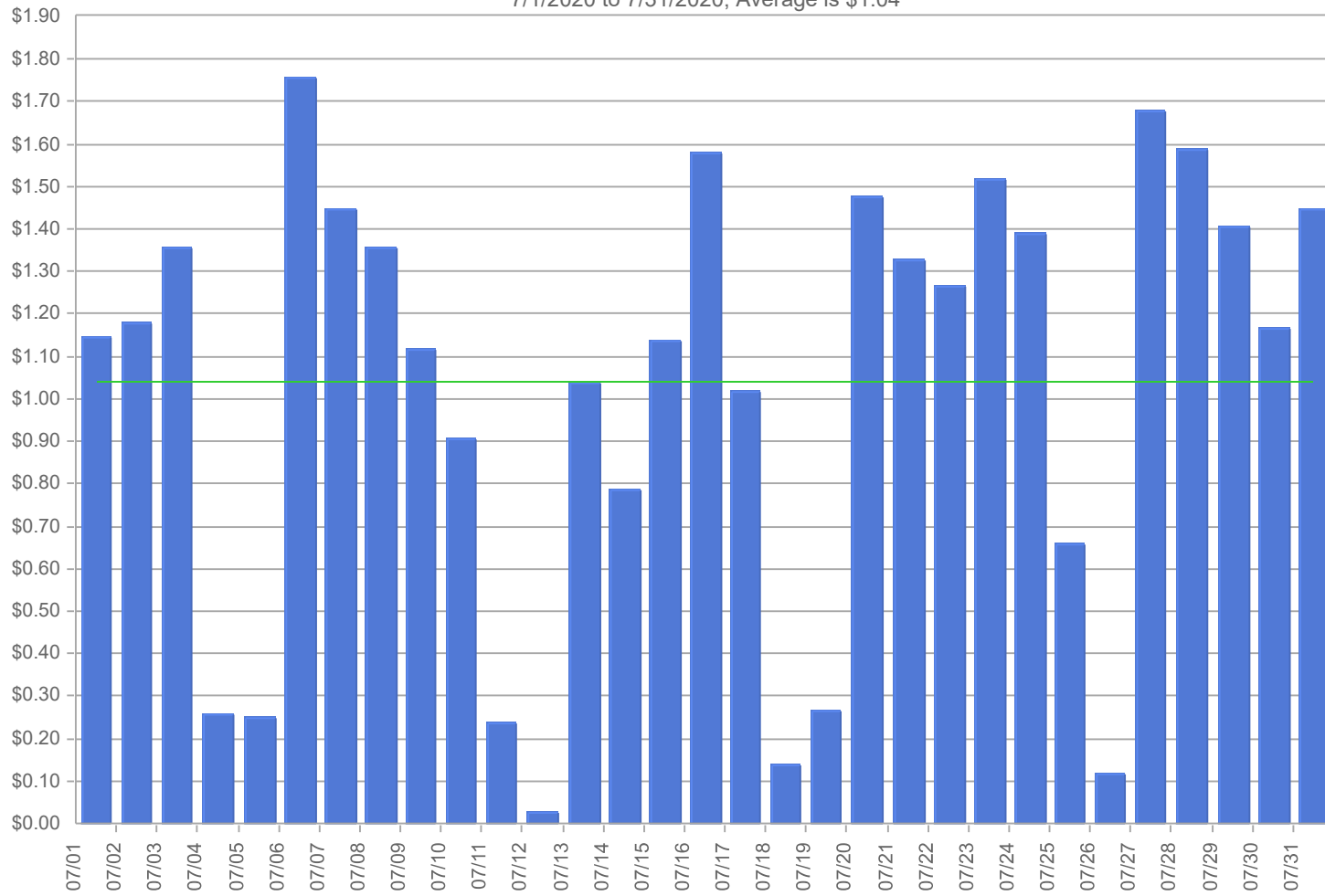
Roberts Commons - Tickets Cashiered by Day
7/1/2020 to 7/31/2020, Average is 281



Printed 8/13/2020



Roberts Commons - Average Ticket Value by Day
7/1/2020 to 7/31/2020, Average is \$1.04



Printed 8/13/2020



MEMORANDUM

TO: PARKING COMMISSION MEMBERS

**FROM: Mark Williams, Assistant Director of Planning & Development
Maggie Squyer, Assistant Planner**

DATE: AUGUST 25, 2020

RE: Mercantile Daily Parking Rates Recommendation

Monthly rates for city-owned parking facilities were approved for the years of 2020-2021 at the October 2019 Parking Commission meeting. According to the approved chart, the monthly cost of parking at the Mercantile Garage when it comes online in the Fall of 2020 is \$106.

Daily parking rates for the Mercantile Garage are not finalized. After consulting with Interstate Parking, Planning Staff recommends following the same fee structure as the Civic Center Ramp. Under the proposed fee structure, patrons would be charged \$1.50 per hour, beginning immediately upon entry. There would be no free two-hour parking. All-Day parking (parking for longer than 6 hours) would be capped at \$8.00. Free parking in the Mercantile Garage would be available on evenings between 5:00pm and 8:00am and on weekends.

Mercantile Garage

410 5th Street North

Monthly Rate: \$106.00

Daily Rate:

\$1.50 / Hour

\$8.00 All-Day

Free evenings 5 PM – 8 AM & Weekends

Item 4

		<u>2019</u>	<u>January, 1 2020</u>	<u>Fall, 2020</u>
Roberts Commons - Reserved	\$	130	\$ 140	\$ 150
Roberts Commons - General	\$	106	\$ 106	\$ 129
Civic Ramp (Radisson)	\$	106	\$ 106	\$ 129
GTC Garage	\$	93	\$ 99	\$ 106
Mercantile Garage		n/a	n/a	\$ 106
NP Avenue Lot	\$	81	\$ 90	\$ 99
4th Street Lot	\$	70	\$ 75	\$ 75
3rd Street Lot	\$	75	\$ 75	\$ 75
Main Avenue Lot	\$	62	\$ 62	\$ 62
Island Park Ramp	\$	59	\$ 60	\$ 60

Rate Increases are highlighted in Green