

# **CHARGE** *into Fire Safety™*

911 and 2 Ways Out



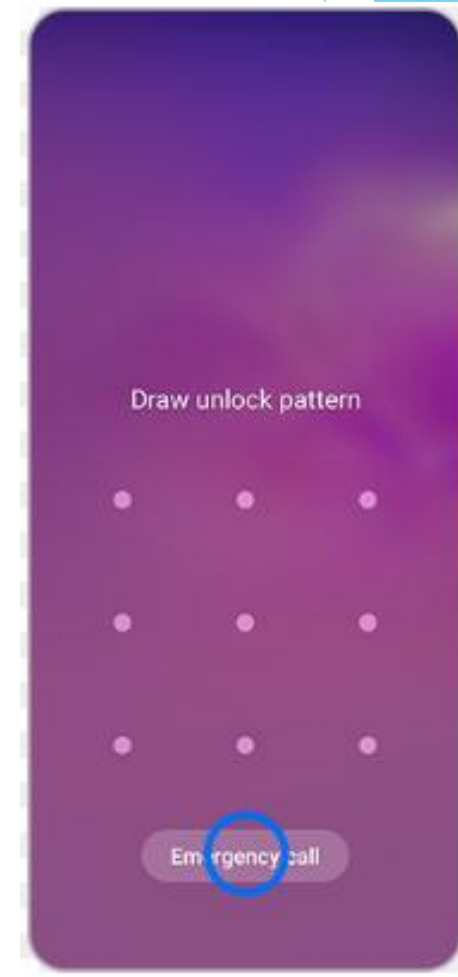
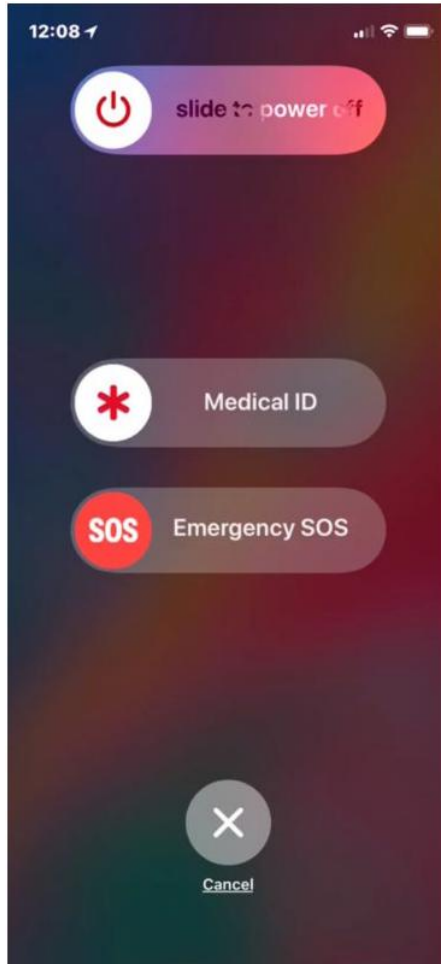
# Review

- ▶ What is an exit?
- ▶ How can you find an exit?
- ▶ Where are some good places for smoke alarms?
- ▶ Which way do heat, smoke, and fire go?
- ▶ Which way should people go?

# Emergency

- ▶ What is an emergency?
  - ▶ When you need help and it cannot wait!
- ▶ If you have an emergency, who do you need help from?
  - ▶ Fire
  - ▶ Police
  - ▶ Ambulance
- ▶ What number should you call if you have an emergency?
  - ▶ **911**
- ▶ What should you say when you call 911?
  - ▶ Name
  - ▶ Address
  - ▶ Problem

# How do you dial 911 if the screen is locked?

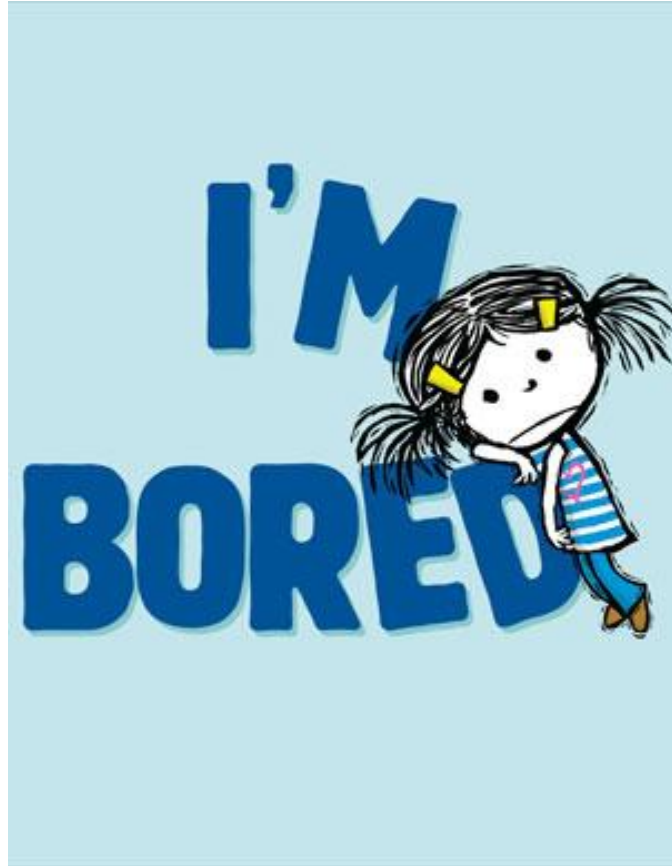


# Game Time

Emergency or NOT?

Who do you need help from?

Fire, Police, or Ambulance



**NO!**



**Y  
E  
S  
!**

# Who do you need?





**Y  
E  
S  
!**

Who do you need?





**YES!**

Who do you need?





**NO!**



**YES!**

Who do you need?





**NO!**

# Will you know what to do in a fire emergency?

- ▶ Make a Plan with your family!
  - ▶ Home Escape Plan
  - ▶ 2 Ways Out
  - ▶ Safe Meeting Place

# Home Escape Plan

- ▶ Know your escape paths.
- ▶ Where is your safe meeting place?
- ▶ Can you operate your doors and windows?
- ▶ Check your smoke alarms.
- ▶ Always have 2 ways out!!

## 2 Ways Out

- ▶ What does “2 ways out mean”?
- ▶ What can be used as a way out?
  - Doors?
  - Windows?
- ▶ Do you know 2 ways out?
  - ▶ Of your home?
  - ▶ Of your bedroom?
  - ▶ Of your living room?
- ▶ Have a home escape plan and practice it!

# Practice 2 Ways Out

- ▶ Pretend you are asleep and wake up to the smoke alarms going off.
  - ▶ Close Before You Doze.
- ▶ Go to your 1st way out, the door.
  - ▶ Feel the door for heat. Feel High, Feel low.
- ▶ If it isn't safe, try your 2<sup>nd</sup> way out.
- ▶ Signal for help if you cannot get out.
  - ▶ Balcony or window on the 2<sup>nd</sup> or 3<sup>rd</sup> floor.
- ▶ Go to your family's safe meeting place.

# Meeting Place



# Where can you find Lithium-Ion Batteries?

- ▶ Tablets/computer
- ▶ Cell phone
- ▶ Headphones
- ▶ Toys
- ▶ Remote Control Cars
- ▶ Drones
- ▶ E-bikes
- ▶ E-scooter
- ▶ Hoverboards

**CHARGE**  
*into Fire Safety™*

**Lithium-Ion Batteries  
in Your Home**

- Buy only listed products.
- Charge devices safely.
- Recycle batteries responsibly.

fpw.org

**NFPA**

©2015 National Fire Protection Association  
Sparky™ is a trademark of NFPA | 177625

# Safety Tips

- ▶ Always follow instructions.
- ▶ Do not charge your device under your pillow, on your bed, or on a couch.
- ▶ Do not keep charging after the device is fully charged.
- ▶ Store away from anything that can catch fire.
- ▶ Charge on a hard surface.
- ▶ Do NOT use damaged charging cables.
- ▶ Do NOT take batteries apart.
- ▶ STOP using the device if the battery smells weird, gets too hot, makes a popping noise, or changes shape or color.
  - ▶ GET AN ADULT and call 911 if you see fire.

# Review Today's Lesson

- ▶ What is an emergency?
- ▶ What number do you call in case of an emergency?
- ▶ What should you know when you call 911?
- ▶ How many ways out should you look for?
- ▶ Where can you find Lithium-Ion Batteries?

# Questions??




Resources:  
[fargond.gov](http://fargond.gov)  
[fpw.org](http://fpw.org)

**CHARGE**  
*into Fire Safety™*

**Lithium-Ion Batteries  
in Your Home**

- Buy only listed products.
- Charge devices safely.
- Recycle batteries responsibly.

Sparky the dog, a white dog with black spots, wearing a yellow firefighter's jacket and a yellow helmet with "SPARKY" written on it. He is holding a small white house with a green battery symbol on the roof. The background is a dark blue city skyline.

[fpw.org](http://fpw.org)

**NFPA**

©2015 National Fire Protection Association  
Sparky™ is a trademark of NFPA | 177625