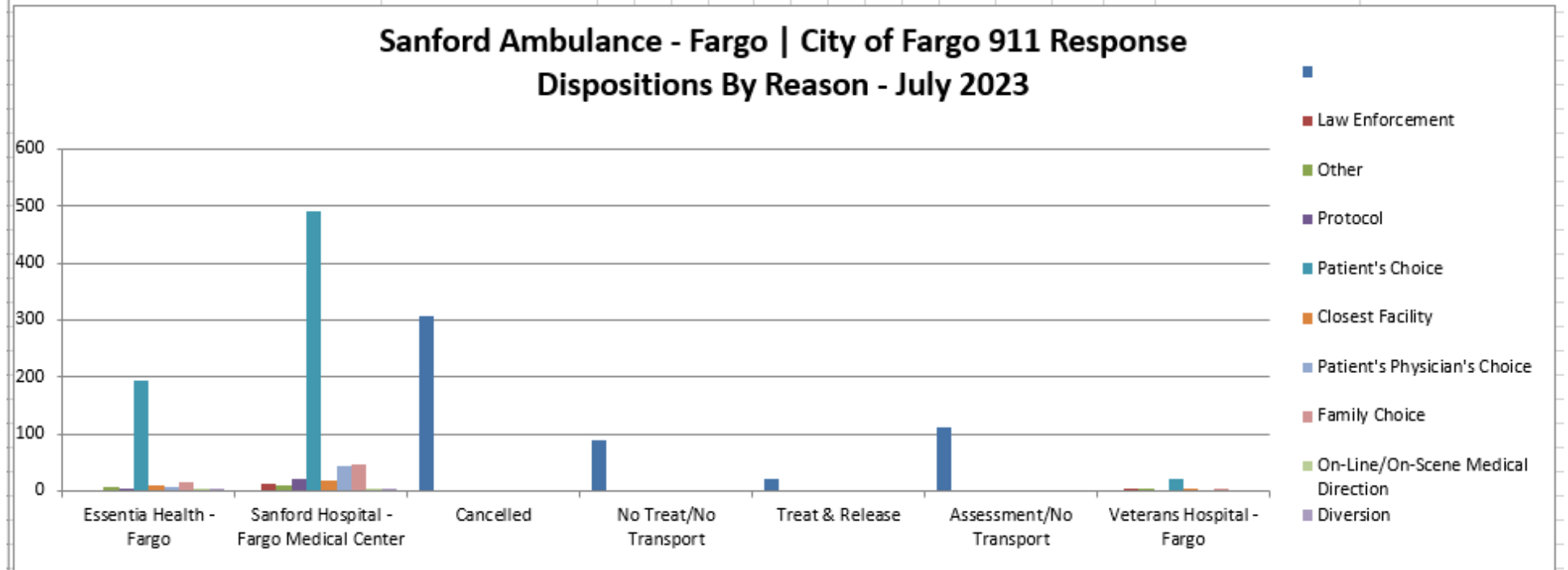
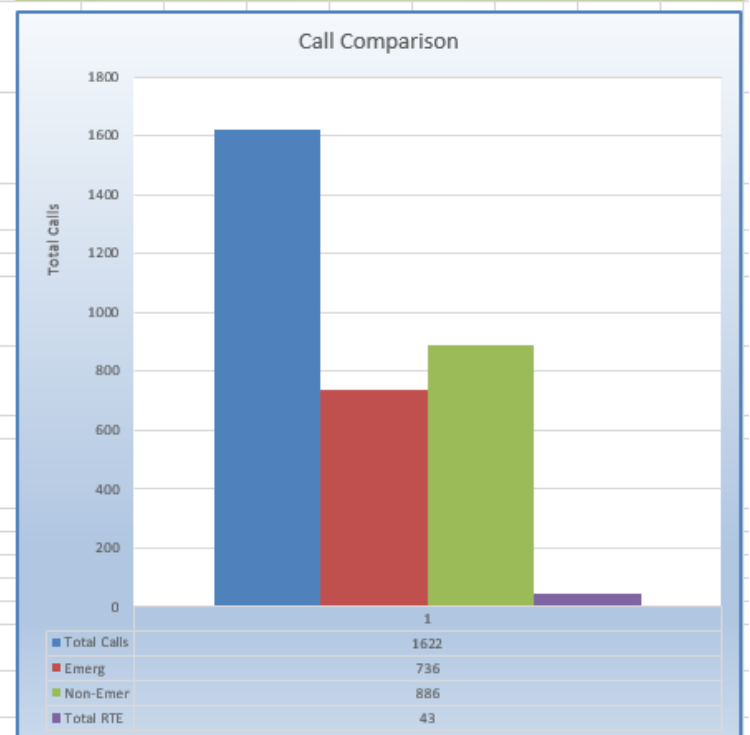
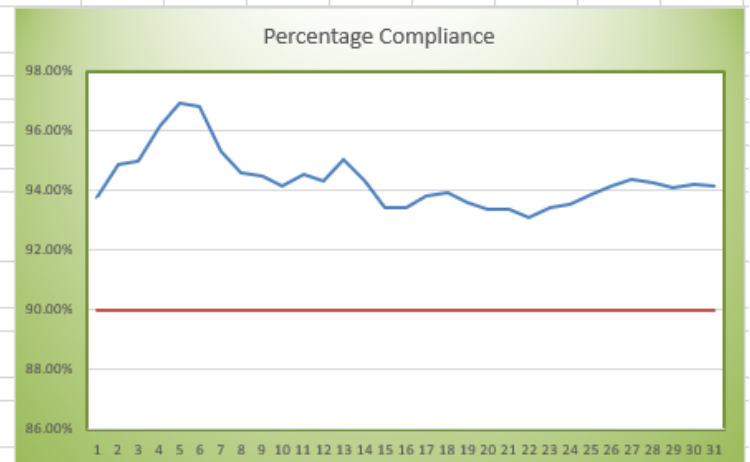


Count of Incident Number	Transported Due To										
		Law Enforcement	Other	Protocol	Patient's Choice	Closest Facility	Patient's Physician's Choice	Family Choice	On-Line/On-Scene Medical Directio	Diversion	Grand Total
Essentia Health - Fargo			7	5	195	11	7	15	1	2	243
Sanford Hospital - Fargo Medical Center		12	9	20	492	17	43	47	1	2	643
Cancelled	306										306
No Treat/No Transport	90										90
Treat & Release	20										20
Assessment/No Transport	112										112
Veterans Hospital - Fargo		1	1		21	1		1			25
Grand Total	528	13	17	25	708	29	50	63	2	4	1439

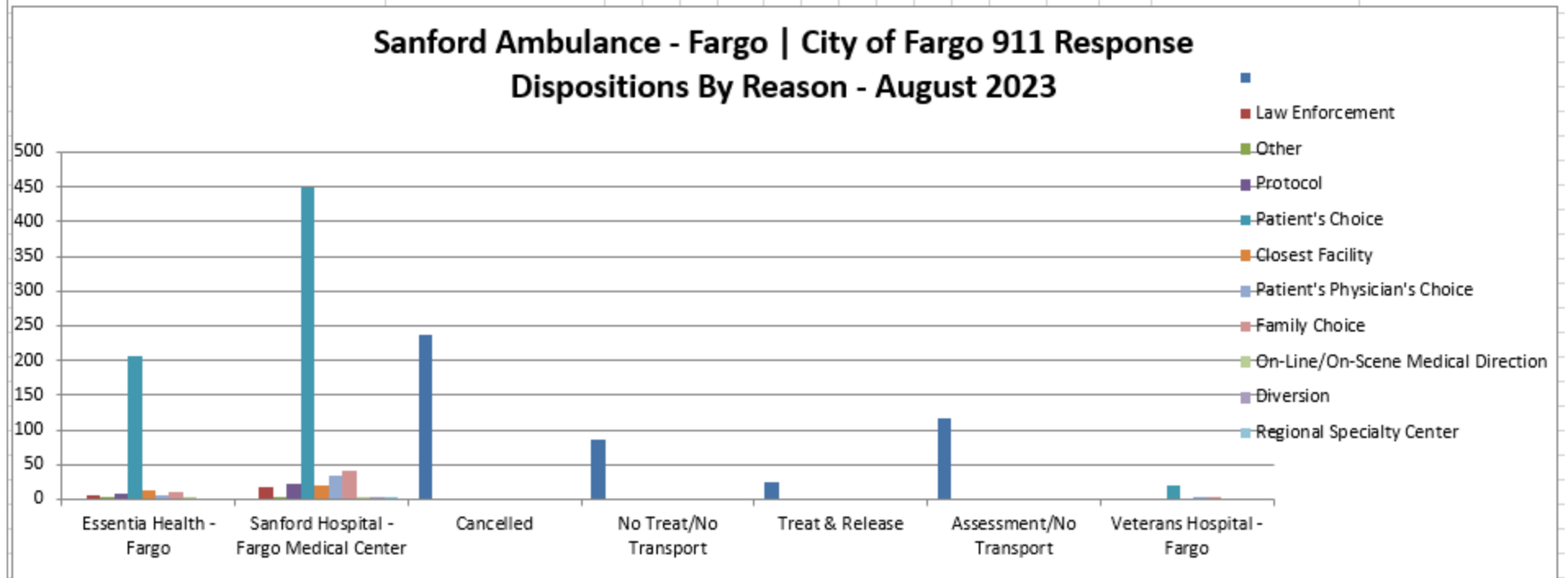


City of Fargo Response Times - July 2023

	Total Calls	Emerg	Non-Emer	Total RTE	Reason	Status	Response Time	Percentage of Compliance	Daily	Goal
1	45	16	29	1	1. Dispatch error	1.5	1. 10:42	93.75%	93.75%	90%
2	48	23	25	1	1. Reassign delay/Dist	1.4	1. 11:05	94.87%	95.65%	90%
3	43	21	22	1	1. Dispatch error	1.6	1. 9:33	95.00%	95.24%	90%
4	46	18	28	0				96.15%	100.00%	90%
5	44	20	24	0				96.94%	100.00%	90%
6	54	27	27	1	1. Distance	1.4	1. 13:31	96.80%	96.30%	90%
					1. Out of SSM	1.3	1. 14:40			
					2. Out of SSM	2.5	2. 10:33			
7	53	24	29	3	3. Out of SSM	3.6	3. 10:07	95.30%	87.50%	90%
					1. Status	1.2	1. 9:39			
8	48	18	30	2	2. Reassign delay	2.2	2. 11:59	94.61%	88.89%	90%
9	41	14	27	1	1. Distance	1.4	1. 10:57	94.48%	92.86%	90%
					1. Distance	1.4	1. 9:46			
10	45	24	21	2	2. Distance	2.6	2. 9:01	94.15%	91.67%	90%
11	47	15	32	0				94.55%	100.00%	90%
					1. Distance	1.5	1. 10:00			
12	55	26	29	2	2. Distance	2.6	2. 10:43	94.31%	92.31%	90%
13	64	36	28	0				95.04%	100.00%	90%
					1. Status	1.1	1. 12:38			
					2. Status	2.1	2. 13:34			
					3. Status	3.3	3. 9:53			
14	62	33	29	4	4. Status	4.3	4. 11:48	94.29%	87.88%	90%
					1. Reassign delay	1.1	1. 9:21			
					2. Status	2.3	2. 10:47			
					3. Status	3.2	3. 9:57			
15	56	20	36	4	4. Distance	4.5	4. 11:33	93.43%	80.00%	90%
					1. Out of SSM	1.1	1. 9:36			
16	57	29	28	2	2. Distance	2.5	2. 11:34	93.41%	93.10%	90%
17	52	23	29	0				93.80%	100.00%	90%
18	70	26	44	1	1. Out of SSM	1.4	1. 12:18	93.95%	96.15%	90%
					1. Status	1.3	1. 10:00			
					2. Status	2.3	2. 12:11			
19	51	26	25	3	3. Status	3.2	3. 10:09	93.62%	88.46%	90%
					1. Status	1.4	1. 9:25			
					2. Status	2.3	2. 14:11			
20	62	29	33	3	3. Status	3.3	3. 9:44	93.38%	89.66%	90%
21	47	15	32	1	1. Reassigned	1.2	1. 12:53	93.37%	93.33%	90%
					1. Distance	1.3	1. 9:39			
					2. Out of SSM	2.5	2. 9:58			
					3. Distance	3.3	3. 10:56			
22	52	25	27	3				93.11%	88.00%	90%
23	62	25	37	0				93.43%	100.00%	90%
24	51	23	28	1	1. Out of SSM	1.6	1. 9:35	93.53%	95.65%	90%
25	53	31	22	0				93.87%	100.00%	90%
26	64	29	35	0				94.16%	100.00%	90%
27	49	24	25	0				94.38%	100.00%	90%
					1. Status	1.3	1. 10:30			
28	49	21	28	2	2. Status	2.2	2. 9:20	94.25%	90.48%	90%
					1. Status	1.5	1. 10:53			
29	28	15	13	2	2. Status	2.2	2. 9:40	94.08%	86.67%	90%
30	57	30	27	1	1. Distance	1.5	1. 9:15	94.19%	96.67%	90%
					1. Out of SSM	1.3	1. 9:44			
31	67	30	37	2	2. Status	2.3	2. 9:28	94.16%	93.33%	90%
								94.33%	93.99%	
	1622	736	886	43						
	97.35%	94.16%	28.58							

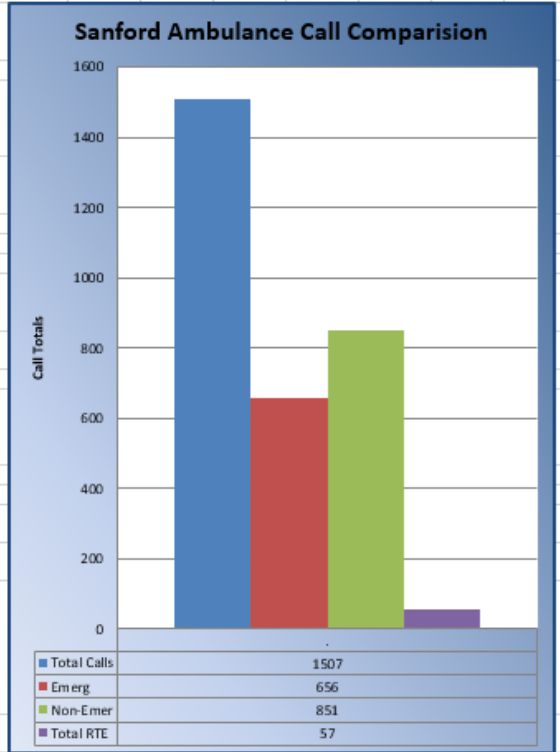


Count of Incident Number	Transported Due To											
		Law Enforcement	Other	Protocol	Patient's Choice	Closest Facility	Patient's Physician's Choice	Family Choice	On-Line/On-Scene Medical Directio	Diversion	Regional Specialty Center	Grand Total
Essentia Health - Fargo		5	1	8	206	13	5	10	1			249
Sanford Hospital - Fargo Medical Center		18	3	22	448	19	35	42	2	1	1	591
Cancelled		236										236
No Treat/No Transport		85										85
Treat & Release		25										25
Assessment/No Transport		117										117
Veterans Hospital - Fargo					20		1	1				22
Grand Total		463	23	4	30	674	32	41	53	3	1	1325

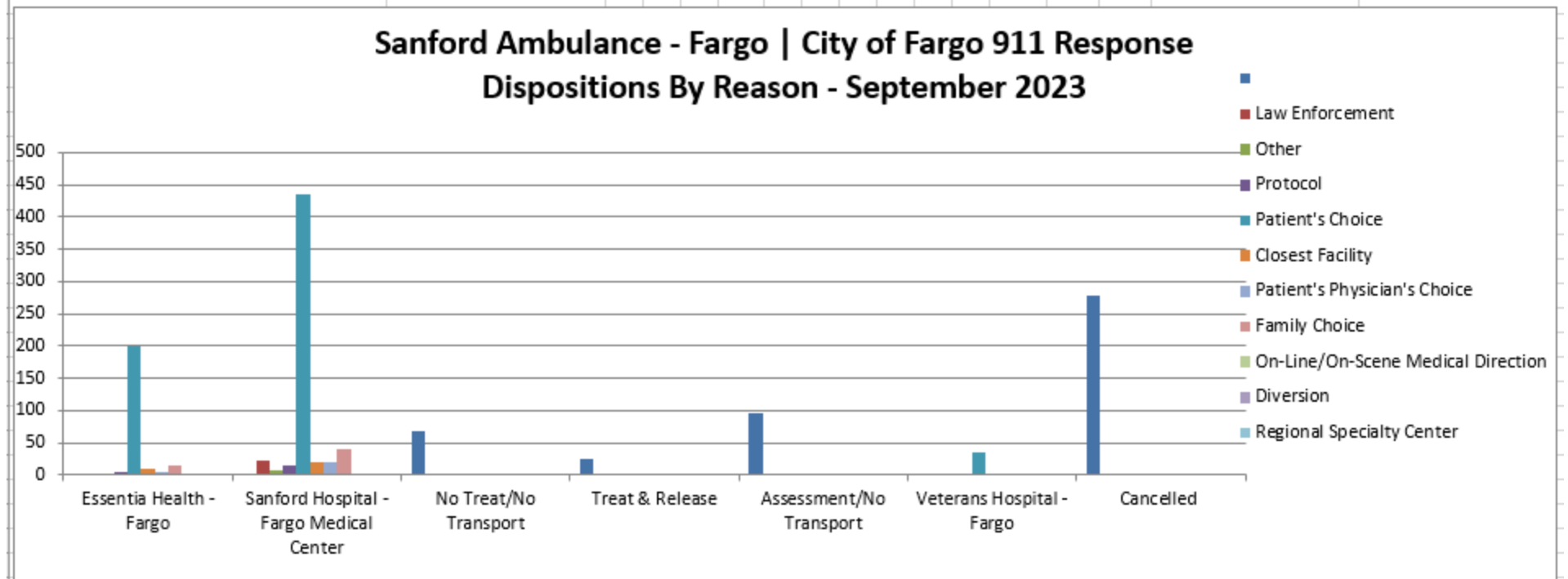


City of Fargo Response Times - August 2023

	Total Calls	Emerg	Non-Emer	Total RTE	Reason	Status	Response Time	Compliance Percentage	Daily	Goal
1	47	16	31	3	1. Distance 2. Reassign delay 3. Distance	1.4 2.5 3.7	1.9:16 2.9:53 3.10:23	81.25% 92.50%	81.25% 100.00%	90%
2	50	24	26	0						90%
3	63	23	40	4	1. Status 2. Out of SSM 3. Out of SSM 4. Status	1.2 2.4 3.5 4.1	1.10:52 2.9:18 3.10:53 4.9:33	88.89%	82.61%	90%
4	63	27	36	3	1. Status 2. Status 3. Status	1.1 2.1 3.2	1.14:21 2.28:52 3.11:14	88.89%	88.89%	90%
5	44	17	27	0				90.65%	100.00%	90%
6	42	20	22	0				92.13%	100.00%	90%
7	43	13	30	0				92.86%	100.00%	90%
8	45	19	26	3	1. Distance 2. Out of SSM 3. Out of SSM	1.6 2.4 3.5	1.9:20 2.9:10 3.10:15	91.82%	84.21%	90%
9	59	27	32	2	1. Distance 2. Status	1.2 2.2	1.13:26 2.11:38	91.94%	92.59%	90%
10	45	19	26	1	1. Out of SSM	1.3	1.9:30	92.20%	94.74%	90%
11	60	24	36	4	1. Status 2. Distance 3. Out of SSM 4. Status	1.1 2.2 3.3 4.3	1.13:21 2.10:41 3.12:10 4.12:01	91.27%	83.33%	90%
12	32	13	19	0				91.74%	100.00%	90%
13	39	15	24	0				92.22%	100.00%	90%
14	47	19	28	2	1. Status 2. Out of SSM	1.1 2.6	1.16:13 2.17:33	92.03%	89.47%	90%
15	54	31	23	2	1. Status 2. Out of SSM	1.1 2.3	1.10:48 2.9:24	92.18%	93.55%	90%
16	54	24	30	7	1. Status 2. Status 3. Status 4. Status 5. Status 6. Out of SSM 7. Distance	1.3 2.2 3.1 4.1 5.2 6.5 7.3	1.10:36 2.12:26 3.9:36 4.9:21 5.11:28 6.10:12 7.9:28	90.63%	70.83%	90%
17	56	23	33	2	1. Out of SSM 2. Distance	1.5 2.5	1.9:01 2.9:00	90.68%	91.30%	90%
18	62	31	31		1. Status 2. Status 3. Status 4. Status	1.3 2.3 3.2 4.1	1.9:15 2.11:39 3.12:59 4.14:13	91.43%	100.00%	90%
19	53	22	31	3	1. Distance 2. Status 3. Status	1.3 2.1 3.4	1.11:34 2.11:05 3.9:45	91.15%	86.36%	90%
20	41	20	21	0				91.57%	100.00%	90%
21	41	19	22	4	1. Distance 2. Status 3. Distance 4. Out of SSM	1.5 2.2 3.6 4.8	1.10:30 2.10:27 3.13:43 4.10:26	91.03%	78.95%	90%
22	46	24	22	3	1. OOSM / Chute time 2. Out of SSM 3. Status	1.5 2.6 3.2	1.12:20 2.10:26 3.11:07	90.85%	87.50%	90%
23	48	20	28	2	1. Out of SSM	1.5	1.10:16			
24	48	23	25	1	2. Distance	2.6	2.11:24	90.82%	90.00%	90%
25	48	21	27	2	1. Status 1. Reassign Delay 2. Reassign Delay	1.3 1.5 2.1	1.12:35 1.10:13 2.25:05	91.03%	95.65%	90%
26	44	22	22	3	1. Distance 2. Status 3. Routing	1.4 2.2 3.3	1.9:32 2.9:09 3.11:00	90.83%	86.36%	90%
27	53	21	32	1	1. Out of SSM	1.5	1.16:34	90.99%	95.24%	90%
28	46	20	26	1	1. Out of SSM	1.3	1.10:34	91.12%	95.00%	90%
29	50	24	26	2	1. Status 2. Out of SSM	1.3 2.4	1.10:42 2.10:51	91.14%	91.67%	90%
30	33	15	18	0				91.35%	100.00%	90%
31	51	20	31	2	1. Out of SSM 2. Status	1.5 2.3	1.12:13 2.11:33	91.31%	90.00%	90%
	1507	656	851	57				90.95%	91.61%	
	96.22%	91.31%								



Count of Incident Number	Transported Due To												
		Law Enforcement	Other	Protocol	Patient's Choice	Closest Facility	Patient's Physician's Choice	Family Choice	On-Line/On-Scene Medical Directio	Diversion	Regional Specialty Center	Grand Total	
Essentia Health - Fargo		2		5	200	9	5	14	1	1	237		
Sanford Hospital - Fargo Medical Center		23	7	15	435	20	21	40	2	2	567		
No Treat/No Transport		67									67		
Treat & Release		24									24		
Assessment/No Transport		96									96		
Veterans Hospital - Fargo					36				1		37		
Cancelled		277									277		
Grand Total		464	25	7	20	671	29	26	54	4	3	2	1305



City of Fargo Response Times - September 2023

	Total Calls	Emerg	Non-Emer	Total RTE	Reason	Status	Response Time	Compliance Percentage	Daily	Goal
1	55	31	24	1	1.Distance	1.3	1:9:44	96.77%	96.77%	90%
2	55	27	28	1	1.Status	1.1	1:9:46	96.55%	96.30%	90%
3	44	22	22	2	1.Distance	1.6	1:10:53	95.00%	90.91%	90%
4	39	15	24	1	2.Status	2.1	2:11:42	94.74%	93.33%	90%
5	45	17	28	0	1.Distance	1.5	1:9:56	95.54%	100.00%	90%
6	51	19	32	0				96.18%	100.00%	90%
7	49	24	25	1	1.Status	1.3	1:16:08	96.13%	95.83%	90%
8	49	23	26	2	1.Status	1.1	1:13:52			
9	54	17	37	1	2.Out of SSM	2.5	2:9:39	95.51%	91.30%	90%
10	39	15	24	1	1.Reassign Delay	1.2	1:13:51	95.38%	94.12%	90%
11	39	15	24	1	1.Out of SSM	1.4	1:11:40	95.24%	93.33%	90%
12	51	28	23	1	1.Out of SSM	1.4	1:10:46	95.38%	96.43%	90%
13	52	23	29	1	1.Reassign Delay	1.3	1:9:03	95.40%	95.65%	90%
14	59	24	35	0				95.79%	100.00%	90%
15	41	22	19	1	1.Status	1.3	1:9:40	95.77%	95.45%	90%
16	56	17	39	2	1.Status	1.3	1:09:00			
17	49	19	30	1	2.Distance	2.5	2:11:40	95.37%	88.24%	90%
18	41	18	23	2	1.Status	1.1	1:11:02	95.34%	94.74%	90%
19	50	23	27	3	1.Status	1.2	1:10:55			
20	58	28	30	1	2.Distance	2.5	2:9:26	95.01%	88.89%	90%
21	41	18	23	4	1.Status	1.3	1:12:45			
22	55	26	29	0	2.Distance	2.3	2:9:41			
23	59	24	35	6	3.Distance	3.3	3:13:07	94.53%	86.96%	90%
24	32	13	19	2	1.Status	1.2	1:9:24	94.66%	96.43%	90%
25	43	21	22	1	1.Distance	1.5	1:9:25			
26	56	24	32	4	2.Distance	2.6	2:9:20			
27	42	15	27	2	3.Distance	3.7	3:13:45	93.95%	77.78%	90%
28	41	18	23	4	4.Distance	4.5	4:15:49	94.30%	100.00%	90%
29	62	27	35	1	1.Distance	1.3	1:10:31			
30	62	27	35	1	2.Out of SSM	2.4	2:10:59			
31	62	27	35	1	3.Distance	3.3	3:9:54			
					4.Out of SSM	4.4	4:9:13			
					5.Distance	5.4	5:9:08			
					6.Distance	6.3	6:9:09	93.33%	75.00%	90%
					1.Status	1.2	1:10:10			
					2.Status	2.3	2:9:55	93.10%	84.62%	90%
					1.Distance	1.7	1:9:14	93.19%	95.24%	90%
					1.Status	1.2	1:11:17			
					2.Status 0	2.0	2:21:39			
					3.Distance	3.3	3:12:03			
					4.Status	4.4	4:11:29	92.75%	83.33%	90%
					5.Out of SSM	4.4	4:11:29			
					1.Distance	1.6	1:10:24			
					2.Out of SSM	2.5	2:9:13	92.59%	89.66%	90%
					3.Distance	3.5	3:13:04			
					1.Distance	1.4	1:9:09			
					2.Out of SSM	2.4	2:9:39			
					3.Out of SSM	3.5	3:9:52			
					4.Status	4.3	4:11:03			
					5.Distance	5.5	5:9:28			
					6.Address	6.6	6:23:22	91.89%	76.00%	90%
					1.Reassign Delay	1.2	1:9:09			
					2.Out of SSM	2.3	2:11:32	91.76%	86.67%	90%
					1.Status	1.3	1:12:13			
					2.Distance	2.3	2:11:14			
					3.Status	3.2	3:11:23	91.49%	81.25%	90%
					1.Status	1.3	1:13:38	91.69%	96.30%	90%
	1472	650	822	54				94.48%	91.35%	
	96.33%	91.69%								

