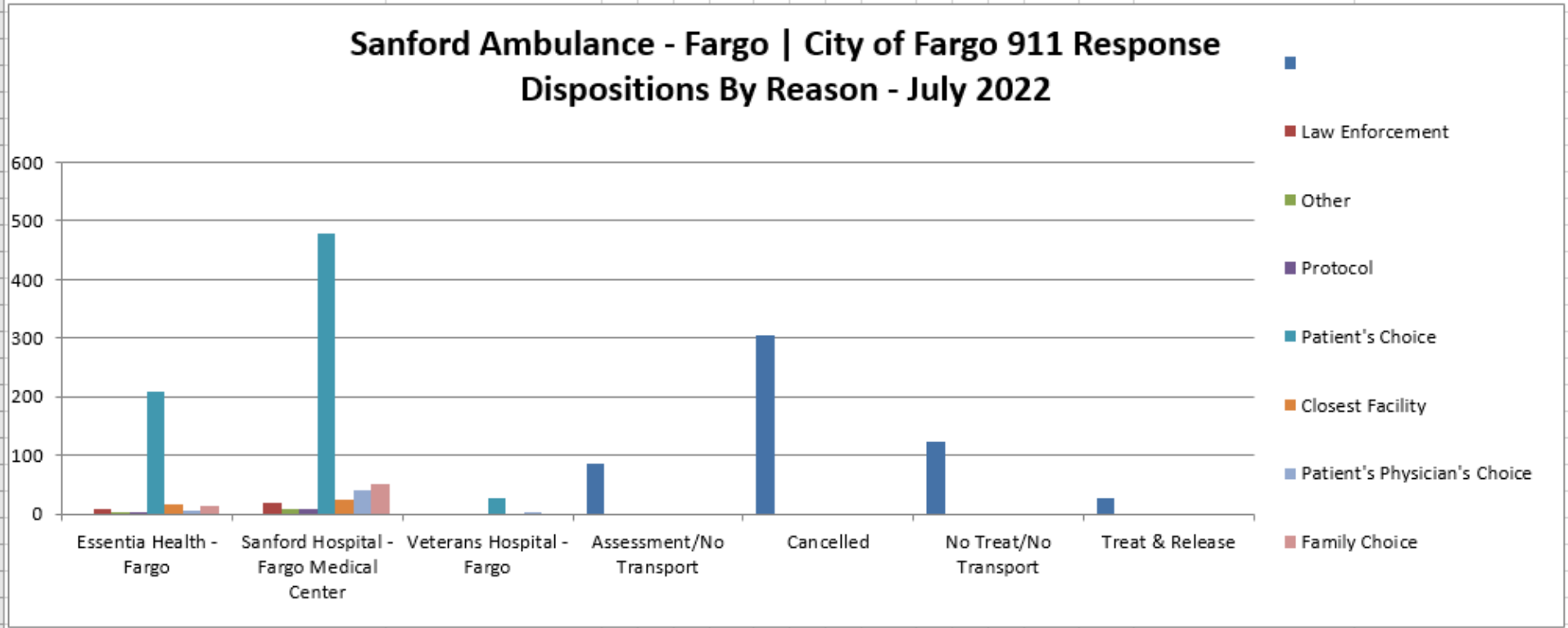


Sanford Ambulance – Fargo City of Fargo 911 Response Data  
 1 July 2022 through 30 September 2022

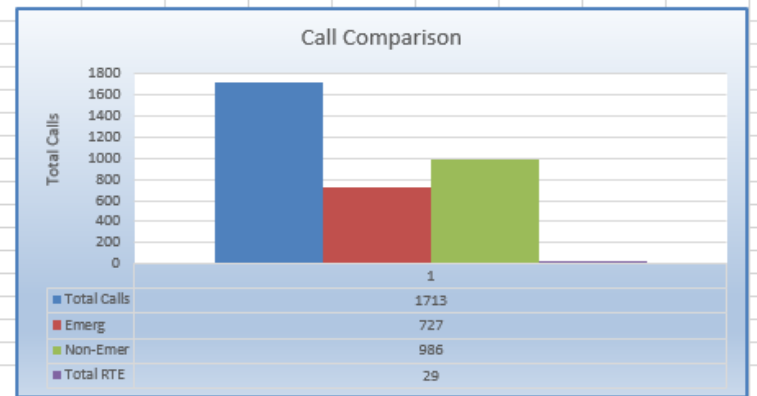
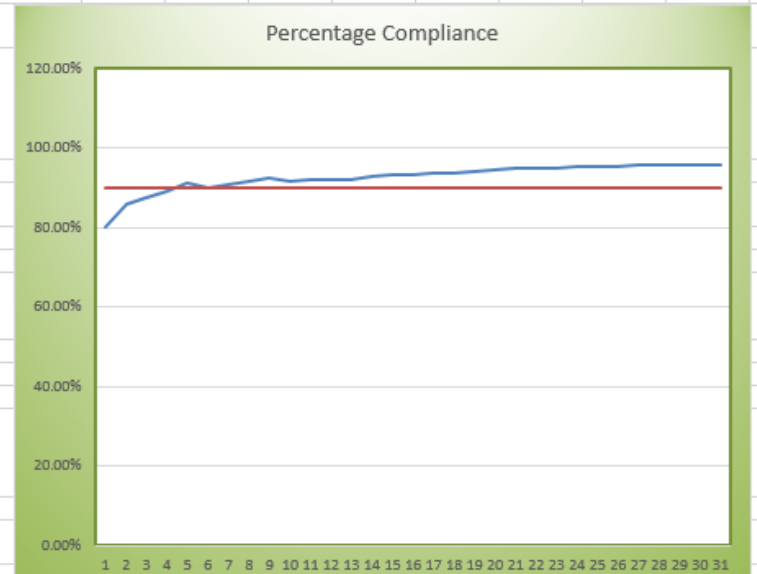
Count of Incident Number	Transported Due To																	
		Law Enforcement	Other	Protocol	Patient's Choice	Closest Facility	Patient's Physician's Choice	Family Choice	Grand Total									
Essentia Health - Fargo		7	2	2	209	16	6	13	255									
Sanford Hospital - Fargo Medical Center		20	7	8	478	23	41	50	627									
Veterans Hospital - Fargo					27		2		29									
Assessment/No Transport		86							86									
Cancelled		304							304									
No Treat/No Transport		124							124									
Treat & Release		26							26									
Grand Total		540	27	9	10	714	39	49	63	1451								



Sanford Ambulance – Fargo City of Fargo 911 Response Data  
1 July 2022 through 30 September 2022

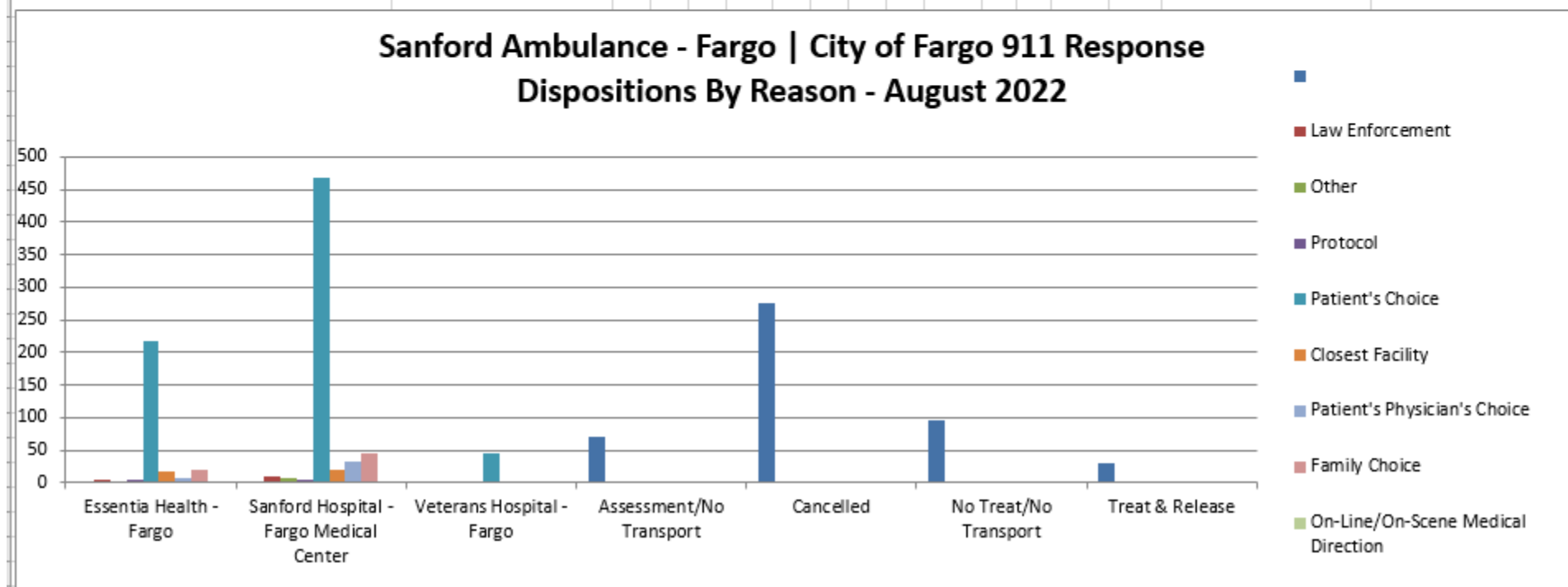
City of Fargo Response Times - July 2022

	Total Calls	Emerg	Non-Emer	Total RTE	Reason	Status	Response Time	Percentage of Compliance	Daily	Goal
1	55	25	30	5	1. Out of SSM 2. Status 3. Status 4. Distance 5. Out of SSM	1. 1 2. 3 3. 2 4. 3 5. 5	1. 16:12 2. 11:45 3. 11:23 4. 9:45 5. 9:01	80.00%	80.00%	90%
2	36	18	18	1	1. Distance	1. 5	1. 11:21	86.05%	94.44%	90%
3	46	22	24	2	1. Reassigned Delay 2. Reassigned Delay	1. 5 2. 3	1. 12:22 2. 9:44	87.69%	90.91%	90%
4	43	17	26	1	1. Status	1. 2	1. 11:13	89.02%	94.12%	90%
5	47	20	27	0				91.18%	100.00%	90%
6	54	21	33	3	1. Out of SSM 2. Chute time 3. Out of SSM	1. 2 2. 4 3. 3	1. 10:28 2. 10:29 3. 15:59	90.24%	85.71%	90%
7	57	22	35	1	1. Status	1. 3	1. 11:43	91.03%	95.45%	90%
8	60	25	35	1	1. Out of SSM	1. 6	1. 9:38	91.76%	96.00%	90%
9	54	21	33	0				92.67%	100.00%	90%
10	46	26	20	4	1. Status 2. Status 3. Out of SSM 4. Status	1. 1 2. 1 3. 6 4. 2	1. 9:28 2. 9:35 3. 9:48 4. 9:31	91.71%	84.62%	90%
11	61	27	34	1	1. Status	1. 1	1. 14:57	92.21%	96.30%	90%
12	54	24	30	2	1. Out of SSM 2. Out of SSM	1. 4 2. 7	1. 12:39 2. 12:30	92.16%	91.67%	90%
13	43	17	26	1	1. Out of SSM	1. 3	1. 11:18	92.28%	94.12%	90%
14	60	34	26	1	1. Status	1. 1	1. 12:12	92.79%	97.06%	90%
15	66	24	42	0				93.29%	100.00%	90%
16	52	25	27	1	1. Status	1. 3	1. 11:00	93.48%	96.00%	90%
17	71	23	48	1	1. Distance	1. 3	1. 9:20	93.61%	95.65%	90%
18	54	18	36	0				93.89%	100.00%	90%
19	62	30	32	0				94.31%	100.00%	90%
20	60	25	35	0				94.61%	100.00%	90%
21	68	22	46	0				94.86%	100.00%	90%
22	54	22	32	1	1. Status	1. 3	1. 12:23	94.88%	95.45%	90%
23	39	16	23	0				95.04%	100.00%	90%
24	49	19	30	0				95.21%	100.00%	90%
25	58	18	40	0				95.37%	100.00%	90%
26	61	30	31	0				95.60%	100.00%	90%
27	57	24	33	0				95.77%	100.00%	90%
28	64	29	35	1	1. Chute time/Status	1. 2	1. 9:58	95.81%	96.55%	90%
29	55	21	34	0				95.94%	100.00%	90%
30	59	31	28	2	1. Out of SSM 2. Distance	1. 4 2. 8	1. 15:00 2. 11:01	95.83%	93.55%	90%
31	68	31	37	0				96.01%	100.00%	90%
	1713	727	986	29				92.72%	96.05%	
	1.69%	3.99%								
	98.31%	96.01%	31.81							



Sanford Ambulance – Fargo City of Fargo 911 Response Data  
1 July 2022 through 30 September 2022

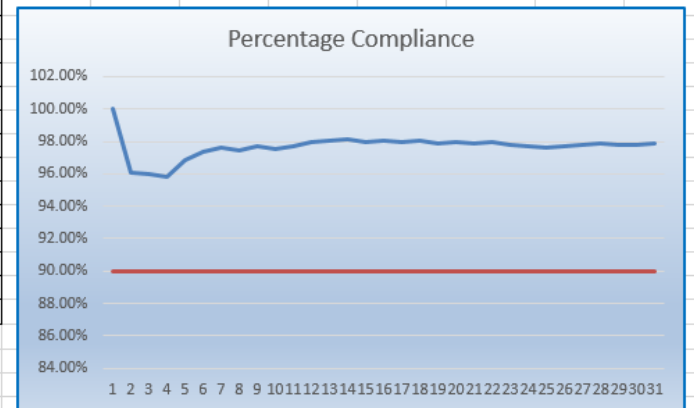
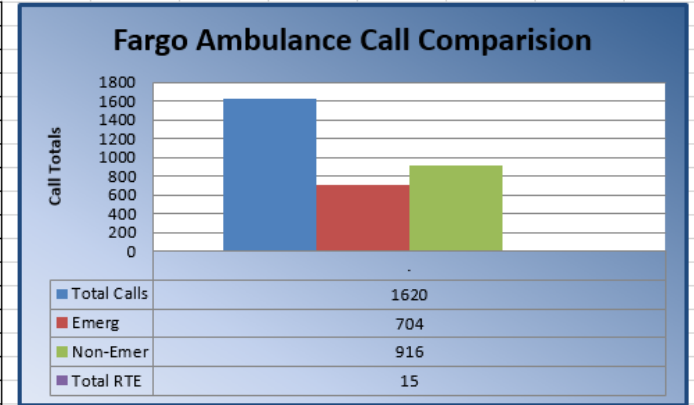
Count of Incident Number	Transported Due To									
		Law Enforcement	Other	Protocol	Patient's Choice	Closest Facility	Patient's Physician's Choice	Family Choice	On-Line/On-Scene Medical Directio	Grand Total
Essentia Health - Fargo		4	1	5	217	16	6	21	1	271
Sanford Hospital - Fargo Medical Center		9	8	4	469	19	33	45		587
Veterans Hospital - Fargo					45			3		48
Assessment/No Transport		70								70
Cancelled		276								276
No Treat/No Transport		96								96
Treat & Release		30								30
Grand Total		472	13	9	731	35	39	69	1	1378



Sanford Ambulance – Fargo City of Fargo 911 Response Data  
1 July 2022 through 30 September 2022

City of Fargo Response Times - August 2022

	Total Calls	Emerg	Non-Emer	Total RTE	Reason	Status	Response Time	Compliance Percentage	Daily	Goal
1	72	26	46	0				100.00%	100.00%	90%
2	58	25	33	2				96.08%	92.00%	90%
3	66	24	42	1	1. Out of SSM	1. 8	1. 10:08	96.00%	95.83%	90%
4	51	20	31	1	1. Out of SSM	1. 6	1. 9:10	95.79%	95.00%	90%
5	56	31	25	0				96.83%	100.00%	90%
6	39	25	14	0				97.35%	100.00%	90%
7	47	17	30	0				97.62%	100.00%	90%
8	67	25	42	1	1. Out of SSM	1. 5	1. 10:12	97.41%	96.00%	90%
9	53	26	27	0				97.72%	100.00%	90%
10	56	28	28	1	1. Distance	1. 6	1. 9:59	97.57%	96.43%	90%
11	49	17	32	0				97.73%	100.00%	90%
12	64	26	38	0				97.93%	100.00%	90%
13	51	19	32	0				98.06%	100.00%	90%
14	49	19	30	0				98.17%	100.00%	90%
15	40	17	23	1	1. Distance	1. 5	1. 10:15	97.97%	94.12%	90%
16	37	19	18	0				98.08%	100.00%	90%
17	51	20	31	1	1. Out of SSM	1. 6	1. 10:42	97.92%	95.00%	90%
18	52	20	32	0				98.02%	100.00%	90%
19	50	16	34	1	1. Out of SSM	1. 2	1. 11:06	97.86%	93.75%	90%
20	49	25	24	0				97.98%	100.00%	90%
21	41	19	22	1	1. Status / Distance	1. 1	1. 15:34	97.84%	94.74%	90%
22	54	23	31	0				97.95%	100.00%	90%
23	48	21	27	1	1. Out of SSM	1. 5	1. 12:29	97.83%	95.24%	90%
24	48	20	28	1	1. Out of SSM	1. 6	1. 11:16	97.73%	95.00%	90%
25	53	21	32	1	1. Status	1. 3	1. 10:06	97.63%	95.24%	90%
26	49	24	25	0				97.73%	100.00%	90%
27	47	16	31	0				97.79%	100.00%	90%
28	42	23	19	0				97.88%	100.00%	90%
29	61	28	33	1	1. Out of SSM	1. 4	1. 9:03	97.81%	96.43%	90%
30	54	30	24	1	1. Status	1. 2	1. 9:22	97.76%	96.67%	90%
31	66	34	32	0				97.87%	100.00%	90%
	1620	704	916	15				97.67%	97.79%	
	0.93%	2.13%								
	99.07%	97.87%								





Sanford Ambulance – Fargo City of Fargo 911 Response Data  
1 July 2022 through 30 September 2022

City of Fargo Response Times - September 2022

	Total Calls	Emerg	Non-Emer	Total RTE	Reason	Status	Response Time	Compliance Percentage	Daily	Goal
1	54	25	29	0				100.00%	100.00%	90%
2	55	26	29	0				100.00%	100.00%	90%
3	56	28	28	2	1. Status 2. Distance	1. 2 2. 3	1. 10:11 2. 10:33	97.47%	92.86%	90%
4	48	22	26	1	1. Status	1. 2	1. 10:53	97.03%	95.45%	90%
5	37	20	17	0				97.52%	100.00%	90%
6	59	34	25	1	1. OOSSM/Reassigned	1. 3	1. 9:25	97.42%	97.06%	90%
7	53	18	35	1	1. Distance	1. 5	1. 9:57	97.11%	94.44%	90%
8	53	21	32	0				97.42%	100.00%	90%
9	58	27	31	2	1. Out of SSM 2. Out of SSM	1. 7 2. 8	1. 10:45 2. 10:37	96.83%	92.59%	90%
10	49	22	27	2	1. Out of SSM 2. Status	1. 4 2. 3	1. 10:56 2. 11:54	96.30%	90.91%	90%
11	56	22	34	0				96.60%	100.00%	90%
12	44	21	23	0				96.85%	100.00%	90%
13	56	29	27	2	1. Status 2. Reassigne Delay	1. 1 2. 4	1. 13:25 2. 09:06	96.51%	93.10%	90%
14	57	34	23	3	1. Status 2. Status 3. Status	1. 2 2. 1 3. 2	1. 12:00 11:32 10:00	95.99%	91.18%	90%
15	58	33	25	3	1. Status 2. Out of SSM 3. Out of SSM	1. 2 2. 4 3. 6	1. 10:28 2. 9:38 3. 9:34	95.55%	90.91%	90%
16	45	19	26	0				95.76%	100.00%	90%
17	38	13	25	0				95.89%	100.00%	90%
18	59	26	33	1	1. Distance	1. 5	1. 9:06	95.91%	96.15%	90%
19	58	28	30	1	1. Status	1. 3	1. 9:32	95.94%	96.43%	90%
20	53	22	31	2	1. Distance 2. Out of SSM	1. 6 2. 5	1. 9:16 2. 11:23	95.71%	90.91%	90%
21	52	25	27	1	1. OOSSM/Distance	1. 5	1. 11:27	95.73%	96.00%	90%
22	49	22	27	2	1. Status 2. Out of SSM	1. 0 2. 3	1. 12:57 2. 12:19	95.53%	90.91%	90%
23	48	16	32	0				95.66%	100.00%	90%
24	47	19	28	1	1. Status	1. 1	1. 10:16	95.63%	94.74%	90%
25	49	27	22	0				95.83%	100.00%	90%
26	55	24	31	3	1. Dispatch Error 2. Distance 3. Status	1. 6 2. 6 3. 1	1. 9:15 2. 9:21 3. 11:15	95.51%	87.50%	90%
27	55	29	26	0				95.71%	100.00%	90%
28	51	21	30	2	1. Reassign Delay 2. Out of SSM	1. 3 2. 7	1. 12:53 2. 20:52	95.54%	90.48%	90%
29	60	24	36	3	1. Distance 2. Out of SSM 3. Disp Error	1. 3 2. 6 3. 2	1. 9:50 2. 15:28 3. 9:22	95.27%	87.50%	90%
30	60	28	32	0				95.45%	100.00%	90%
31										
	1572	725	847	33				96.46%	95.64%	
	2.10%	4.55%								
	97.90%	95.45%								

