
Annual Report on Community Development Activity in Fargo

HUD - Consolidated Annual Performance and Evaluation Report

City of Fargo, North Dakota
Fiscal Year 2021
(May 1, 2021 - April 30, 2022)

Table of Contents

CR-05 - Goals and Outcomes	3
CR-10 - Racial and Ethnic composition of families assisted	12
CR-15 - Resources and Investments 91.520(a)	13
CR-20 - Affordable Housing 91.520(b)	20
CR-25 - Homeless and Other Special Needs 91.220(d, e); 91.320(d, e); 91.520(c)	23
CR-30 - Public Housing 91.220(h); 91.320(j)	27
CR-35 - Other Actions 91.220(j)-(k); 91.320(i)-(j).....	29
CR-40 - Monitoring 91.220 and 91.230.....	33
CR-45 - CDBG 91.520(c)	35
CR-50 - HOME 91.520(d).....	36
CR-58 – Section 3	39
Attachments	41
Public Notice for 2021 CAPER	42
Assessment of Objectives and Accomplishments.....	44
Accomplishment Data Tracking Spreadsheet – 2021 CAPER.....	49
PR 26 Report (CDBG).....	50
PR 26 Report (CDBG-CV).....	57

CR-05 - Goals and Outcomes

Progress the jurisdiction has made in carrying out its strategic plan and its action plan. 91.520(a)

This could be an overview that includes major initiatives and highlights that were proposed and executed throughout the program year.

This CAPER covers the second year of the 2020-2024 Consolidated Plan. It includes accomplishments of 2021 Action Plan activities and prior year activities that were accomplished in the 2021 program year (May 1, 2021 – Apr 30, 2022). The 2021 Action Plan includes public service activities undertaken to address community deficiencies brought about and/or exacerbated by the COVID-19 pandemic; an affordable housing activity that will result in a multi-family rental housing complex; and rehabilitation of an existing space to be used for after school youth programming.

The proposed versus executed activities are outlined in the charts in this section, and even further in the *Assessment of Objectives and Accomplishments* document, which is attached. This attachment shows any progress or accomplishments made in the 2021 program year from 2021 and pre-2021 Action Plan activities, including CV projects. Provided below are specific narratives for both the 2021 Action Plan Community Development Block Grant (CDBG) and HOME Investment Partnerships programs.

Community Development Block Grant (CDBG) Progress

Low-Mod Benefit

Over a period of three years (2020-2022), the City is required to spend a cumulative minimum of 70% of its CDBG funds on projects benefiting low to moderate income people. At the end of the 2021 program year, 100% of the funds subject to this requirement (non-administrative funds) were spent on such projects. The projects included emergency subsistence payments, homeless prevention and diversion efforts, eviction prevention, rehabilitation to a youth center that serves low-to-moderate income households, and fair housing.

HOME Investment Partnerships Progress

HOME funded activities included in the 2021 Action Plan focused on creating and maintaining housing options and solutions. This work included addition of affordable, multi-family housing through new construction.

Affordable Senior Housing Activity

As part of the 2021 Action Plan, HOME funds were allocated to The Milton Earl affordable, multi-family rental housing project. The project will be carried out by Beyond Shelter, Inc. and owned and managed by a subsidiary LLLP. This activity addresses the 5-Year Plan goal of Affordable Housing for low-to-moderate income, elderly households.

Community Development Block Grant - Coronavirus

In its 2020 program year, the City of Fargo received over \$1 million in funding from HUD through the Coronavirus Aid, Relief, and Economic Security Act (CARES Act) to be used to prevent, prepare for, and respond to the coronavirus (COVID-19). The City identified five projects that are utilizing these funds to reduce the spread of COVID-19. All of these activities are still underway. Accomplishments or progress made in program year 2021 are outlined in the attached *Assessment of Objectives and Accomplishments* document. This attachment also includes accomplishments from pre-2021 Action Plan activities that were made during the 2021 program year.

HOME American Rescue Plan (HOME-ARP) Program

The City of Fargo was awarded over \$1 million in HOME-ARP funding from HUD, through the American Rescue Plan Act of 2021, which was passed to deliver economic relief to Americans as a result of the COVID-19 pandemic. HOME-ARP funding will provide relief to specific Qualifying Populations, including people who are homeless; at-risk of homelessness; fleeing domestic violence, sexual assault, stalking, and human trafficking; and other populations who are experiencing housing instability. Funds may be used for production or preservation of affordable housing, Tenant-Based Rental Assistance (TBRA), supportive services, homeless prevention services, housing counseling, and/or the purchase and development of non-congregate shelter. The City identified 4 projects that will be utilizing these funds.

Comparison of the proposed versus actual outcomes for each outcome measure submitted with the consolidated plan and explain, if applicable, why progress was not made toward meeting goals and objectives. 91.520(g)

Categories, priority levels, funding sources and amounts, outcomes/objectives, goal outcome indicators, units of measure, targets, actual outcomes/outputs, and percentage completed for each of the grantee's program year goals.

Goal	Category	Funding	Outcome				
			Indicator	Expected	Actual	Unit of Measure	Percent Complete
Affordable Housing	Affordable Housing		Rental Units Constructed	5	0	Household Housing Unit	0.00%
Ending and Preventing Homelessness	Homeless		Public Service Activities other than Low/Moderate Income Housing Benefit	20	0	Persons Assisted	0.00%
			Homelessness Prevention	150	22	Persons Assisted	14.67%
Assistance for Vulnerable Populations	Non-Housing Community Development		Public Facility or Infrastructure Activities other than Low/Moderate Income Housing Benefit	150	19	Persons Assisted	12.67%

Table 1 – Accomplishments – Program Year 2021

Goal	Category	Funding	Outcome				
		Source/Amount	Indicator	Expected	Actual	Unit of Measure	Percent Complete
Affordable Housing	Affordable Housing	CDBG: \$133,868 HOME: \$3,225,575	Rental units constructed	14	0	Household Housing Unit	0.00%
			Homeowner Housing Added	7	0	Household Housing Unit	0.00%
			Direct Financial Assistance to Homebuyers	40	0	Households Assisted	0.00%
			Tenant-based rental assistance/Rapid Rehousing	460	0	Households Assisted	0.00%
Ending and Preventing Homelessness	Homeless	CDBG: \$2,128,795 HOME: \$0	Public Facility or Infrastructure Activities other than Low/Moderate Income Housing Benefit	400	0	Persons Assisted	0.00%
			Public Service Activities other than Low-Moderate Income Housing	20	0	Persons Assisted	0.00%

			Benefit				
			Homeless Person Overnight Shelter	5,000	454	Persons Assisted	9.08%
			Homelessness Prevention	1,450	2,566	Persons Assisted	176.97%
Neighborhood Improvements and Initiatives	Non-Housing Community Development	CDBG: \$1,498,594 HOME: \$0	Public Facility or Infrastructure Activities other than Low/Moderate Income Housing Benefit	9,258	0	Persons Assisted	0.00%
Assistance for Vulnerable Populations	Non-Housing Community Development	CDBG: \$496,736 HOME: \$0	Public Facility or Infrastructure Activities other than Low/Moderate Income Housing Benefit	150	19	Persons Assisted	12.67%
			Public service activities other than Low/Moderate Income Housing Benefit	8,000	0	Persons Assisted	0.00%

Table 2 – Accomplishments – (2020-2024) Strategic Plan to Date

Goal	Category	Source / Amount	Indicator	Unit of Measure	Expected – Strategic Plan	Actual – Strategic Plan	Percent Complete	Expected – Program Year	Actual – Program Year	Percent Complete
Affordable Housing	Affordable Housing	CDBG: \$133,868 HOME: \$3,225,575	Rental Units Constructed	Household Housing Unit	14	0	0.00%	5	0	0.00%
Affordable Housing	Affordable Housing		Homeowner Housing Added	Household Housing Unit	7	0	0.00%	0	0	0.00%
Affordable Housing	Affordable Housing		Direct Financial Assistance to Homebuyers	Households Assisted	40	0	0.00%	0	0	0.00%
Affordable Housing	Affordable Housing		Tenant-based rental assistance/Rapid Rehousing	Households Assisted	460	0	0.00%	0	0	0.00%
Ending and Preventing Homelessness	Homeless	CDBG: \$2,128,795 HOME: \$0	Public Facility or Infrastructure Activities other than Low/Moderate Income Housing Benefit	Persons Assisted	400	0	0.00%	0	0	0.00%
Ending and Preventing Homelessness	Homeless		Public Service Activities other than Low/Moderate Income Housing Benefit	Persons Assisted	20	0	0.00%	20	0	0.00%

Ending and Preventing Homelessness	Homeless		Homeless Person Overnight Shelter	Persons Assisted	5,000	454	9.08%	0	0	0.00%
Ending and Preventing Homelessness	Homeless		Homelessness Prevention	Persons Assisted	1,450	2,566	176.97%	150	22	14.67%
Neighborhood Improvements and Initiatives	Non-Housing Community Development	CDBG: \$1,498,594 HOME: \$0	Public Facility or Infrastructure Activities other than Low/Moderate Income Housing Benefit	Persons Assisted	9,258	0	0.00%	0	0	0.00%
Assistance for Vulnerable Populations	Non-Housing Community Development	CDBG: \$496,736 HOME: \$0	Public Facility or Infrastructure Activities other than Low/Moderate Income Housing Benefit	Persons Assisted	150	19	12.67%	150	19	12.67%
Assistance for Vulnerable Populations	Non-Housing Community Development		Public service activities other than Low/Moderate Income Housing Benefit	Persons Assisted	8,000	0	0.00%	0	0	0.00%

Tables 1 & 2 - Accomplishments – Program Year & Strategic Plan to Date (combined)

Assess how the jurisdiction's use of funds, particularly CDBG, addresses the priorities and specific objectives identified in the plan, giving special attention to the highest priority activities identified.

Fargo's Consolidated Plan outlines goals that are the focus of Fargo's annual community development activities and plans: Affordable Housing, Ending and Preventing Homelessness, Neighborhood Improvements and Initiatives, and Assistance for Vulnerable Populations. All of the 2021 activities fit within each of these goals and priorities, with a focus on the following three goals:

Affordable Housing Goal

- Community Housing Development Organization (CHDO) Project
- Multi-Family Rental

Ending and Preventing Homelessness Goal

- Emergency Subsistence Payments / Homeless Prevention & Diversion
- Eviction Prevention Efforts

Assistance for Vulnerable Populations Goal

- After School Matters Youth Center

Highest Priority Activities Addressing Plan Priorities & Specific Objectives

Homeless prevention and diversion efforts were the highest priority use of CDBG funding in the 2021 Action Plan. Public service activities related to emergency housing assistance helped alleviate economic issues compounded by the COVID-19 pandemic. Fargo was able to prevent, prepare for, and respond to COVID-19 by assisting residents who are considered to be homeless or are at risk of becoming homeless by offering rent, mortgage, non-City of Fargo utilities, and other homeless or eviction prevention-type assistance. Keeping people housed, rapidly re-housing, or housing people who are currently homeless instantly provided a safe place for quarantine isolation and social distancing. Also, a total of \$500,000 of the 2021 CDBG funds were allocated to the new construction of the Downtown Engagement Center (DEC), but that project has recently been cancelled in an amendment. The DEC will continue operations in their existing facility and the City will be focusing on operations and start-up efforts instead. The funds have not been reallocated at this time, however, it is likely that the priority will be affordable housing opportunity (i.e., land acquisition for development).

The main priority of HOME-funding in program year 2021 was the addition of affordable, multi-family rental housing to be occupied by low-to-

moderate income elderly households.

CR-10 - Racial and Ethnic composition of families assisted

Describe the families assisted (including the racial and ethnic status of families assisted).

91.520(a)

Race	Total Persons	Hispanic
White	-	-
Black/African American	-	-
Asian	-	-
American Indian/Alaskan Native	-	-
American Indian/Alaskan Native & White	-	-
Black/African American & White	-	-
American Indian/Alaskan Native & Black	-	-
Native Hawaiian/Other Pacific Islander	-	-
Other Multi-Racial	-	-
Total	-	-

Narrative

The quantitative data in the IDIS table in Section CR-10 has been removed. See attached spreadsheet titled "Accomplishment Data Tracking" for comprehensive data.

CR-15 - Resources and Investments 91.520(a)

Identify the resources made available

Source of Funds	Source	Resources Made Available	Amount Expended During Program Year 2021
CDBG	Federal	\$2,037,323.08	\$1,266,440.54
HOME	Federal	\$1,507,356.56	\$263,957.96
Other	Federal	\$849,198.76	\$347,141.68

Table 2 - Resources Made Available

Narrative

The City of Fargo received a CDBG award of \$784,694 for Program Year 2021. This represents a decrease of \$4,373 from the prior year. Also available was \$15,000 in program income and \$1,237,629.08 in prior year resources, for a total of \$2,037,323.08 in CDBG funding available (includes obligations for 2018, 2019, and 2020 activities underway during program year 2021). The City received a HOME award in the amount of \$468,708, a decrease of \$26,407 from the prior year. Other available HOME funds included \$24,377.60 in HOME program income and \$37,533.36 in recaptured funds collected during program year 2020 and made available in program year 2021, as well as \$976,737.60 in prior year resources, for a total of \$1,507,356.56 in HOME funding available. Additionally, \$849,198.76 of the \$1,044,369 CARES Act Community Development Block Grant (CDBG-CV) funds awarded in Program Year 2020, were available to be used for activities to prevent, prepare for, and respond to coronavirus (COVID-19) during Program Year 2021.

Community Development programs realized \$98,270.45 in program income revenue during the 2021 program year: \$49,185.45 in program income (PI) and \$34,085 in recaptured funds (HP) from the City's HOME Participating Jurisdiction (PJ) program; and \$15,000 from CDBG activities.

Given the increased challenges the pandemic presented in meeting the community's needs, the City requested and received authority to implement a waiver of the HOME Administration and Planning Cap, from which the City is still drawing funds. This waiver of Section 212(c) of NAHA and 24 CFR 92.207 allowed an increase in administrative expenditures up to 25% of the annual HOME allocation, plus program income, for FY 2019 and FY 2020 allocations. This waiver provided the City with adequate funds to pay for the increased cost of administering HOME-related

activities to address the effects of COVID-19, including attempts to prevent the spread of the virus. It also helped relieve the burden of identifying other general funds to pay HOME administrative and planning costs at a time when local tax revenues that provide general operating revenue are decreasing, and when a larger portion of the budget is going toward emergency response.

Identify the geographic distribution and location of investments

Target Area	Planned Percentage of Allocation	Actual Percentage of Allocation	Narrative Description
City Wide	100		CDBG and HOME funds will be used throughout the City

Table 3 – Identify the geographic distribution and location of investments

Narrative

While there were no specified “Target Areas” identified in the 2021 Action Plan, the City of Fargo does prioritize its community development activities to neighborhoods that are predominately low to moderate income areas.

Over the past year, the City of Fargo has undertaken a neighborhood planning effort focusing on the key issues facing the City’s oldest residential neighborhoods, which has culminated in the creation of the Core Neighborhoods Master Plan. While developing the Plan, neighborhood residents, community volunteers, and stakeholders examined the most pressing issues facing Fargo’s oldest neighborhoods and a set of strategies to systematically address identified issues was developed. These neighborhoods and other low to moderate income areas typically share a number of characteristics that warrant community development interventions (e.g., housing rehabilitation, slum and blight abatement/removal, re-investment, community centers/parks, affordable housing, etc.). The Core Neighborhoods Master Plan offers a unified approach to decision-making and strategy development, providing perspective on potential solutions that will help to guide positive change within these core neighborhoods for years to come. The study builds upon the vision and goals of the Go2030 Comprehensive Plan; identifies and responds to current conditions and issues; influences public and private investment, and guides HUD-related activities within the City’s core neighborhoods.

Leveraging

Explain how federal funds leveraged additional resources (private, state and local funds), including a description of how matching requirements were satisfied, as well as how any publicly owned land or property located within the jurisdiction that were used to address the needs identified in the plan.

The City combined its federal entitlement allocations with funding from other public and private sector sources to address its priority needs. Generally, funding is leveraged through the use of Subrecipients and Developers accessing private, local, and other state dollars or subsidies. The City leverages HUD funds by funding some project proposals with City General Fund, which opens up more funding and HUD administrative capacity for HUD-assisted projects. Other leveraging includes Public Housing Capital Fund, Section 8 Vouchers, Section 8(bb) HAP vouchers, City General Social Service funds, Neighborhood Revitalization Initiative (NRI) rehabilitation loan funds in partnership with Gate City Bank, state and federal resources including those from the ND Housing Finance Agency, tax credits and incentives, and PILOT and Capital Bonds. The City utilized HOME funds for affordable single-family housing development, to be carried out by Habitat for Humanity and Cass Clay Community Land Trust (CCCLT). The City deeded two lots (1529 10 Ave S and 702 2 St N) to Habitat in June of 2021. In addition, the CCCLT utilized HOME funds to purchase the lot at 1412 1 Ave S in June of 2021. A second lot, located at 1410 1 Ave S, will be transferred to the CCCLT in late summer/early fall of 2022.

HOME Match

Upon becoming a HOME Participating Jurisdiction, the City of Fargo became responsible for documenting appropriate match in conjunction with receiving HOME funds. For the 2020-2024 Consolidated Plan, \$100,000/year in matching fund liability was estimated. The sources of match may include local payments in lieu of taxes, waived or deferred fees or charges, cash contributions to the HOME program or specific projects, donated real property, the value of sweat equity, among other eligible sources listed in Title 24 CFR 92.220.

In response to the pandemic, a waiver of 24 CFR 92.218 and 24 CFR 92.222(b) HOME Match Contribution requirements was made available. This provision reduced the matching requirement for Participating Jurisdictions in areas covered by a major disaster declaration by 100 percent for FY 2020, FY 2021, and FY2022 to ease the economic burden and eliminate the need to identify other sources of match for HOME activities. This match reduction applies to funds expended by the City of Fargo, as the State of North Dakota was a Presidentially declared-disaster area between October 1, 2019 and September 30, 2022.

Program Income

Program income is generated from HOME or CDBG assisted projects. The City received \$49,185.45 in HOME program income during program year 2021 and \$34,085 in recaptured homebuyer funds, for a total of \$83,270.45. Program income for CDBG totaled \$15,000. These funds are reallocated in the 2022 Annual Action Plan total budget

Program income reported in section CR15 Resources and Investments of the 2020 CAPER erroneously included recaptured funds in all fields of Table 6 – Program Income. The balance on hand at the end of the reporting period in the 2020 CAPER differs from the balance on hand at the beginning of the reporting period in the 2021 CAPER by the amount of recaptured funds collected during Program Year 2020 (\$37,533.36).

Minority Business Enterprises and Women Business Enterprises

Two HOME funded projects with contracts totaling \$63,962 were completed during the reporting period of October 1, 2020 to September 30, 2021. Of these contracts, one subcontract was valued over \$10,000, at \$13,367.

Fiscal Year Summary – HOME Match	
1. Excess match from prior Federal fiscal year	2,945,482.53
2. Match contributed during current Federal fiscal year	0.00
3. Total match available for current Federal fiscal year (Line 1 plus Line 2)	2,945,482.53
4. Match liability for current Federal fiscal year	0.00
5. Excess match carried over to next Federal fiscal year (Line 3 minus Line 4)	2,945,482.53

Table 4 – Fiscal Year Summary - HOME Match Report

Match Contribution for the Federal Fiscal Year								
Project No. or Other ID	Date of Contribution	Cash (non-Federal sources)	Foregone Taxes, Fees, Charges	Appraised Land/Real Property	Required Infrastructure	Site Preparation, Construction Materials, Donated labor	Bond Financing	Total Match
-	-	-	-	-	-	-	-	0.00

Table 5 – Match Contribution for the Federal Fiscal Year

HOME MBE/WBE report

Program Income – Enter the program amounts for the reporting period				
Balance on hand at beginning of reporting period \$	Amount received during reporting period \$	Total amount expended during reporting period \$	Amount expended for TBRA \$	Balance on hand at end of reporting period \$
24,377.60	49,185.45	24,377.60	0	49,185.45

Table 6 – Program Income

Minority Business Enterprises and Women Business Enterprises – Indicate the number and dollar value of contracts for HOME projects completed during the reporting period

	Total	Minority Business Enterprises				White Non-Hispanic
		Alaskan Native or American Indian	Asian or Pacific Islander	Black Non-Hispanic	Hispanic	

Contracts						
Dollar Amount	63,962	0	0	0	0	63,962
Number	2	0	0	0	0	2

Sub-Contracts						
Number	1	0	0	0	0	1
Dollar Amount	13,367	0	0	0	0	13,367

	Total	Women Business Enterprises	Male
--	-------	----------------------------	------

Contracts			
Dollar Amount	63,962	0	63,962
Number	2	0	2

Sub-Contracts			
Number	1	0	1
Dollar Amount	13,367	0	13,367

Table 7 – Minority Business and Women Business Enterprises

Minority Owners of Rental Property – Indicate the number of HOME assisted rental property owners and the total amount of HOME funds in these rental properties assisted

	Total	Minority Property Owners				White Non-Hispanic
		Alaskan Native or American Indian	Asian or Pacific Islander	Black Non-Hispanic	Hispanic	
Number	0	0	0	0	0	0
Dollar Amount	0	0	0	0	0	0

Table 8 – Minority Owners of Rental Property,

Relocation and Real Property Acquisition – Indicate the number of persons displaced, the cost of relocation payments, the number of parcels acquired, and the cost of acquisition

	Number	Cost
Parcels Acquired	0	0
Businesses Displaced	0	0
Nonprofit Organizations Displaced	0	0
Households Temporarily Relocated, not Displaced	0	0

Households Displaced	Total	Minority Business Enterprises				White Non-Hispanic
		Alaskan Native or American Indian	Asian or Pacific Islander	Black Non-Hispanic	Hispanic	
Number	0	0	0	0	0	0
Cost	0	0	0	0	0	0

Table 9 – Relocation and Real Property Acquisition

CR-20 - Affordable Housing 91.520(b)

Evaluation of the jurisdiction's progress in providing affordable housing, including the number and types of families served, the number of extremely low-income, low-income, moderate-income, and middle-income persons served.

	One-Year Goal	Actual
Number of Homeless households to be provided affordable housing units	0	0
Number of Non-Homeless households to be provided affordable housing units	5	0
Number of Special-Needs households to be provided affordable housing units	0	0
Total	5	0

Table 10 – Number of Households

	One-Year Goal	Actual
Number of households supported through Rental Assistance	0	0
Number of households supported through The Production of New Units	5	0
Number of households supported through Rehab of Existing Units	0	0
Number of households supported through Acquisition of Existing Units	0	0
Total	5	0

Table 11 – Number of Households Supported

Discuss the difference between goals and outcomes and problems encountered in meeting these goals.

For the 2021 Action Plan project that will be addressing the Affordable Housing goal, titled *Multi-Family Rental and Community Housing Development Organization (CHDO)*, the project will provide a newly-constructed affordable multi-family rental housing complex. The project will be carried out by Beyond Shelter, Inc. and owned and managed by a subsidiary LLLP. Due to HUD's reevaluation and updates made to the environmental assessment for this project, the timeline to start the work was delayed and

did not start until Program Year 2022. The project is now underway but there is no accomplishment data to report for the 2021 program year.

Discuss how these outcomes will impact future annual action plans.

In the 2021 Action Plan, the City committed to only one affordable housing activity (that falls under two 2021 Action Plan projects *for Multi-Family Rental* and *CHDO*). This activity has a higher budget to address a funding gap due to construction costs inflation and increased legal fees for project review and preparation. As the continued impacts of the COVID-19 pandemic persist, projects to address ending and preventing homelessness in response to the pandemic were included in the 2021 Action Plan. In addition, the City was awarded over \$1 million in HOME-ARP funding from HUD. Fewer projects will allow the City to carry out the HOME-ARP projects in a timely manner, starting in Program Year 2022.

Include the number of extremely low-income, low-income, and moderate-income persons served by each activity where information on income by family size is required to determine the eligibility of the activity.

Number of Persons Served	CDBG Actual	HOME Actual
Extremely Low-income	0	0
Low-income	0	0
Moderate-income	0	0
Total	0	0

Table 12 – Number of Persons Served

Narrative Information

All of the 2021 Action Plan projects are underway. The progress and/or accomplishments made by some of these projects in program year 2021, including pre-2021 projects, can be found in the *Assessment of Objectives and Accomplishments* document, which is attached.

Worst-case Housing Needs & Cost Burdens

The City's affordable housing efforts, along with its ongoing relationships with service providers, help to alleviate some of Fargo's worst-case housing needs. Worst-case housing needs are those related to serious cost burdens or homelessness, substandard housing, or involuntary displacement. Finding affordable housing in the Fargo area has been difficult for many years, particularly for low to moderate income households. Households who spend more than 30% of their income on housing expenses are considered cost burdened. Over 28% of Fargo's households are cost burdened (2014-2018 HUD Comprehensive Housing Affordability Strategy "CHAS" data, released September 29, 2021). These households are the most likely to have to prioritize their living costs, including food, clothing, transportation, and medical care. In many cases, some needs are being neglected as a result of housing cost burden. In addition to low and moderate income households, other households that are often affected by housing problems include single person or single parent households, larger families, people fleeing domestic violence, people with a criminal history, poor rental history, low or no credit, people of color, immigrants and refugees, and people with disabilities.

CR-25 - Homeless and Other Special Needs 91.220(d, e); 91.320(d, e); 91.520(c)

Evaluate the jurisdiction's progress in meeting its specific objectives for reducing and ending homelessness through:

Reaching out to homeless persons (especially unsheltered persons) and assessing their individual needs

The City of Fargo continued its membership of the North Dakota Continuum of Care (CoC) which coordinates with the West Central Minnesota CoC to support the use of the region's Coordinated Access Referral Entry & Stabilization system (CARES) for coordinated entry to services. Coordinated entry is required by HUD and the state if receiving funds, so most area service providers are utilizing CARES. As a centralized database, it quickly connects people to housing assistance, shelter, and other resources, based on an evaluation of their vulnerability and needs. More information about CARES can be found on the Fargo Moorhead Coalition's website: www.fmhomeless.org/cares.

The City also continued its membership of the FM Coalition to End Homelessness, which sponsors the annual Point-in-Time Count that involves outreach by several partners to survey all individuals who are sheltered and unsheltered on one given night. This year's count occurred on January 27.

In addition to its CDBG-funded activities serving homeless people, the City continued to fund operations for the Gladys Ray Shelter's Mobile Outreach Program, which assists unsheltered people in crisis, typically related to mental health and substance use issues. All staff of the Mobile Outreach Program are trained in administering the VI-SPDAT assessment tool to help assess a person's individual needs and connect to appropriate housing or detox interventions.

It also continued to provide operations support for the new Downtown Engagement Center, which supports outreach to homeless persons by providing a team of case managers, outreach workers, housing navigators, and various service agencies within the drop-in center to assess needs and encourage applying for mainstream benefits without needing to travel to different locations. A preliminary model of such operations is in its early stages at the former Police Department building downtown (operated by the Gladys Ray Shelter).

Addressing the emergency shelter and transitional housing needs of homeless persons

In 2021, 1,380 individuals, 7 adult couples without children, and 224 families inquired about seeking shelter at one of the FM Metro's emergency shelters. In total, this was a decrease of 342 households (both singles and family units) compared to 2020. This decrease may be attributable to the community's great investments in homeless prevention/diversion services, which screened 2,367 households in 2021.

Despite this, emergency shelter and transitional housing needs continue to exceed supply. On any given night in the FM area, there is an estimated total of 74 individuals staying in a place that is not a regular or permanent place to stay (e.g. car, vacant building, place of business) and actively, but unsuccessfully

looking for access to a shelter bed, per data from the Emergency Shelter Bed Prioritization list at the end of 2021. In the FM area, there are approximately 302 emergency shelter beds including overflow, and 185 transitional housing beds, while there are 957 individuals estimated to be experiencing homelessness on any given night.

In addition to its CDBG activities supporting emergency shelter, in PY2021 the City of Fargo:

- Continued to fund operations of the city-owned and operated Gladys Ray Shelter, which primarily uses general funds and other grants. This is a low barrier shelter with capacity for 25 adult males and 10 adult females. It also provides short-term residential, social (non-medical) detoxification services at its Withdrawal Management Unit (WMU).
- Funded operations for overflow shelter run by Churches United in Moorhead to increase overflow capacity by 33 beds, targeted for single women.
- Funded operations for overflow shelter run by New Life Center to increase overflow capacity by 25 beds targeted for single men.

Helping low-income individuals and families avoid becoming homeless, especially extremely low-income individuals and families and those who are: likely to become homeless after being discharged from publicly funded institutions and systems of care (such as health care facilities, mental health facilities, foster care and other youth facilities, and corrections programs and institutions); and, receiving assistance from public or private agencies that address housing, health, social services, employment, education, or youth needs

In PY2021, the City continued to operate the Gladys Ray Shelter through its Public Health Department and provide operations support to other local shelters, which are key to addressing the needs of individuals entering and exiting the criminal justice system, healthcare facilities, foster care, etc. Through its medical respite planning program, shelters continued to offer case management, transportation, and medical respite beds which are all integral to discharge planning. Shelter staff met with representatives from these local institutions to improve discharge planning.

The City also used CDBG funds and general funds to support the opening of the Downtown Engagement Center, which serves as a central service hub for people who are homeless or at-risk of becoming homeless. It also used CDBG funding for emergency subsistence payments as well as operational support for homeless prevention and diversion efforts. This emergency assistance and operational support will be carried out by two local agencies, which are SouthEastern North Dakota Community Action Agency (SENDCAA) and Presentation Partners in Housing (PPIH). Keeping people housed, rapidly re-housing, or housing people who are currently homeless has instantly provided (and will continue to) a safe place for quarantine isolation

Several organizations work with correctional facilities and offer transitional housing with case management to people being released, including Centre Inc., F5 Project, ShareHouse, Redemption Road, Anchorage, Free Through Recovery, and the Red River Recovery Center. Cass County jail also operated its new program where deputies provide services similar to case management for people most likely to

re-offend. Fraser also works with the community supervision unit at the Cass County jail and has received referrals from that partnership.

For foster care and youth, Youthworks and Fraser, Ltd. work with children and young people who are either experiencing or facing homelessness, including people transitioning out of foster care into adulthood. Not all of the youth served by Fraser lived in foster care, but a significant portion of them have spent at least some time in foster care.

For those being discharged from hospitals, mental health, and chemical dependency treatment facilities, efforts are underway, but further coordination is necessary. Fargo's New Life Center has a coordination system set up with hospitals looking to discharge patients to assist with prioritizing their discharges and cooperating with community efforts to divert from and prioritize shelter beds. Shelters have reported an increase in individuals struggling with severe mental health issues, and coordination issues with local institutions on how to optimize resources to serve them. Some individuals are able to be housed, but some individuals may not be interested in supportive housing available

Helping homeless persons (especially chronically homeless individuals and families, families with children, veterans and their families, and unaccompanied youth) make the transition to permanent housing and independent living, including shortening the period of time that individuals and families experience homelessness, facilitating access for homeless individuals and families to affordable housing units, and preventing individuals and families who were recently homeless from becoming homeless again

The City continued its partnerships with area service providers and organizations that help homeless persons make the transition to permanent housing and independent living, including the FM Homeless Coalition, SouthEastern North Dakota Community Action Agency (SENDCAA), Presentation Partners in Housing, area shelters, and the North Dakota CoC,. These agencies focus on planning and delivering housing and services for people who are homeless, including diversion and prevention; use of the local Coordinated Access Referral and Entry Stabilization system (CARES); and use of the City's CDBG-funded emergency housing assistance.

The City continued to operate its Gladys Ray emergency homeless shelter and its harm reduction programming, which includes dedicated staff for housing navigation. As mentioned in earlier sections, the Gladys Ray Shelter (GRS) is a low barrier shelter and serves people who are unlikely to find shelter elsewhere, including people who have been actively using drugs or alcohol if they are not a harm to themselves or others. GRS continuously works to address core issues of homelessness, including chronic chemical dependency, mental illness and physical disabilities, as well as unemployment and affordable housing issues. GRS is committed to helping ensure that adequate housing options and resources are available to all guests leaving the emergency shelter.

The Veteran's Drop-In Center provides veterans who are homeless, or at risk of becoming homeless, opportunities to meet their immediate needs such as respite from the weather, showers and laundry

facilities, meals and clothing. Additional services include referrals to community-based services, advocacy, internet/phone/email access, mail drop services, help with getting prescriptions filled or making appointments, and numerous other support services. In the 2019 program year, the Veteran's Drop-In Center provided these services to 100 individuals. The Veteran's Drop-In Center is currently operated by the VA, and has relocated to 721 1st Avenue North.

CR-30 - Public Housing 91.220(h); 91.320(j)

Actions taken to address the needs of public housing

In PY2021, the FHRA continued to administer its portfolio of public housing units and vouchers and maintain its high performer status in voucher administration. This included:

- 1,908 Section 8 Housing vouchers consisting of:
 - 47 Emergency Housing Vouchers granted in June 2021
 - 10 VASH Project Based Vouchers for Silver Lining Senior Property, anticipated to be open December 2022
 - 110 Project Based Vouchers to Lashkowitz Riverfront
 - 84 PBV for Elliott Place to open November 2022
 - 7 Home Ownership
 - 75 Family Unification Program vouchers (FUP)
 - 195 Mainstream
 - 90 Veterans Affairs Supportive Housing (VASH)
 - 245 Project Based vouchers serving affordable housing
- 50 Section 8 Certificates
- 247 Tenant Protection Vouchers for 2021 for Lashkowitz High Rise
- 230 FHRA-owned traditional public housing units (scattered site single-family homes and low rise apartments)
 - 28 units of public housing are currently being studied for redevelopment using Section 18 demolition and disposition application to be replaced with a low-rise apartment building consisting of no less than 42 units.
 - Investigating use of existing Faircloth limits to produce additional affordable housing through the Faircloth to Rad conversion.

At the end of PY2021, FHRA's waitlist for public housing was 907 households, and its tenant-based voucher waitlist was at 2553 households. Of the 3460 households, 452 were listed as having at least 1 family member who is disabled; 254 were seniors; and 754 were families with dependent children.

By December 2021, the FHRA completed relocating all residents of the Lashkowitz High Rise to newer, safer long-term housing using 247 tenant protection vouchers. The High Rise comprised 248 public housing units and is to be demolished and redeveloped in the coming months with co-developer Blue Line Development. It will include 110 units that are affordable to households earning 80% area median income or less along with 110 project-based vouchers for qualified households.

It progressed in the construction of Elliott Place, an 84-unit 55+ senior assisted living facility located at 4462 30th Ave S in Fargo. It is scheduled to open November 2022.

Actions taken to encourage public housing residents to become more involved in management and participate in homeownership

The FHRA continued to work to engage, educate, and empower residents by providing opportunities for personal development, economic stability, education, health, and fostering family and community life. For every 100 residents in a property, there is a resident advisory board member, which is convened to review annual plans, proposed policy changes, etc. Members receive a monetary stipend for participation and feedback.

The FHRA maintained seven participants in its homeownership voucher program, which accepted new participants until 2009. This program targeted disabled tenant households who can use their voucher to pay their mortgage, taxes, utilities, etc. indefinitely until they no longer need it.

The FHRA continued to monitor 39 participants who have not yet sold their soft second mortgage as part of its 1999 5H Homeownership Program, in which public housing units were sold by FHRA to 59 low-income tenants with soft second mortgages payable upon resale of the property.

Actions taken to provide assistance to troubled PHAs

The PHA is anticipated to be no longer designated as troubled as of the end of 2022 once rescoring is completed.

CR-35 - Other Actions 91.220(j)-(k); 91.320(i)-(j)

Actions taken to remove or ameliorate the negative effects of public policies that serve as barriers to affordable housing such as land use controls, tax policies affecting land, zoning ordinances, building codes, fees and charges, growth limitations, and policies affecting the return on residential investment. 91.220 (j); 91.320 (i)

Availability of both new and existing units of affordable housing has been an increasing challenge in Fargo, both for renters and owners. The City's tax policies, zoning controls, building inspections and housing-related incentives, for the most part, do not act as a barrier to affordable housing creation/preservation. Each category and related action is summarized in this section.

Tax Policies

The City has a two-year property tax exemption for newly constructed owner-occupied housing that is weighted more heavily toward affordable units. Fargo also has a property tax exemption for home remodeling projects that freezes the pre-rehab value for a period of 3-5 years, depending on the age of the home. In addition, the State of North Dakota has a Homestead Tax Credit that is designed to reduce the property tax burden on low-income elderly and disabled homeowners.

Land Use Policy & Controls

The City of Fargo adopted its current Comprehensive Plan, Go2030, in order to guide public policies and decisions towards a community vision through the establishment of eight guiding principles. One of the eight guiding principles focuses on neighborhoods, infill, and new development, which is summarized within the Plan as follows:

Fargo will promote attractive and welcoming neighborhoods by promoting a diverse and affordable housing stock. Fargo will support neighborhoods where residents can age in place, children can walk to school, and essential services are only a short walk away. Fargo will promote infill development, planned growth, and increasing density and vitality in its established neighborhoods.

When considering modifications to land use controls or requests for zoning map amendments, the City of Fargo works to ensure decisions are in alignment with these guiding principles. Recent zoning amendments have led to increased density within developed areas of the City, where municipal services are already in place. This has allowed for more affordable development, taking advantage of existing infrastructure and reducing the need to pay for expensive expansions of municipal services.

In areas that are walkable and have good access to a mix of amenities and transportation options, the City has adopted less restrictive land use controls, which has allowed for efficient, compact development. The DMU and UMU zoning districts both allow a mix of uses, unlimited residential density, reduced dimensional restrictions, and relaxed minimum parking standards (there are currently no

minimum parking requirements in the City's downtown zoning district today).

In the past few years, the City of Fargo worked with a consultant to conduct a diagnostic study of the Fargo Land Development Code (LDC) and is reviewing its implementation. The purpose of the LDC Diagnostic was to provide an in-depth assessment of the quality and effectiveness of the City's development codes, and to identify opportunities for improvement. This diagnostic study included an assessment of current zoning regulations in relation to the goals espoused by the Go2030 Comprehensive Plan, such as those listed above. MetroCOG (Fargo's local Metropolitan Planning Organization) recently completed a Parking and Access Study, which has helped inform the LDC diagnostic study as well. This study will culminate with a set of recommended action steps towards addressing identified deficiencies within the current Land Development Code.

Lastly, the City seeks to preserve the supply of existing housing stock. This is accomplished through code enforcement efforts in combination with the tax incentive program outlined above. Enforcement of property maintenance codes works to extend the life of the City's existing affordable housing stock. Additionally, a consultant recently completed the City's Core Neighborhood Plan and is now reviewing the implementation of a non-HUD funded housing rehabilitation program. The Planning & Development Department also recently added a neighborhood planner to its staff, who will assist in the goals of the plan.

Actions taken to address obstacles to meeting underserved needs. 91.220(k); 91.320(j)

Like many other communities across the country, Fargo's greatest obstacle in meeting underserved needs has historically been a lack of funding and people available to do the work. With COVID-19, there has been an increase in funding and the greatest obstacle remains to be capacity and meeting demand. A new obstacle that the whole nation will be facing, including Fargo, is nearing the end of one-time funding, which has been used for the past couple of years to provide homeless prevention and eviction efforts. Since the beginning of funding availability, the City has been reminding its Subrecipients that the funding will be ending soon and the waivers no longer exist, and that they will need to find new sources of funds to maintain the level of service they have been providing throughout the pandemic. At this time, there is no clear solution to this problem.

Every year, the City receives requests for funding that far exceed what the City has available, even with the extra funding for COVID-19 response, preparation, and prevention. In receiving a multitude of funding requests and hearing from many organizations, the City is often able to identify duplication or similarities, making it easy to connect people. The City also highlights other funding sources in the community and offers letters of support to enhance grant applications. This helps to build capacity in the community, particularly when funding from the City is limited.

Another way the City works to address obstacles to meeting underserved needs is through its Native American Commission (NAC) and Human Rights Commission (HRC). These commissions draw awareness to issues within the community and serve in an advisory capacity to the City Commission. The NAC's mission is to work together to strengthen the Native American community in order to promote

understanding, recognition, and respect for Native American cultures and enrich the whole community. The HRC's mission is to promote acceptance and respect for diversity and discourage all forms of discrimination. The Planning Department is responsible for staffing the NAC. This connection helps further the City's community development goals and the stated goals. The HRC and NAC monitor fair housing and discrimination issues in the City via research, public forums, and regular opportunities for public input.

Actions taken to reduce lead-based paint hazards. 91.220(k); 91.320(j)

Lead-based paint hazards were addressed in two owner-occupied housing units during the course of program year 2021 through Fargo's housing rehabilitation program.

Most of Fargo's housing stock was constructed before 1978, so most housing units in Fargo likely have lead-based paint hazards. The City of Fargo, even with its partners, does not have the current resources to address most lead-based paint conditions in the city. However, the City has raised public awareness of lead-based paint hazards through its past homeowner rehabilitation programming. The City will continue to provide educational information about the hazards of lead-based paint to residents and subrecipients of federal funds on projects involving lead-based paint.

Actions taken to reduce the number of poverty-level families. 91.220(k); 91.320(j)

In addition to what was described in the "underserved needs" section, the City specifically supports the Fargo Housing and Redevelopment Authority's efforts to provide a number of self-sufficiency programs that are aimed at increasing a family's economic independence. The Housing and Redevelopment Authority works closely with Job Service of North Dakota to provide necessary training opportunities to poverty-level families. Local funds were utilized to provide transportation passes to low-income participants. The City continues to coordinate anti-poverty efforts with local service providers and social service agencies.

Actions taken to develop institutional structure. 91.220(k); 91.320(j)

The strength of the institutional structure comes from the wide variety of organizations that collaborate to address housing and community development issues within the community. The City of Fargo works to maintain and build its relationships with local organizations, businesses, and residents and will continue to communicate and share existing needs assessment data to address emerging community needs.

Actions taken to enhance coordination between public and private housing and social service agencies. 91.220(k); 91.320(j)

The City is an active participant in the Fargo Moorhead Coalition to End Homelessness, statewide Continuum of Care Planning Committee, the ND Interagency Council on Homelessness, and other

community-wide partnerships that discuss a variety of housing issues facing the metropolitan area.

City staff is actively involved with local housing organizations and has promoted the utilization of non-profit development organizations to address housing needs of the community. The City provides technical assistance whenever possible with the intent of developing organizational capacity, and staff sees itself as a link and partner with area organizations. The 2021 Action Plan included a number of critical partnerships with community organizations to further advance new and existing affordable housing opportunities and community development efforts in Fargo. Additionally, the City has been revitalizing its Community Development Committee by coordinating public discussions between public and private housing developers and service providers.

Identify actions taken to overcome the effects of any impediments identified in the jurisdictions analysis of impediments to fair housing choice. 91.520(a)

In PY2021, the City finalized its Analysis of Impediments to Fair Housing Choice, available at https://download.fargond.gov/1/fargo_ai_2020-2024_adopted_may_2022.pdf. The plan outlines several actions to overcome the effect of identified impediments which the City began implementing in PY2021. This includes:

- Continuing to fund High Plains Fair Housing Center for fair housing education and outreach
- Encouraging partners to implement language access plans
- Connecting the Native American Commission with housing providers to bring awareness to lenders about federally-backed Native American lending programs
- Working with local partners to create new and/or rehabilitated affordable housing
- Exploring risk mitigation funding for rental applicants with low credit ratings
- Being involved in community efforts to address transportation, childcare, and other barriers that affect low-income individuals

Efforts to implement these actions as well as several others identified are ongoing. The City will continue to directly address concerns highlighted in regard to impediments to fair housing, including the need for education, the existence of historic isolation, and lack of affordable housing.

CR-40 - Monitoring 91.220 and 91.230

Describe the standards and procedures used to monitor activities carried out in furtherance of the plan and used to ensure long-term compliance with requirements of the programs involved, including minority business outreach and the comprehensive planning requirements

The City continues to use various administrative mechanisms to monitor the progress of its HUD-funded projects. The primary monitoring goal of the City is to provide technical assistance, identify deficiencies and promote corrections in order to improve, and reinforce or augment the City's Consolidated Plan performance.

All CDBG and CDBG-CV-funded activities are assigned a project manager who provides technical assistance and conducts remote "desk" monitoring on an ongoing basis. This includes ensuring that the subrecipients comply with the terms of their agreements, including adequate income and client eligibility verifications, procurement methods, and record-keeping. This also includes reviewing beneficiary data and progress reports. For construction projects, the project manager is also responsible for reviewing all certified timesheets and conducting employee interviews and site visits as needed to ensure Davis Bacon and Section 3 compliance.

On-site monitoring visits are determined as necessary by risk assessment. High risk factors include minimal experience managing federal grants; financial audit findings; high staff turnover; historic compliance or performance issues; and/or highly complex activities. On-site monitoring visits utilize HUD's "Checklist for On-Site Monitoring of a Subrecipient."

All HOME-funded activities are assigned a project manager who provides technical assistance and conducts monitoring on an annual basis as outlined in CR-50 and in accordance to the City's HOME Monitoring policy.

Citizen Participation Plan 91.105(d); 91.115(d)

Describe the efforts to provide citizens with reasonable notice and an opportunity to comment on performance reports.

The City of Fargo published a Public Notice in the local newspaper, *The Forum*, on August 17, 2022, notifying citizens of the public comment period for reviewing the City of Fargo Consolidated Annual Performance and Evaluation Report for the 2021 Action Plan for Housing and Community Development for a 15-day public comment period from August 18 – September 1, 2022.

The public notice included contact information for the City of Fargo's Section 504/ADA Coordinator, Bekki Majerus, as well as state TDD relay information and noted that Fargo's City Hall was accessible and serviced by public transit. In addition, the public notice noted alternative formats of this information or

reasonable accommodations for persons with hearing loss, vision loss, disabilities or limited English proficiency, including the availability of interpretation and translation services (e.g., sign language or non-English languages) or an auxiliary aid to fully participate, should be requested through the Planning and Development Department or the Section 504/ADA Coordinator.

A copy of the report, along with any public comments, was posted online and made available to the public at the Fargo Planning Department, 2nd Floor City Hall, 225 North 4th Street, Fargo, ND or by calling 701-241-1474, TTY/ND Relay service 800-366-6888 or 711. An electronic copy was distributed to all 3 public libraries in Fargo as well as the headquarters of the Fargo Housing and Redevelopment Authority (FHRA) with instructions to provide copies upon request. The public notice also noted alternative formats were available for the CAPER upon request, and a reasonable number of free copies would be available upon request. Finally, during the public comment period, the Community Development Committee and City Commission were sent a link to the draft CAPER by staff, requesting comments and suggestions.

No public comments were received.

CR-45 - CDBG 91.520(c)

Specify the nature of, and reasons for, any changes in the jurisdiction's program objectives and indications of how the jurisdiction would change its programs as a result of its experiences.

Due to impacts of COVID-19, Fargo had continued focus on its administration of CDBG-CV (COVID-19) and other federal pandemic response funds in 2021. Activities that respond to, prepare for, and prevent the spread of the COVID-19 virus continued to be prioritized in the 2021 Action Plan. Though the COVID-19 pandemic delayed the completion of non-coronavirus activities, progress continued and no activities were defunded.

Does this Jurisdiction have any open Brownfields Economic Development Initiative (BEDI) grants?	No
--	----

[BEDI grantees] Describe accomplishments and program outcomes during the last year.

CR-50 - HOME 91.520(d)

Include the results of on-site inspections of affordable rental housing assisted under the program to determine compliance with housing codes and other applicable regulations

Please list those projects that should have been inspected on-site this program year based upon the schedule in §92.504(d). Indicate which of these were inspected and a summary of issues that were detected during the inspection. For those that were not inspected, please indicate the reason and how you will remedy the situation.

Due to the impacts of COVID-19, the City of Fargo utilized HOME monitoring waivers to delay its 2019 and 2020 HOME unit inspections until PY2021. For the 2019 unit sample inspected in summer 2021, all of the projects were found to be in compliance once three of the projects' HQS violations were corrected and re-inspected. For the 2020 unit sample inspected in fall 2021, all of the projects were found to be in compliance once one's HQS violations were corrected and re-inspected. File monitoring of 2020 sample also concluded in PY2021; all projects were found to be in compliance once lease violations at all projects were corrected through implementation of a lease addendum.

For 2021 HOME monitoring, all projects were found to be in compliance. Unit inspections and file monitoring of the required unit sample size were conducted in spring of 2022.

Provide an assessment of the jurisdiction's affirmative marketing actions for HOME units. 92.351(b)

The City requires that the owner of each HOME development, with five or more total units, affirmatively markets their units to promote equal housing choice for prospective tenants, regardless of race, color, religion, sex, national origin, familial status, or disability. Owners must develop and execute an "Affirmative Marketing Plan" to detail outreach efforts to prospective applicants identified as "least likely to apply." Each year, the City reviews each project's Affirmative Marketing Plan to ensure compliance.

HOME-assisted unit households' demographics were largely on par with the greater city of Fargo, and affirmative marketing efforts were deemed sufficient.

Refer to IDIS reports to describe the amount and use of program income for projects, including the number of projects and owner and tenant characteristics

During the 2021 program year, the City expended \$38,159.78 (\$24,377.60 PJ PI + \$13,782.18 State PI) in HOME Program Income to assist with acquisition and closing costs for a project involving acquisition, demolition, and new construction of an affordable, owner-occupied twin home. The project will be carried out by a local housing organization called Cass Clay Community Land Trust (CCCLT) and will take place at 1014 and 1412 1st Avenue South in Fargo. Each twin home unit must be occupied by a low-to-moderate income homebuyer (whose income is at or below 80% AMI). The CCCLT has around 29 applications on their waiting list, and of those 29 applications, 18 have been approved for the CCCLT's

program and mortgage loans/lending. No families have been qualified yet for the 1410/1412 1st Avenue South project, but the CCCLT will be reaching out to people once the project work starts. The City will obtain the required accomplishment reporting data once the homebuyers have been selected/qualified for the project.

Describe other actions taken to foster and maintain affordable housing. 91.220(k) (STATES ONLY: Including the coordination of LIHTC with the development of affordable housing). 91.320(j)

Housing Rehabilitation

In 2021, the City recommitted to the City's Neighborhood Revitalization Initiative (NRI), which is a \$2 million line of credit from Gate City Bank to offer low-interest loans with Annual Percentage Rates (APR's) as low as 2.59% for affordable homeowner improvements. In 2021, 9 housing units were rehabilitated through the NRI Program, keeping them affordable, safe, and more energy efficient for homeowners. In addition to NRI, the City also maintained affordable housing through its HOME rehab program (the housing rehab program was a 2019 Action Plan activity). This program focused on maintaining existing housing stock by keeping improvements and maintenance within reach to the homeowner(s). In program year 2021, 2 single-family housing units were rehabilitated through this program.

Multi-Family Rental and Community Housing Development Organization (CHDO)

The City will partner with a local housing organization to provide affordable, multi-family housing for low-to-moderate income households. In the 2021 Action Plan, the City has awarded HOME funds to be utilized for new construction of a multi-family rental housing complex. The project will be carried out by Beyond Shelter, Inc. and owned and managed by a subsidiary LLLP.

Local Housing Nonprofit Organizations

As an update, the City of Fargo is utilizing HOME funds for affordable single-family housing development projects (which is a 2020 Action Plan activity), to be carried out by Habitat for Humanity and Cass Clay Community Land Trust (CCCLT). In the spring of 2022, Habitat for Humanity finished construction of a single-family home located in Fargo, which was then sold to a low-to-moderate income buyer. As part of the 2022 Action Plan, HOME funds will be provided to Habitat for Humanity for additional development of affordable, single-family housing units, to be occupied by low-to-moderate income households. Lastly, the CCCLT will be starting construction of a twin home on 2 Fargo lots in the summer of 2022 with an estimated completion of these units by the end of 2022.

Low Income Housing Tax Credits (LIHTCs) – Fargo Projects

The following projects were awarded with 2021 tax credits:

9% credits

- Beyond Shelter Inc., “The Milton Earl”, with 42 units.
- Beyond Shelter Inc., “HomeField 3”, with 39 units.
- Commonwealth Development Corp., “City Flats”, with 42 units.
- Community Works/CR Builders, “Prairie Ridge Residences 9”, with 32 units.

4% credits

- Community Works/CR Builders, “Prairie Ridge Residences 4”, with 88 units.

In addition, the ND Housing Finance Agency continues its down payment and closing cost assistance programs in Fargo to provide many new owner-occupied housing opportunities in the City.

CR-58 – Section 3

Total Labor Hours:

	CDBG	HOME
Total Number of Activities		
Total Labor Hours		
Total Section 3 Worker Hours		
Total Targeted Section 3 Worker Hours		

Qualitative Efforts – Number of Activities by Program:

	CDBG	HOME
Outreach efforts to generate job applicants who are Public Housing Targeted Workers.		
Outreach efforts to generate job applicants who are Other Funding Targeted Workers.		
Direct, on-the job training (including apprenticeships).		
Indirect training such as arranging for, contracting for, or paying tuition for, off-site training.		
Technical assistance to help Section 3 workers compete for jobs (e.g., resume assistance, coaching).		
Outreach efforts to identify and secure bids from Section 3 business concerns.		
Technical assistance to help Section 3 business concerns understand and bid on contracts.		
Division of contracts into smaller jobs to facilitate participation by Section 3 business concerns.		
Provided or connected residents with assistance in seeking employment including: drafting resumes, preparing for interviews, finding job opportunities, connecting residents to job placement services.		
Held one or more job fairs.		
Provided or connected residents with supportive services that can provide direct services or referrals.		
Provided or connected residents with supportive services that provide one or more of the following: work readiness health screenings, interview clothing, uniforms, test fees, transportation.		
Assisted residents with finding child care.		
Assisted residents to apply for, or attend community college or a four year educational institution.		
Assisted residents to apply for, or attend vocational/technical training.		
Assisted residents to obtain financial literacy training and/or coaching.		

Bonding assistance, guaranties, or other efforts to support viable bids from Section 3 business concerns.		
Provided or connected residents with training on computer use or online technologies.		
Promoting the use of a business registry designed to create opportunities for disadvantaged and small businesses.		
Outreach, engagement, or referrals with the state one-stop system, as designed in Section 121(e)(2) of the Workforce Innovation and Opportunity Act.		
Other.		

Narrative

No projects were closed in Program Year 2021 that were covered by Section 3 Final Rule requirements.

Attachments

Public Notice for 2021 CAPER

PUBLIC NOTICE

The public comment period for reviewing the City of Fargo's Consolidated Annual Performance and Evaluation Report (CAPER) for the 2021 Action Plan for Housing and Community Development is August 18 through September 1, 2022. A copy of the report, along with any current public comments received, is available to the public for comment on the City's website at www.fargond.gov/planninganddevelopment/plansandstudies or the City of Fargo Planning and Development Department, 2nd Floor City Hall, 225 4th Street North, Fargo, ND or by calling 701-241-1474 or emailing Planning@FargoND.gov.

Accessibility – Fargo City Hall is serviced by public transit, accessible and can accommodate persons who are disabled. Alternative formats of this information (e.g., Braille, American Sign Language, etc.) or reasonable accommodations for persons with hearing/vision impairments and/or other disabilities will be made upon request. The contact information to arrange for services (a 48 hour notice may be needed) is City of Fargo's Section 504/ADA Coordinator Bekki Majerus – 701.298.6966. To access TTY/ND Relay service – 800.366.6888 or 711.

Limited English – Reasonable steps will be taken to provide persons with limited English proficiency (LEP) meaningful access, including the availability of interpretation and translation services. If services are needed, the contact information is provided above.

Non-Discrimination Notice – In accordance with Federal regulations and City of Fargo policies, services are provided without regard to race, color, religion, sex, disability, familial status, national origin, age, marital status, veteran status, sexual orientation, gender identity, public assistance, domestic violence, lawful activity, or condition protected by applicable federal and state laws. The City is an equal employment/equal housing opportunity agency.

AFFIDAVIT OF PUBLICATION

STATE OF NORTH DAKOTA

ss.

COUNTY OF CASS

Taylor Herhold, The Forum of Fargo-Moorhead, being duly sworn, states as follows:

1. I am the designated agent of The Forum of Fargo-Moorhead, under the provisions and for the purposes of, Section 31-04-06, NDCC, for the newspaper listed on the attached exhibit.
2. The newspaper listed on the exhibit published the advertisement of: **Legal Notice**; (1) time: *Wednesday August 17, 2022*, as required by law or ordinance.
3. All of the listed newspapers are legal newspapers in the State of North Dakota and, under the provisions of Section 46-05-01, NDCC, are qualified to publish any public notice or any matter required by law or ordinance to be printed or published in a newspaper in North Dakota.


Dated this 17th day of August 2022

Taylor Herhold

Legals Clerk

Nichole Seitz

Notary Public



PUBLIC NOTICE

The public comment period for reviewing the City of Fargo's Consolidated Annual Performance and Evaluation Report (CAPER) for the 2021 Action Plan for Housing and Community Development is August 18 through September 1, 2022. A copy of the report, along with any current public comments received, is available to the public for comment on the City's website at www.fargond.gov/planningand-development/plansandstudies or the City of Fargo Planning and Development Department, 2nd Floor City Hall, 225 4th Street North, Fargo, ND or by calling 701-241-1474 or emailing Planning@FargoND.gov.

Accessibility – Fargo City Hall is serviced by public transit, accessible and can accommodate persons who are disabled. Alternative formats of this information (e.g., Braille, American Sign Language, etc.) or reasonable accommodations for persons with hearing/vision impairments and/or other disabilities will be made upon request. The contact information to arrange for services (a 48 hour notice may be needed) is City of Fargo's Section 504/ADA Coordinator Bekki Majerus – 701.298.6966. To access TTY/ND Relay service – 800.366.6888 or 711. **Limited English** – Reasonable steps will be taken to provide persons with limited English proficiency (LEP) meaningful access, including the availability of interpretation and translation services. If services are needed, the contact information is provided above.

Non-Discrimination Notice – In accordance with Federal regulations and City of Fargo policies, services are provided without regard to race, color, religion, sex, disability, familial status, national origin, age, marital status, veteran status, sexual orientation, gender identity, public assistance, domestic violence, lawful activity, or condition protected by applicable federal and state laws. The City is an equal employment/equal housing opportunity agency.

(Aug. 17, 2022) 91439

Assessment of Objectives and Accomplishments

Annual Goal Supported	CDBG/HOME Project (All projects in progress unless otherwise indicated.)	5 year goal	2021 and Pre-2021 AAP Goals (includes 2019 AAP CDBG-CV Projects)	2021 AAP Goals Accomplished in 2021 Program Year (May 1, 2021-April 30, 2022)	Pre-2021 AAP Goals Accomplished in 2021 Program Year (May 1, 2021-April 30, 2022)	Pre-2021 AAP Goals Accomplished in 2015-2020 Program Years	Cumulative Over 5 Years (2015-2019)
Affordable Housing	Housing Rehabilitation – Owner Occupied - <i>Complete</i>	75 units	Multiple Years	0 units	2 units	57 units	59 units
Affordable Housing (2018 Action Plan Project – IDIS Activity 1038)	HomeField 3 Senior Housing (HOME CHDO Project)	141 units	3 units	0 units	3 units	6 units	9 units
Affordable Housing (2019 Action Plan Project – IDIS Activity 1039)	HomeField 3 Senior Housing (HOME Affordable Senior Housing Development)		5 units	0 units	2 units	0 units	2 units
Affordable Housing (2019 Action Plan Project – IDIS Activity 1027)	HomeField 3, LLLP Acquisition (CDBG)		39 units	0 units	39 units	0 units	39 units
Assistance for Vulnerable Populations	After School Matters Youth Center	150 persons	150 persons	19 persons	0 persons	0 persons	19 persons
Ending and Preventing Homelessness (2021 Action Plan Project split into two IDIS activities – 1064 and 1065)	Emergency Subsistence Payments/Homeless Prevention & Diversion Efforts (SENDCAA and Presentation Partners in Housing)	1,450 persons	150 persons	22 persons (7 SENDCAA + 15 PPIH)	0 persons	0 persons	22 persons
Ending and Preventing Homelessness (One 2020 Action	Emergency Subsistence Payments/Homeless Prevention & Diversion Efforts (SENDCAA and Presentation Partners in Housing)		1,300 persons	0 persons	488 persons (261 SENDCAA + 227 PPIH)	0 persons	488 persons

Plan Project split into five IDIS activities – 1053, 1054, 1055, 1056, 1057)	Emergency Subsistence/Homeless Prevention & Diversion Operational Support (SENCAA and Presentation Partners in Housing)			0 persons	1,731 persons (1,389 SENDCAA + 342 PPiH)	0 persons	1,731 persons
	Housing Navigators for Gladys Ray Shelter/Homeless Prevention, Diversion, Emergency Housing			0 persons	325 persons	0 persons	325 persons
Ending and Preventing Homelessness (2020 Action Plan project)	Homeless Engagement, Outreach, & Harm Reduction	5,000 persons	1,000 persons	0 persons	454 persons	0 persons	454 persons
Homelessness (One 2019 Action Plan project split into four IDIS activities – 1036, 1037, 1045, 1046)	CV - Emergency Subsistence/Homeless Prevention/ Diversion Efforts (SENDCAA and Presentation Partners in Housing)	Not amended into 2015-2019 Con Plan	900 persons	0 persons	311 persons (98 SENDCAA + 213 PPiH)	127 persons (36 SENDCAA + 91 PPiH)	438 persons
	CV – Emergency Subsistence/Homeless Prevention & Diversion Operational Support (SENDCAA and Presentation Partners in Housing)			0 persons	351 persons (351 PPiH)	1,249 persons (660 SENDCAA + 589 PPiH)	2,260 persons
Homelessness (2019 Action Plan project)	CV - Homeless Facilities Gladys Ray Shelter Partitioned Bunk Beds		550 persons	0 persons	454 persons	0 persons	454 persons
Homelessness	CV - Housing Navigators for Gladys Ray Shelter		35 persons	0 persons	30 persons	55 persons	85 persons
Homelessness	CV - Mobile Homeless Health Services Outreach		2,000 persons	0 persons	132 persons	0 persons	132 persons
Homelessness	CV - Eviction Prevention Efforts		36 persons	0 persons	62 persons	5 persons	67 persons
Homelessness (2018 Action Plan project)	Gladys Ray Emergency Homeless Shelter Facilities Improvements	9,155 persons	4,155 persons	0 persons	454 persons	0 persons	454 persons

*The “expected” and “actual” numbers for the CV projects (5 projects total) were not reported in Table 1 or Table 2 of *Section CR-05 Goals and Outcomes* in the 2021 CAPER, nor were they incorporated into the 2015-2019 Consolidated Plan or the 2020-2024 Consolidated Plan. The “expected” numbers for these CV projects are, however, noted under the above table’s column titled “2021 and Pre-2021 AAP goals (includes 2019 AAP CDBG-CV Projects)” for informational purposes.

Accomplishment Table Narrative

This CAPER covers the second year of the 2020-2024 Consolidated Plan. Due to delays from COVID, the 2021 Action Plan activities do not have any accomplishments to report on for the 2021 program year (May 1, 2021 – April 30, 2022). The above table does include prior year activities that were accomplished in the 2021 program year. Most of these activities are still underway. Below is a summary of the 2021 activities:

Affordable Housing (2018, 2019 & 2020)

As an update, the City of Fargo is utilizing HOME funds for *Affordable Single-Family Housing for Ownership* projects (from the 2020 Action Plan), to be carried out by Habitat for Humanity and Cass Clay Community Land Trust (CCCLT). In Program Year 2022, Habitat for Humanity finished construction of a single-family home located at 1529 10th Avenue South in Fargo (which was deeded to Habitat in June of 2021). The closing between Habitat for Humanity and the homebuyer was held in May of 2022, in which the land was deeded to the homebuyer at that time. The CCCLT acquired the property at 1412 1st Avenue South in June of 2021 and demolition of the existing structure on that lot took place in December of 2021. The property at 1410 1st Avenue South will be deeded to the CCCLT in Program Year 2022. The CCCLT will be constructing a twin home on these two lots. Construction will start once the lot at 1410 is deeded to the CCCLT.

The City of Fargo's Housing Rehabilitation program focuses on health and safety code issues in older owner-occupied affordable houses. A total of 2 projects were completed (under the 2019 project titled *Housing Rehabilitation and Delivery – Owner Occupied*).

HOME funds were allocated to be used for new construction of The Milton Earl affordable, multi-family rental housing project (these are for the 2021 Action Plan projects titled, *Community Housing Development Organization* [CHDO] project and *Multi-Family Rental* project). This project is located at 708 4th Avenue North and will be carried out by Beyond Shelter, Inc. and owned and managed by a subsidiary LLLP. This project is currently underway.

Lastly, the City of Fargo utilized CDBG funds for acquisition of vacant land at 4225 28th Avenue South for a 2019 Action Plan project titled *HomeField 3, LLLP Acquisition*. The City of Fargo also used 2018 and 2019 HOME funds (including HOME Community Housing Development Organization set-aside funds) for new construction of *HomeField 3 Senior Housing*. This project resulted in an affordable, multi-family senior rental housing complex with 39 units.

Assistance for Vulnerable Populations (2021)

The City of Fargo utilized Community Development Block Grant (CDBG) funds for rehabilitation of an existing space to be used for after school youth programming, specifically for teens (13-19) of low-to-moderate income households (the project is titled *After School Matters Youth Center*). Rehabilitation of the space was not completed until February of 2022; therefore, a majority of the accomplishment reporting will be done in Program Year 2022. In the 2021 Program Year, 19 individual youth participated in the Faith4Hope After School Matters Program. Of these 19 persons, 8 were Fargo residents.

Homelessness (2018 & 2019)/Ending and Preventing Homelessness (2020 & 2021)

CDBG Funds – 2020 and 2021 Action Plans and CDBG-CV Funds – 2019 Action Plan (tied to 2020 Action Plan Program Year)

The City of Fargo is using CDBG-CV funds (2019 Action Plan) and CDBG funds (2020 and 2021 Action Plans) for *Emergency Subsistence Payments/Homeless Prevention and Diversion Efforts*. The funds will be utilized for temporary emergency housing assistance, housing navigation, and operational support for homeless prevention and diversion efforts. Temporary emergency housing assistance includes: rent assistance, mortgage payments, non-City-owned utilities, and other homeless or eviction prevention-type assistance as approved by the City of Fargo, for an allowable time period designated by HUD. Emergency payments will be made directly to the provider of items or services on behalf of an individual or household. The partners for this 2020 and 2021 project are SouthEastern North Dakota Community Action Agency (SENDCAA) and Presentation Partners in Housing (PPIH).

CDBG Funds – 2018, 2019, and 2020 Action Plans

There are three activities that each served 454 (unduplicated) persons, for a total of 1,362 homeless persons, at the Gladys Ray Shelter. All three of these activities were completed in the 2021 program year. The projects were the 1) *Gladys Ray Emergency Homeless Shelter Facilities Improvements* (2018 Action Plan project); 2) *CV-Homeless Facilities Gladys Ray Shelter Partitioned Bunk Beds* (2019 Action Plan project); and 3) *Homeless Engagement, Outreach, & Harm Reduction* (2020 Action Plan project). Of the 454 (unduplicated) persons that each activity assisted: 341 persons stayed for 0-6 days; 79 persons stayed for 7-30 days; 18 persons stayed for 31-91 days; and 16 persons stayed for 92 or more days. Of the total 454 persons from each activity, 78% (355 persons) had a disability and 31% are 62 years of age or older. These projects allowed for significant rehabilitation to the emergency shelter; fabrication and installation of professionally-manufactured bunk beds with solid separation panels to help prevent and reduce the spread of COVID-19 in the shelter; and operational support for homeless engagement, outreach, and harm reduction services.

CDBG-CV Funds – 2019 Action Plan (tied to 2020 Action Plan Program Year)

In the 2021 Action Plan program year, approximately 311 individuals, who are considered to be homeless or are at risk of becoming homeless, have received assistance through CDBG-CV funded emergency subsistence payments. In addition, 351 individuals received assistance through CDBG-CV funds that were utilized for operational support of homeless prevention, diversion, and emergency housing assistance efforts, ensuring prompt administration and close screening of beneficiaries to prevent a duplication of benefits.

Also in the 2021 Action Plan program year, CDBG COVID funds were utilized to provide operational support and fund *Housing Navigators for the Gladys Ray Shelter*, which are staffed in coordination with Presentation Partners in Housing. The operational support will include homeless prevention, diversion, and emergency housing assistance. Ultimately, this project will reduce the spread of COVID-19 and keep the community hospitals from being inundated. In the 2021 program year, 30 persons who are considered to be homeless or are at risk of becoming homeless, were provided with support.

In addition, CDBG COVID funds provided a *mobile homeless health services outreach program*. The funds helped support staffing for a mobile medical unit to provide flexible COVID-19 testing and treatment capabilities to homeless patients at various FM area shelters. The vehicle contains all of the necessary features to provide flexible, comprehensive testing and medical treatment to combat the COVID-19 disease in locations and populations that are traditionally more difficult to reach and serve. It also services as an alternative to the fixed Family Healthcare Homeless Services clinic. For the 2021 Action Plan program year, this activity served 132 persons experiencing homelessness.

Lastly, CDBG COVID funds were used for *eviction prevention efforts*, provided by High Plains Fair Housing Center. In the 2021 program year, 62 households have been assisted.

CDBG Funds – 2020 Action Plan

In addition to the above CDBG-CV funded accomplishments in the 2021 Action Plan program year, there were approximately 488 individuals, who are considered to be homeless or are at risk of becoming homeless, that have received assistance through emergency subsistence payments (through the 2020 Action Plan project). An additional 1,731 individuals received assistance with CDBG funds that were utilized for *operational support* of homeless prevention, diversion, and emergency housing assistance efforts.

Approximately 325 individuals were provided assistance through homeless prevention, diversion, and emergency housing assistance through the 2020 Action Plan project titled *Housing Navigators for the Gladys Ray Shelter/Homeless Prevention, Diversion, and Emergency Housing*.

CDBG funds will be used for operational support for *homeless engagement, outreach, and harm reduction* at Fargo's Gladys Ray Shelter with a goal to assist approximately 1,000 homeless persons.

CDBG Funds – 2021 Action Plan

Lastly, there were approximately 22 individuals who received homeless prevention, diversion, and emergency housing assistance provided by SENDCAA and Presentation Partners in Housing (through the 2021 Action Plan project).

To note, 2021 CDBG funds will be utilized for *eviction prevention efforts* provided by High Plains Fair Housing Center as a response to reduce the spread of COVID-19 and keep the community's hospitals from being inundated by keeping individuals housed. An estimated 20 households will be provided assistance with eviction prevention efforts, but there are not any accomplishments to report on for Program Year 2021.

Activity Program Year	Activity	Goal Outcome Indicator**	# of Households Assisted	# of Persons Assisted	# Homeless	# At-Risk of Homelessn ess	# with Disability	# 62 years of age or older	# Female Head of Household	# Male Head of Household	# of Moderate Income 51-80%	# of Low Income 31-50%	# of Very Low Income 0-30%	White & Hispanic/L atino	White	Black/ African American & Hispanic/La tino	Black/ African American	Asian & Hispanic/L atino	Asian	American Indian/ Alaskan Native & Hispanic/La tino	American Indian/ Alaskan Native	Native Hawaiian/Ot her Pacific Islander & Hispanic/Lat ino	Native Hawaiian/O ther Pacific Islander	American Indian/ Alaskan Native & Hispanic/La tino	American Indian/ Alaskan Native & White	Asian & White & Hispanic/L atino	Asian & White	Black/ African American & White & Hispanic/ Latino	Black/ African American & White	American Indian/ Alaskan Native & Black/ African American & Hispanic/La tino	American Indian/ Alaskan Native & Black/ African American	Other Multi-Racial & Hispanic/La tino	Other Multi-Racial			
HOME																																				
2018	1038 - HomeField 3 Senior Housing	7	-	3	0	0	3	3	3	0	1	2	0	0	3	0	0	0	0	0	0	0	0	0	0	0	0	0	0	0	0	0	0	0	0	
2019	1039 - HomeField 3 Senior Housing	7	-	2	0	0	2	2	1	1	0	0	2	0	2	0	0	0	0	0	0	0	0	0	0	0	0	0	0	0	0	0	0	0	0	
2019	1031 - 1617 2 St N (housing rehab)	10	1	4	0	0	0	0	1	0	1	0	0	0	4	0	0	0	0	0	0	0	0	0	0	0	0	0	0	0	0	0	0	0	0	
2019	1032 - 821 14 St S (housing rehab)	10	1	2	0	0	0	0	0	0	1	0	0	0	2	0	0	0	0	0	0	0	0	0	0	0	0	0	0	0	0	0	0	0	0	
			2	6	0	0	0	0	1	0	2	2	2	0	6	0	0	0	0	0	0	0	0	0	0	0	0	0	0	0	0	0	0	0	0	
				6							6			6																						
CDBG																																				
2018	1013 - Gladys Ray Emergency Homeless Shelter Facilities Improvements*	13	-	454	454	0	355	31	0	0	0	0	454	44	175	0	57	0	4	0	140	0	3	0	0	0	0	0	0	0	0	0	0	0	0	31
2019	1027 - HomeField 3 LLLP Acquisition	7	-	39	0	0	12	39	26	13	12	14	13	39	0	0	0	0	0	0	0	0	0	0	0	0	0	0	0	0	0	0	0	0	0	
2020	1051 - Homeless Engagement, Outreach, & Harm Reduction *	13	-	454	454	0	355	31	0	0	0	0	454	44	175	0	57	0	4	0	140	0	3	0	0	0	0	0	0	0	0	0	0	0	0	31
2020	1053 - Emergency Subsistence/Homeless Prevention & Diversion Operational Support - SENDCAA	15	-	1389	285	1104	367	135	440	368	56	170	1163	59	690	7	412	9	7	15	89	3	0	0	0	0	0	0	15	0	0	22	61			
2020	1054 - Emergency Subsistence Payments/Homeless Prevention and Diversion Efforts - SENDCAA	15	123	261	0	0	32	13	76	47	12	38	211	11	135	0	76	3	1	1	21	0	0	0	2	0	0	0	0	0	0	0	1	10		
2020	1055 - Emergency Subsistence/Homeless Prevention & Diversion Operational Support - PPIH	15	-	342	84	257	98	11	90	67	0	11	331	17	152	0	113	0	2	9	34	0	0	0	4	0	0	0	4	0	1	0	6			
2020	1056 - Emergency Subsistence Payments/Homeless Prevention & Diversion Efforts - PPIH	15	104	227	22	205	66	8	60	44	0	5	222	5	99	0	82	0	0	9	11	1	0	0	4	0	2	0	14	0	0	0	0	0		
2020	1057 - Housing Navigators for Gladys Ray Shelter/Homeless Prevention, Diversion, Emergency Housing	15	285	325	87	238	293	37	129	156	0	0	325	9	124	0	6	0	0	0	158	0	0	11	8	0	0	0	0	0	9	0				



Office of Community Planning and Development
U.S. Department of Housing and Urban Development
Integrated Disbursement and Information System
PR26 - CDBG Financial Summary Report
Program Year 2021
FARGO , ND

DATE: 07-29-22
TIME: 14:15
PAGE: 1

PART I: SUMMARY OF CDBG RESOURCES

01 UNEXPENDED CDBG FUNDS AT END OF PREVIOUS PROGRAM YEAR	1,237,629.08
02 ENTITLEMENT GRANT	784,694.00
03 SURPLUS URBAN RENEWAL	0.00
04 SECTION 108 GUARANTEED LOAN FUNDS	0.00
05 CURRENT YEAR PROGRAM INCOME	15,000.00
05a CURRENT YEAR SECTION 108 PROGRAM INCOME (FOR SI TYPE)	0.00
06 FUNDS RETURNED TO THE LINE-OF-CREDIT	0.00
06a FUNDS RETURNED TO THE LOCAL CDBG ACCOUNT	0.00
07 ADJUSTMENT TO COMPUTE TOTAL AVAILABLE	0.00
08 TOTAL AVAILABLE (SUM, LINES 01-07)	2,037,323.08

PART II: SUMMARY OF CDBG EXPENDITURES

09 DISBURSEMENTS OTHER THAN SECTION 108 REPAYMENTS AND PLANNING/ADMINISTRATION	1,141,410.04
10 ADJUSTMENT TO COMPUTE TOTAL AMOUNT SUBJECT TO LOW/MOD BENEFIT	0.00
11 AMOUNT SUBJECT TO LOW/MOD BENEFIT (LINE 09 + LINE 10)	1,141,410.04
12 DISBURSED IN IDIS FOR PLANNING/ADMINISTRATION	125,030.50
13 DISBURSED IN IDIS FOR SECTION 108 REPAYMENTS	0.00
14 ADJUSTMENT TO COMPUTE TOTAL EXPENDITURES	0.00
15 TOTAL EXPENDITURES (SUM, LINES 11-14)	1,266,440.54
16 UNEXPENDED BALANCE (LINE 08 - LINE 15)	770,882.54

PART III: LOW/MOD BENEFIT THIS REPORTING PERIOD

17 EXPENDED FOR LOW/MOD HOUSING IN SPECIAL AREAS	0.00
18 EXPENDED FOR LOW/MOD MULTI-UNIT HOUSING	0.00
19 DISBURSED FOR OTHER LOW/MOD ACTIVITIES	1,141,410.04
20 ADJUSTMENT TO COMPUTE TOTAL LOW/MOD CREDIT	0.00
21 TOTAL LOW/MOD CREDIT (SUM, LINES 17-20)	1,141,410.04
22 PERCENT LOW/MOD CREDIT (LINE 21/LINE 11)	100.00%

LOW/MOD BENEFIT FOR MULTI-YEAR CERTIFICATIONS

23 PROGRAM YEARS(PY) COVERED IN CERTIFICATION	PY: 2020 PY: 2021 PY: 2022
24 CUMULATIVE NET EXPENDITURES SUBJECT TO LOW/MOD BENEFIT CALCULATION	1,435,089.46
25 CUMULATIVE EXPENDITURES BENEFITING LOW/MOD PERSONS	1,435,089.46
26 PERCENT BENEFIT TO LOW/MOD PERSONS (LINE 25/LINE 24)	100.00%

PART IV: PUBLIC SERVICE (PS) CAP CALCULATIONS

27 DISBURSED IN IDIS FOR PUBLIC SERVICES	923,756.80
28 PS UNLIQUIDATED OBLIGATIONS AT END OF CURRENT PROGRAM YEAR	147,424.40
29 PS UNLIQUIDATED OBLIGATIONS AT END OF PREVIOUS PROGRAM YEAR	934,103.36
30 ADJUSTMENT TO COMPUTE TOTAL PS OBLIGATIONS	2,077.84
31 TOTAL PS OBLIGATIONS (LINE 27 + LINE 28 - LINE 29 + LINE 30)	139,155.68
32 ENTITLEMENT GRANT	784,694.00
33 PRIOR YEAR PROGRAM INCOME	141,818.18
34 ADJUSTMENT TO COMPUTE TOTAL SUBJECT TO PS CAP	0.00
35 TOTAL SUBJECT TO PS CAP (SUM, LINES 32-34)	926,512.18
36 PERCENT FUNDS OBLIGATED FOR PS ACTIVITIES (LINE 31/LINE 35)	15.02%

PART V: PLANNING AND ADMINISTRATION (PA) CAP

37 DISBURSED IN IDIS FOR PLANNING/ADMINISTRATION	125,030.50
38 PA UNLIQUIDATED OBLIGATIONS AT END OF CURRENT PROGRAM YEAR	45,447.26
39 PA UNLIQUIDATED OBLIGATIONS AT END OF PREVIOUS PROGRAM YEAR	153,477.76
40 ADJUSTMENT TO COMPUTE TOTAL PA OBLIGATIONS	0.00
41 TOTAL PA OBLIGATIONS (LINE 37 + LINE 38 - LINE 39 +LINE 40)	17,000.00
42 ENTITLEMENT GRANT	784,694.00
43 CURRENT YEAR PROGRAM INCOME	15,000.00
44 ADJUSTMENT TO COMPUTE TOTAL SUBJECT TO PA CAP	0.00
45 TOTAL SUBJECT TO PA CAP (SUM, LINES 42-44)	799,694.00
46 PERCENT FUNDS OBLIGATED FOR PA ACTIVITIES (LINE 41/LINE 45)	2.13%



Office of Community Planning and Development
U.S. Department of Housing and Urban Development
Integrated Disbursement and Information System
PR26 - CDBG Financial Summary Report
Program Year 2021
FARGO , ND

DATE: 07-29-22
TIME: 14:15
PAGE: 2

LINE 17 DETAIL: ACTIVITIES TO CONSIDER IN DETERMINING THE AMOUNT TO ENTER ON LINE 17

Report returned no data.

LINE 18 DETAIL: ACTIVITIES TO CONSIDER IN DETERMINING THE AMOUNT TO ENTER ON LINE 18

Report returned no data.

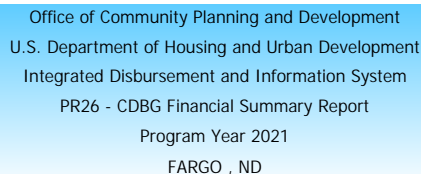
LINE 19 DETAIL: ACTIVITIES INCLUDED IN THE COMPUTATION OF LINE 19

Plan Year	IDIS Project	IDIS Activity	Voucher Number	Activity Name	Matrix Code	National Objective	Drawn Amount
2018	17	1013	6527298	Gladys Ray Emergency Homeless Shelter Facilities Improvements	03C	LMC	\$1,015.00
2018	17	1013	6540094	Gladys Ray Emergency Homeless Shelter Facilities Improvements	03C	LMC	\$38,393.21
2018	17	1013	6564202	Gladys Ray Emergency Homeless Shelter Facilities Improvements	03C	LMC	\$1,017.50
2018	17	1013	6581411	Gladys Ray Emergency Homeless Shelter Facilities Improvements	03C	LMC	\$110.00
2018	17	1013	6596501	Gladys Ray Emergency Homeless Shelter Facilities Improvements	03C	LMC	\$76,981.51
2018	17	1013	6596822	Gladys Ray Emergency Homeless Shelter Facilities Improvements	03C	LMC	\$192.50
2018	17	1013	6601765	Gladys Ray Emergency Homeless Shelter Facilities Improvements	03C	LMC	\$55.00
2018	17	1013	6618675	Gladys Ray Emergency Homeless Shelter Facilities Improvements	03C	LMC	\$5,789.79
2018	17	1013	6631186	Gladys Ray Emergency Homeless Shelter Facilities Improvements	03C	LMC	\$7,368.96
					03C	Matrix Code	\$130,923.47
2021	8	1062	6574602	Faith4Hope After School Matters Youth Center	03D	LMC	\$36,101.19
2021	8	1062	6581411	Faith4Hope After School Matters Youth Center	03D	LMC	\$6,016.00
2021	8	1062	6596822	Faith4Hope After School Matters Youth Center	03D	LMC	\$1,400.50
2021	8	1062	6601765	Faith4Hope After School Matters Youth Center	03D	LMC	\$3,010.49
2021	8	1062	6618675	Faith4Hope After School Matters Youth Center	03D	LMC	\$37,084.85
2021	8	1062	6631186	Faith4Hope After School Matters Youth Center	03D	LMC	\$1,116.74
					03D	Matrix Code	\$84,729.77
2019	7	1041	6516640	FM Coalition to End Homelessness	03T	LMC	\$6,920.00
2019	7	1041	6527298	FM Coalition to End Homelessness	03T	LMC	\$16,137.12
2020	7	1053	6516640	Emergency Subsistence/Homeless Prevention & Diversion Operational Support - SENDCAA	03T	LMC	\$19,040.57
2020	7	1053	6527298	Emergency Subsistence/Homeless Prevention & Diversion Operational Support - SENDCAA	03T	LMC	\$23,763.81
2020	7	1053	6540094	Emergency Subsistence/Homeless Prevention & Diversion Operational Support - SENDCAA	03T	LMC	\$24,269.37
2020	7	1053	6551871	Emergency Subsistence/Homeless Prevention & Diversion Operational Support - SENDCAA	03T	LMC	\$17,327.16
2020	7	1053	6564202	Emergency Subsistence/Homeless Prevention & Diversion Operational Support - SENDCAA	03T	LMC	\$14,956.61
2020	7	1053	6574602	Emergency Subsistence/Homeless Prevention & Diversion Operational Support - SENDCAA	03T	LMC	\$13,520.52
2020	7	1053	6581411	Emergency Subsistence/Homeless Prevention & Diversion Operational Support - SENDCAA	03T	LMC	\$16,987.60
2020	7	1053	6596501	Emergency Subsistence/Homeless Prevention & Diversion Operational Support - SENDCAA	03T	LMC	\$47,285.46
2020	7	1053	6601765	Emergency Subsistence/Homeless Prevention & Diversion Operational Support - SENDCAA	03T	LMC	\$14,519.35
2020	7	1053	6618675	Emergency Subsistence/Homeless Prevention & Diversion Operational Support - SENDCAA	03T	LMC	\$11,070.47
2020	7	1053	6631186	Emergency Subsistence/Homeless Prevention & Diversion Operational Support - SENDCAA	03T	LMC	\$10,162.79
2020	7	1055	6527298	Emergency Subsistence/Homeless Prevention & Diversion Operational Support - PPIH	03T	LMC	\$10,839.17
2020	7	1055	6540094	Emergency Subsistence/Homeless Prevention & Diversion Operational Support - PPIH	03T	LMC	\$11,443.65
2020	7	1055	6551871	Emergency Subsistence/Homeless Prevention & Diversion Operational Support - PPIH	03T	LMC	\$9,840.72
2020	7	1055	6564202	Emergency Subsistence/Homeless Prevention & Diversion Operational Support - PPIH	03T	LMC	\$10,487.31
2020	7	1055	6574602	Emergency Subsistence/Homeless Prevention & Diversion Operational Support - PPIH	03T	LMC	\$21,184.45
2020	7	1055	6581411	Emergency Subsistence/Homeless Prevention & Diversion Operational Support - PPIH	03T	LMC	\$31,880.04
2020	7	1055	6596501	Emergency Subsistence/Homeless Prevention & Diversion Operational Support - PPIH	03T	LMC	\$29,762.02
2020	7	1055	6601765	Emergency Subsistence/Homeless Prevention & Diversion Operational Support - PPIH	03T	LMC	\$7,062.64
2020	7	1057	6527298	Housing Navigators for Gladys Ray Shelter/Homeless Prevention, Diversion, Emergency Housing	03T	LMC	\$9,339.99
2020	7	1057	6540094	Housing Navigators for Gladys Ray Shelter/Homeless Prevention, Diversion, Emergency Housing	03T	LMC	\$9,269.11
2020	7	1057	6551871	Housing Navigators for Gladys Ray Shelter/Homeless Prevention, Diversion, Emergency Housing	03T	LMC	\$10,022.28
2020	7	1057	6564202	Housing Navigators for Gladys Ray Shelter/Homeless Prevention, Diversion, Emergency Housing	03T	LMC	\$10,211.28
2020	7	1057	6574602	Housing Navigators for Gladys Ray Shelter/Homeless Prevention, Diversion, Emergency Housing	03T	LMC	\$9,912.03
2020	7	1057	6581411	Housing Navigators for Gladys Ray Shelter/Homeless Prevention, Diversion, Emergency Housing	03T	LMC	\$13,948.82
2020	7	1057	6596501	Housing Navigators for Gladys Ray Shelter/Homeless Prevention, Diversion, Emergency Housing	03T	LMC	\$10,021.34
2020	7	1057	6601765	Housing Navigators for Gladys Ray Shelter/Homeless Prevention, Diversion, Emergency Housing	03T	LMC	\$11,640.53
2020	7	1057	6618675	Housing Navigators for Gladys Ray Shelter/Homeless Prevention, Diversion, Emergency Housing	03T	LMC	\$9,664.85
2020	7	1057	6631186	Housing Navigators for Gladys Ray Shelter/Homeless Prevention, Diversion, Emergency Housing	03T	LMC	\$9,785.18
2020	7	1057	6645452	Housing Navigators for Gladys Ray Shelter/Homeless Prevention, Diversion, Emergency Housing	03T	LMC	\$9,722.18
2020	9	1051	6516640	Homeless Engagement, Outreach, & Harm Reduction	03T	LMC	\$1,912.53
2020	9	1051	6527298	Homeless Engagement, Outreach, & Harm Reduction	03T	LMC	\$2,149.98
2020	9	1051	6540094	Homeless Engagement, Outreach, & Harm Reduction	03T	LMC	\$1,006.22
2020	9	1051	6551871	Homeless Engagement, Outreach, & Harm Reduction	03T	LMC	\$1,276.99
2020	9	1051	6564202	Homeless Engagement, Outreach, & Harm Reduction	03T	LMC	\$901.72
2020	9	1051	6574602	Homeless Engagement, Outreach, & Harm Reduction	03T	LMC	\$2,951.58
2020	9	1051	6581411	Homeless Engagement, Outreach, & Harm Reduction	03T	LMC	\$2,934.67
2020	9	1051	6596501	Homeless Engagement, Outreach, & Harm Reduction	03T	LMC	\$5,616.73
2020	9	1051	6596822	Homeless Engagement, Outreach, & Harm Reduction	03T	LMC	\$1,335.13
2020	9	1051	6601765	Homeless Engagement, Outreach, & Harm Reduction	03T	LMC	\$11,610.59
2020	9	1051	6607406	Homeless Engagement, Outreach, & Harm Reduction	03T	LMC	\$1,427.94
					03T	Matrix Code	\$515,122.50

Plan Year	IDIS Project	IDIS Activity	Voucher Number	Activity Name	Matrix Code	National Objective	Drawn Amount
2018	16	1042	6527298	916 5 Ave S - Blighted & Hazardous Property Clearance/Abatement	04	LMA	\$2,000.00
					04	Matrix Code	\$2,000.00
2020	7	1054	6516640	Emergency Subsistence Payments/Homeless Prevention and Diversion Efforts - SENDCAA	05Q	LMC	\$5,567.35
2020	7	1054	6527298	Emergency Subsistence Payments/Homeless Prevention and Diversion Efforts - SENDCAA	05Q	LMC	\$40,933.13
2020	7	1054	6540094	Emergency Subsistence Payments/Homeless Prevention and Diversion Efforts - SENDCAA	05Q	LMC	\$17,288.43
2020	7	1054	6551871	Emergency Subsistence Payments/Homeless Prevention and Diversion Efforts - SENDCAA	05Q	LMC	\$21,849.26
2020	7	1054	6564202	Emergency Subsistence Payments/Homeless Prevention and Diversion Efforts - SENDCAA	05Q	LMC	\$23,378.48
2020	7	1054	6574602	Emergency Subsistence Payments/Homeless Prevention and Diversion Efforts - SENDCAA	05Q	LMC	\$11,480.55
2020	7	1054	6581411	Emergency Subsistence Payments/Homeless Prevention and Diversion Efforts - SENDCAA	05Q	LMC	\$34,019.99
2020	7	1054	6596501	Emergency Subsistence Payments/Homeless Prevention and Diversion Efforts - SENDCAA	05Q	LMC	\$66,482.81
2020	7	1056	6527298	Emergency Subsistence Payments/Homeless Prevention&Diversion Efforts - Presentation Partners Housing	05Q	LMC	\$28,105.47
2020	7	1056	6540094	Emergency Subsistence Payments/Homeless Prevention&Diversion Efforts - Presentation Partners Housing	05Q	LMC	\$53,730.08
2020	7	1056	6551871	Emergency Subsistence Payments/Homeless Prevention&Diversion Efforts - Presentation Partners Housing	05Q	LMC	\$11,459.82
2020	7	1056	6564202	Emergency Subsistence Payments/Homeless Prevention&Diversion Efforts - Presentation Partners Housing	05Q	LMC	\$4,871.07
2020	7	1056	6574602	Emergency Subsistence Payments/Homeless Prevention&Diversion Efforts - Presentation Partners Housing	05Q	LMC	\$7,867.86
2020	7	1056	6581411	Emergency Subsistence Payments/Homeless Prevention&Diversion Efforts - Presentation Partners Housing	05Q	LMC	\$51,525.20
2020	7	1056	6596501	Emergency Subsistence Payments/Homeless Prevention&Diversion Efforts - Presentation Partners Housing	05Q	LMC	\$17,440.50
2021	4	1064	6645452	Emergency Subsistence Payments/Homeless Prevention&Diversion Efforts - Presentation Partners Housing	05Q	LMC	\$8,127.02
2021	4	1065	6631186	Emergency Subsistence Payments/Homeless Prevention and Diversion Efforts - SENDCAA	05Q	LMC	\$4,507.28
					05Q	Matrix Code	\$408,634.30
Total							\$1,141,410.04

LINE 27 DETAIL: ACTIVITIES INCLUDED IN THE COMPUTATION OF LINE 27

Plan Year	IDIS Project	IDIS Activity	Voucher Number	Activity to prevent, prepare for, and respond to Coronavirus	Activity Name	Grant Number	Fund Type	Matrix Code	National Objective	Drawn Amount
2019	7	1041	6516640	No	FM Coalition to End Homelessness	B19MC380001	EN	03T	LMC	\$6,920.00
2019	7	1041	6527298	No	FM Coalition to End Homelessness	B19MC380001	EN	03T	LMC	\$16,137.12
2020	7	1053	6516640	Yes	Emergency Subsistence/Homeless Prevention & Diversion Operational Support - SENDCAA	B19MC380001	EN	03T	LMC	\$19,040.57
2020	7	1053	6527298	Yes	Emergency Subsistence/Homeless Prevention & Diversion Operational Support - SENDCAA	B19MC380001	EN	03T	LMC	\$23,763.81
2020	7	1053	6540094	Yes	Emergency Subsistence/Homeless Prevention & Diversion Operational Support - SENDCAA	B20MC380001	EN	03T	LMC	\$24,269.37
2020	7	1053	6551871	Yes	Emergency Subsistence/Homeless Prevention & Diversion Operational Support - SENDCAA	B20MC380001	EN	03T	LMC	\$17,327.16
2020	7	1053	6564202	Yes	Emergency Subsistence/Homeless Prevention & Diversion Operational Support - SENDCAA	B20MC380001	EN	03T	LMC	\$14,956.61
2020	7	1053	6574602	Yes	Emergency Subsistence/Homeless Prevention & Diversion Operational Support - SENDCAA	B19MC380001	EN	03T	LMC	\$13,520.52
2020	7	1053	6581411	Yes	Emergency Subsistence/Homeless Prevention & Diversion Operational Support - SENDCAA	B19MC380001	EN	03T	LMC	\$16,987.60
2020	7	1053	6596501	Yes	Emergency Subsistence/Homeless Prevention & Diversion Operational Support - SENDCAA	B19MC380001	EN	03T	LMC	\$47,285.46
2020	7	1053	6601765	Yes	Emergency Subsistence/Homeless Prevention & Diversion Operational Support - SENDCAA	B19MC380001	EN	03T	LMC	\$14,140.43
2020	7	1053	6601765	Yes	Emergency Subsistence/Homeless Prevention & Diversion Operational Support - SENDCAA	B21MC380001	PI	03T	LMC	\$378.92
2020	7	1053	6618675	Yes	Emergency Subsistence/Homeless Prevention & Diversion Operational Support - SENDCAA	B19MC380001	EN	03T	LMC	\$11,070.47
2020	7	1053	6631186	Yes	Emergency Subsistence/Homeless Prevention & Diversion Operational Support - SENDCAA	B19MC380001	EN	03T	LMC	\$10,162.79
2020	7	1055	6527298	Yes	Emergency Subsistence/Homeless Prevention & Diversion Operational Support - PPIH	B20MC380001	EN	03T	LMC	\$10,839.17
2020	7	1055	6540094	Yes	Emergency Subsistence/Homeless Prevention & Diversion Operational Support - PPIH	B20MC380001	EN	03T	LMC	\$11,443.65
2020	7	1055	6551871	Yes	Emergency Subsistence/Homeless Prevention & Diversion Operational Support - PPIH	B20MC380001	EN	03T	LMC	\$9,840.72
2020	7	1055	6564202	Yes	Emergency Subsistence/Homeless Prevention & Diversion Operational Support - PPIH	B20MC380001	EN	03T	LMC	\$10,487.31
2020	7	1055	6574602	Yes	Emergency Subsistence/Homeless Prevention & Diversion Operational Support - PPIH	B20MC380001	EN	03T	LMC	\$21,184.45
2020	7	1055	6581411	Yes	Emergency Subsistence/Homeless Prevention & Diversion Operational Support - PPIH	B20MC380001	EN	03T	LMC	\$31,880.04
2020	7	1055	6596501	Yes	Emergency Subsistence/Homeless Prevention & Diversion Operational Support - PPIH	B20MC380001	EN	03T	LMC	\$29,762.02
2020	7	1055	6601765	Yes	Emergency Subsistence/Homeless Prevention & Diversion Operational Support - PPIH	B20MC380001	EN	03T	LMC	\$7,062.64
2020	7	1057	6527298	Yes	Housing Navigators for Gladys Ray Shelter/Homeless Prevention, Diversion, Emergency Housing	B20MC380001	EN	03T	LMC	\$9,339.99



DATE: 07-29-22
TIME: 14:15
PAGE: 4

Plan Year	IDIS Project	IDIS Activity	Voucher Number	Activity to prevent, prepare for, and respond to Coronavirus	Activity Name	Grant Number	Fund Type	Matrix Code	National Objective	Drawn Amount
2020	7	1057	6540094	Yes	Housing Navigators for Gladys Ray Shelter/Homeless Prevention, Diversion, Emergency Housing	B20MC380001	EN	03T	LMC	\$9,269.11
2020	7	1057	6551871	Yes	Housing Navigators for Gladys Ray Shelter/Homeless Prevention, Diversion, Emergency Housing	B20MC380001	EN	03T	LMC	\$10,022.28
2020	7	1057	6564202	Yes	Housing Navigators for Gladys Ray Shelter/Homeless Prevention, Diversion, Emergency Housing	B20MC380001	EN	03T	LMC	\$10,211.28
2020	7	1057	6574602	Yes	Housing Navigators for Gladys Ray Shelter/Homeless Prevention, Diversion, Emergency Housing	B20MC380001	EN	03T	LMC	\$9,912.03
2020	7	1057	6581411	Yes	Housing Navigators for Gladys Ray Shelter/Homeless Prevention, Diversion, Emergency Housing	B20MC380001	EN	03T	LMC	\$13,948.82
2020	7	1057	6596501	Yes	Housing Navigators for Gladys Ray Shelter/Homeless Prevention, Diversion, Emergency Housing	B20MC380001	EN	03T	LMC	\$10,021.34
2020	7	1057	6601765	Yes	Housing Navigators for Gladys Ray Shelter/Homeless Prevention, Diversion, Emergency Housing	B20MC380001	EN	03T	LMC	\$11,640.53
2020	7	1057	6618675	Yes	Housing Navigators for Gladys Ray Shelter/Homeless Prevention, Diversion, Emergency Housing	B20MC380001	EN	03T	LMC	\$9,664.85
2020	7	1057	6631186	Yes	Housing Navigators for Gladys Ray Shelter/Homeless Prevention, Diversion, Emergency Housing	B20MC380001	EN	03T	LMC	\$9,785.18
2020	7	1057	6645452	Yes	Housing Navigators for Gladys Ray Shelter/Homeless Prevention, Diversion, Emergency Housing	B20MC380001	EN	03T	LMC	\$9,722.18
2020	9	1051	6516640	No	Homeless Engagement, Outreach, & Harm Reduction	B20MC380001	EN	03T	LMC	\$1,912.53
2020	9	1051	6527298	No	Homeless Engagement, Outreach, & Harm Reduction	B20MC380001	EN	03T	LMC	\$2,149.98
2020	9	1051	6540094	No	Homeless Engagement, Outreach, & Harm Reduction	B20MC380001	EN	03T	LMC	\$1,006.22
2020	9	1051	6551871	No	Homeless Engagement, Outreach, & Harm Reduction	B20MC380001	EN	03T	LMC	\$1,276.99
2020	9	1051	6564202	No	Homeless Engagement, Outreach, & Harm Reduction	B20MC380001	EN	03T	LMC	\$901.72
2020	9	1051	6574602	No	Homeless Engagement, Outreach, & Harm Reduction	B19MC380001	EN	03T	LMC	\$2.88
2020	9	1051	6574602	No	Homeless Engagement, Outreach, & Harm Reduction	B20MC380001	EN	03T	LMC	\$2,948.70
2020	9	1051	6581411	No	Homeless Engagement, Outreach, & Harm Reduction	B20MC380001	EN	03T	LMC	\$2,934.67
2020	9	1051	6596501	No	Homeless Engagement, Outreach, & Harm Reduction	B20MC380001	EN	03T	LMC	\$5,616.73
2020	9	1051	6596822	No	Homeless Engagement, Outreach, & Harm Reduction	B20MC380001	EN	03T	LMC	\$1,335.13
2020	9	1051	6601765	No	Homeless Engagement, Outreach, & Harm Reduction	B21MC380001	PI	03T	LMC	\$11,610.59
2020	9	1051	6607406	No	Homeless Engagement, Outreach, & Harm Reduction	B19MC380001	EN	03T	LMC	\$378.92
2020	9	1051	6607406	No	Homeless Engagement, Outreach, & Harm Reduction	B20MC380001	EN	03T	LMC	\$1,049.02
2020	7	1054	6516640	Yes	Emergency Subsistence Payments/Homeless Prevention and Diversion Efforts - SENDCAA	B19MC380001	EN	05Q	Matrix Code LMC	\$515,122.50
2020	7	1054	6527298	Yes	Emergency Subsistence Payments/Homeless Prevention and Diversion Efforts - SENDCAA	B19MC380001	EN	05Q	LMC	\$5,567.35
2020	7	1054	6540094	Yes	Emergency Subsistence Payments/Homeless Prevention and Diversion Efforts - SENDCAA	B19MC380001	EN	05Q	LMC	\$40,933.13
2020	7	1054	6551871	Yes	Emergency Subsistence Payments/Homeless Prevention and Diversion Efforts - SENDCAA	B19MC380001	EN	05Q	LMC	\$17,288.43
2020	7	1054	6551871	Yes	Emergency Subsistence Payments/Homeless Prevention and Diversion Efforts - SENDCAA	B19MC380001	EN	05Q	LMC	\$21,849.26
2020	7	1054	6564202	Yes	Emergency Subsistence Payments/Homeless Prevention and Diversion Efforts - SENDCAA	B19MC380001	EN	05Q	LMC	\$23,378.48
2020	7	1054	6574602	Yes	Emergency Subsistence Payments/Homeless Prevention and Diversion Efforts - SENDCAA	B19MC380001	EN	05Q	LMC	\$11,480.55
2020	7	1054	6581411	Yes	Emergency Subsistence Payments/Homeless Prevention and Diversion Efforts - SENDCAA	B19MC380001	EN	05Q	LMC	\$14,714.31
2020	7	1054	6581411	Yes	Emergency Subsistence Payments/Homeless Prevention and Diversion Efforts - SENDCAA	B20MC380001	EN	05Q	LMC	\$19,305.68
2020	7	1054	6596501	Yes	Emergency Subsistence Payments/Homeless Prevention and Diversion Efforts - SENDCAA	B20MC380001	EN	05Q	LMC	\$66,482.81
2020	7	1056	6527298	Yes	Emergency Subsistence Payments/Homeless Prevention&Diversion Efforts - Presentation Partners Housing	B20MC380001	EN	05Q	LMC	\$28,105.47
2020	7	1056	6540094	Yes	Emergency Subsistence Payments/Homeless Prevention&Diversion Efforts - Presentation Partners Housing	B20MC380001	EN	05Q	LMC	\$53,730.08

Plan Year	IDIS Project	IDIS Activity	Voucher Number	Activity to prevent, prepare for, and respond to Coronavirus	Activity Name	Grant Number	Fund Type	Matrix Code	National Objective	Drawn Amount
				Yes	Activity to prevent, prepare for, and respond to Coronavirus					\$867,575.60
Total										\$923,756.80

LINE 37 DETAIL: ACTIVITIES INCLUDED IN THE COMPUTATION OF LINE 37

Plan Year	IDIS Project	IDIS Activity	Voucher Number	Activity Name	Matrix Code	National Objective	Drawn Amount
2020	10	1049	6516640	CDBG Planning and Administration	21A		\$8,852.91
2020	10	1049	6527298	CDBG Planning and Administration	21A		\$12,459.15
2020	10	1049	6540094	CDBG Planning and Administration	21A		\$8,809.02
2020	10	1049	6551871	CDBG Planning and Administration	21A		\$8,883.56
2020	10	1049	6564202	CDBG Planning and Administration	21A		\$8,786.00
2020	10	1049	6574602	CDBG Planning and Administration	21A		\$8,887.59
2020	10	1049	6581411	CDBG Planning and Administration	21A		\$14,293.34
2020	10	1049	6596501	CDBG Planning and Administration	21A		\$331.74
2020	10	1049	6596822	CDBG Planning and Administration	21A		\$7,663.38
2020	10	1049	6601765	CDBG Planning and Administration	21A		\$9,229.50
2020	10	1049	6618675	CDBG Planning and Administration	21A		\$9,229.49
2020	10	1049	6631186	CDBG Planning and Administration	21A		\$8,650.67
2020	10	1049	6645452	CDBG Planning and Administration	21A		\$8,954.15
					21A	Matrix Code	\$115,030.50
2020	10	1050	6516640	Fair Housing - High Plains Fair Housing Center	21D		\$5,000.00
2021	1	1063	6596501	Fair Housing - High Plains Fair Housing Center	21D		\$5,000.00
					21D	Matrix Code	\$10,000.00
Total							\$125,030.50

PR26 – CDBG Financial Summary Report Explanation – 2021 CAPER

Line 24: \$1,435,089.46 Cumulative net expenditures subject to low/mod benefit calculation

- \$ 1,141,410.04 Line 11 2021 PR26 – CDBG Financial Summary Report
- \$ 293,679.42 Line 11 2020 PR26 – CDBG Financial Summary Report

Line 25: \$1,435,089.46 Cumulative expenditures benefitting low/mod persons

- \$ 1,141,410.04 Line 21 2021 PR26 - CDBG Financial Summary Report
- \$ 293,679.42 Line 21 2020 PR26 – CDBG Financial Summary Report

Line 28: \$147,424.40 Total PS Unliquidated Obligations at End of Current Program Year

- \$ 57,992.72 IDIS #1065 2021 Emergency Subsistence/Homeless Prevention & Diversion SouthEastern North Dakota Community Action Agency
- \$ 54,372.98 IDIS #1064 2021 Emergency Subsistence/Homeless Prevention & Diversion Presentation Partners in Housing
- \$ 10,000.00 IDIS #TBD Eviction Prevention Efforts
- \$ 6,096.29 IDIS #1053 2020 Emergency Subsistence/Homeless Prevention & Diversion SouthEastern North Dakota Community Action Agency
- \$ 18,962.41 IDIS #1057 2020 Emergency Subsistence/Homeless Prevention & Diversion Housing Navigation Presentation Partners in Housing

Line 29: \$934,103.36 Total PS Unliquidated Obligations at End of Previous Program Year

- \$ 31,043.36 IDIS #1051 2020 Homeless Engagement, Outreach & Harm Reduction
- \$ 440,000.00 IDIS #1053/54 2020 Emergency Subsistence/Homeless Prevention & Diversion SouthEastern North Dakota Community Action Agency
- \$ 440,000.00 IDIS #1055/56/57 2020 Emergency Subsistence/Homeless Prevention & Diversion Presentation Partners in Housing
- \$ 23,060.00 IDIS #1041 2019 Fargo Moorhead Coalition to End Homelessness

Line 30: \$ 2,077.84 Adjustment to Compute Total PS Obligations

This adjustment reflects budget changes made between submittal of the 2020 CAPER and 2021 program year.

- \$ 2,080.72 IDIS #1051 2020 Homeless Engagement, Outreach & Harm Reduction
- \$ (2.88) IDIS #1041 2019 Fargo Moorhead Coalition to End Homelessness

Line 38: \$ 45,447.26 Total PA Unliquidated Obligations at End of Current Program Year

- \$ 12,000.00 IDIS #TBD 2021 Planning and Administration
- \$ 33,447.26 IDIS #1049 2020 Planning and Administration

Line 39: \$153,477.76 Total PA Unliquidated Obligations at End of Previous Program Year

- \$ 148,477.76 IDIS #1049 2020 Planning and Administration
- \$ 5,000.00 IDIS #1050 2020 Fair Housing



PART I: SUMMARY OF CDBG-CV RESOURCES

01 CDBG-CV GRANT	1,044,369.00
02 FUNDS RETURNED TO THE LINE-OF-CREDIT	0.00
03 FUNDS RETURNED TO THE LOCAL CDBG ACCOUNT	0.00
04 TOTAL AVAILABLE (SUM, LINES 01-03)	1,044,369.00

PART II: SUMMARY OF CDBG-CV EXPENDITURES

05 DISBURSEMENTS OTHER THAN SECTION 108 REPAYMENTS AND PLANNING/ADMINISTRATION	615,977.44
06 DISBURSED IN IDIS FOR PLANNING/ADMINISTRATION	3,852.94
07 DISBURSED IN IDIS FOR SECTION 108 REPAYMENTS	0.00
08 TOTAL EXPENDITURES (SUM, LINES 05 - 07)	619,830.38
09 UNEXPENDED BALANCE (LINE 04 - LINE8)	424,538.62

PART III: LOWMOD BENEFIT FOR THE CDBG-CV GRANT

10 EXPENDED FOR LOW/MOD HOUSING IN SPECIAL AREAS	0.00
11 EXPENDED FOR LOW/MOD MULTI-UNIT HOUSING	0.00
12 DISBURSED FOR OTHER LOW/MOD ACTIVITIES	615,977.44
13 TOTAL LOW/MOD CREDIT (SUM, LINES 10 - 12)	615,977.44
14 AMOUNT SUBJECT TO LOW/MOD BENEFIT (LINE 05)	615,977.44
15 PERCENT LOW/MOD CREDIT (LINE 13/LINE 14)	100.00%

PART IV: PUBLIC SERVICE (PS) CALCULATIONS

16 DISBURSED IN IDIS FOR PUBLIC SERVICES	566,611.76
17 CDBG-CV GRANT	1,044,369.00
18 PERCENT OF FUNDS DISBURSED FOR PS ACTIVITIES (LINE 16/LINE 17)	54.25%

PART V: PLANNING AND ADMINISTRATION (PA) CAP

19 DISBURSED IN IDIS FOR PLANNING/ADMINISTRATION	3,852.94
20 CDBG-CV GRANT	1,044,369.00
21 PERCENT OF FUNDS DISBURSED FOR PA ACTIVITIES (LINE 19/LINE 20)	0.37%



Office of Community Planning and Development
U.S. Department of Housing and Urban Development
Integrated Disbursement and Information System
PR26 - CDBG-CV Financial Summary Report
FARGO , ND

DATE: 08-16-22
TIME: 11:07
PAGE: 2

LINE 10 DETAIL: ACTIVITIES TO CONSIDER IN DETERMINING THE AMOUNT TO ENTER ON LINE 10

Report returned no data.

LINE 11 DETAIL: ACTIVITIES TO CONSIDER IN DETERMINING THE AMOUNT TO ENTER ON LINE 11

Report returned no data.

LINE 12 DETAIL: ACTIVITIES INCLUDED IN THE COMPUTATION OF LINE 12

Plan Year	IDIS Project	IDIS Activity	Voucher Number	Activity Name	Matrix Code	National Objective	Drawn Amount
2020	1	1036	6440547	CV-Emergency Subsistence Payments/Homeless Prevention and Diversion Efforts - SENDCAA	05Q	LMC	\$6,270.81
			6448034	CV-Emergency Subsistence Payments/Homeless Prevention and Diversion Efforts - SENDCAA	05Q	LMC	\$16,475.29
			6469457	CV-Emergency Subsistence Payments/Homeless Prevention and Diversion Efforts - SENDCAA	05Q	LMC	\$2,879.02
			6596509	CV-Emergency Subsistence Payments/Homeless Prevention and Diversion Efforts - SENDCAA	05Q	LMC	\$33,837.61
			6607505	CV-Emergency Subsistence Payments/Homeless Prevention and Diversion Efforts - SENDCAA	05Q	LMC	\$10,710.22
			6618678	CV-Emergency Subsistence Payments/Homeless Prevention and Diversion Efforts - SENDCAA	05Q	LMC	\$525.00
		1037	6440547	CV-Emerg Subsistence/Homeless Prevent/Diversion Operational Support - Presentation Partners Housing	03T	LMC	\$14,215.56
			6460266	CV-Emerg Subsistence/Homeless Prevent/Diversion Operational Support - Presentation Partners Housing	03T	LMC	\$10,000.00
			6483963	CV-Emerg Subsistence/Homeless Prevent/Diversion Operational Support - Presentation Partners Housing	03T	LMC	\$4,987.49
			6487807	CV-Emerg Subsistence/Homeless Prevent/Diversion Operational Support - Presentation Partners Housing	03T	LMC	\$11,214.35
			6505321	CV-Emerg Subsistence/Homeless Prevent/Diversion Operational Support - Presentation Partners Housing	03T	LMC	\$12,646.59
			6516635	CV-Emerg Subsistence/Homeless Prevent/Diversion Operational Support - Presentation Partners Housing	03T	LMC	\$11,589.16
			6607505	CV-Emerg Subsistence/Homeless Prevent/Diversion Operational Support - Presentation Partners Housing	03T	LMC	\$5,518.02
			6618678	CV-Emerg Subsistence/Homeless Prevent/Diversion Operational Support - Presentation Partners Housing	03T	LMC	\$11,324.79
			6631192	CV-Emerg Subsistence/Homeless Prevent/Diversion Operational Support - Presentation Partners Housing	03T	LMC	\$10,255.88
			6645463	CV-Emerg Subsistence/Homeless Prevent/Diversion Operational Support - Presentation Partners Housing	03T	LMC	\$9,909.38
			6655523	CV-Emerg Subsistence/Homeless Prevent/Diversion Operational Support - Presentation Partners Housing	03T	LMC	\$9,594.38
			6668244	CV-Emerg Subsistence/Homeless Prevent/Diversion Operational Support - Presentation Partners Housing	03T	LMC	\$13,188.54
		1045	6469457	CV-Emergency Subsistence/Homeless Prevention & Diversion Operational Support - SENDCAA	03T	LMC	\$10,088.99
			6483963	CV-Emergency Subsistence/Homeless Prevention & Diversion Operational Support - SENDCAA	03T	LMC	\$17,663.03
			6487807	CV-Emergency Subsistence/Homeless Prevention & Diversion Operational Support - SENDCAA	03T	LMC	\$17,412.51
			6505321	CV-Emergency Subsistence/Homeless Prevention & Diversion Operational Support - SENDCAA	03T	LMC	\$18,194.23
			6516635	CV-Emergency Subsistence/Homeless Prevention & Diversion Operational Support - SENDCAA	03T	LMC	\$1,037.55
			6607505	CV-Emergency Subsistence/Homeless Prevention & Diversion Operational Support - SENDCAA	03T	LMC	\$4,260.74
			6668244	CV-Emergency Subsistence/Homeless Prevention & Diversion Operational Support - SENDCAA	03T	LMC	\$24,620.28
		1046	6483963	CV-Emerg Subsistence/Homeless Prevention/Diversion Efforts-Presentation Partners in Housing	05Q	LMC	\$14,063.64
			6487807	CV-Emerg Subsistence/Homeless Prevention/Diversion Efforts-Presentation Partners in Housing	05Q	LMC	\$9,362.28
			6505321	CV-Emerg Subsistence/Homeless Prevention/Diversion Efforts-Presentation Partners in Housing	05Q	LMC	\$28,412.43



Office of Community Planning and Development
U.S. Department of Housing and Urban Development
Integrated Disbursement and Information System
PR26 - CDBG-CV Financial Summary Report
FARGO , ND

DATE: 08-16-22
TIME: 11:07
PAGE: 3

Plan Year	IDIS Project	IDIS Activity	Voucher Number	Activity Name	Matrix Code	National Objective	Drawn Amount
2020	1	1046	6516635	CV-Emerg Subsistence/Homeless Prevention/Diversion Efforts-Presentation Partners in Housing	05Q	LMC	\$32,357.78
			6596509	CV-Emerg Subsistence/Homeless Prevention/Diversion Efforts-Presentation Partners in Housing	05Q	LMC	\$14,365.72
			6607505	CV-Emerg Subsistence/Homeless Prevention/Diversion Efforts-Presentation Partners in Housing	05Q	LMC	\$40,070.28
			6618678	CV-Emerg Subsistence/Homeless Prevention/Diversion Efforts-Presentation Partners in Housing	05Q	LMC	\$16,595.04
			6631192	CV-Emerg Subsistence/Homeless Prevention/Diversion Efforts-Presentation Partners in Housing	05Q	LMC	\$42,417.36
			6655523	CV-Emerg Subsistence/Homeless Prevention/Diversion Efforts-Presentation Partners in Housing	05Q	LMC	\$15,439.98
		1047	6483963	CV-Housing Navigators for Gladys Ray Shelter/Homeless Prevention, Diversion, Emergency Housing	03T	LMC	\$156.00
			6487807	CV-Housing Navigators for Gladys Ray Shelter/Homeless Prevention, Diversion, Emergency Housing	03T	LMC	\$6,741.65
			6505321	CV-Housing Navigators for Gladys Ray Shelter/Homeless Prevention, Diversion, Emergency Housing	03T	LMC	\$8,369.57
			6516635	CV-Housing Navigators for Gladys Ray Shelter/Homeless Prevention, Diversion, Emergency Housing	03T	LMC	\$9,213.99
			6668244	CV-Housing Navigators for Gladys Ray Shelter/Homeless Prevention, Diversion, Emergency Housing	03T	LMC	\$12,603.18
	2	1040	6430749	CV-Homeless Facilities Gladys Ray Shelter Partitioned Bunk Beds	03C	LMC	\$22,525.00
			6440547	CV-Homeless Facilities Gladys Ray Shelter Partitioned Bunk Beds	03C	LMC	\$25,740.68
			6483963	CV-Homeless Facilities Gladys Ray Shelter Partitioned Bunk Beds	03C	LMC	\$650.00
			6564205	CV-Homeless Facilities Gladys Ray Shelter Partitioned Bunk Beds	03C	LMC	\$450.00
	5	1052	6631192	CV-Mobile Homeless Health Services Outreach Program	03T	LMC	\$9,256.72
	6	1044	6487807	CV-Eviction Prevention Efforts - High Plains Fair Housing	05K	LMC	\$871.00
			6505321	CV-Eviction Prevention Efforts - High Plains Fair Housing	05K	LMC	\$1,257.49
			6527300	CV-Eviction Prevention Efforts - High Plains Fair Housing	05K	LMC	\$3,189.01
			6551872	CV-Eviction Prevention Efforts - High Plains Fair Housing	05K	LMC	\$1,610.04
			6574612	CV-Eviction Prevention Efforts - High Plains Fair Housing	05K	LMC	\$803.75
			6581412	CV-Eviction Prevention Efforts - High Plains Fair Housing	05K	LMC	\$2,075.89
			6618678	CV-Eviction Prevention Efforts - High Plains Fair Housing	05K	LMC	\$5,469.67
			6631192	CV-Eviction Prevention Efforts - High Plains Fair Housing	05K	LMC	\$1,417.77
			6655523	CV-Eviction Prevention Efforts - High Plains Fair Housing	05K	LMC	\$2,072.10
Total							\$615,977.44

LINE 16 DETAIL: ACTIVITIES INCLUDED IN THE COMPUTATION OF LINE 16


Plan Year	IDIS Project	IDIS Activity	Voucher Number	Activity Name	Matrix Code	National Objective	Drawn Amount
2020	1	1036	6440547	CV-Emergency Subsistence Payments/Homeless Prevention and Diversion Efforts - SENDCAA	05Q	LMC	\$6,270.81
			6448034	CV-Emergency Subsistence Payments/Homeless Prevention and Diversion Efforts - SENDCAA	05Q	LMC	\$16,475.29
			6469457	CV-Emergency Subsistence Payments/Homeless Prevention and Diversion Efforts - SENDCAA	05Q	LMC	\$2,879.02
			6596509	CV-Emergency Subsistence Payments/Homeless Prevention and Diversion Efforts - SENDCAA	05Q	LMC	\$33,837.61
			6607505	CV-Emergency Subsistence Payments/Homeless Prevention and Diversion Efforts - SENDCAA	05Q	LMC	\$10,710.22
			6618678	CV-Emergency Subsistence Payments/Homeless Prevention and Diversion Efforts - SENDCAA	05Q	LMC	\$525.00
		1037	6440547	CV-Emerg Subsistence/Homeless Prevent/Diversion Operational Support - Presentation Partners Housing	03T	LMC	\$14,215.56
			6460266	CV-Emerg Subsistence/Homeless Prevent/Diversion Operational Support - Presentation Partners Housing	03T	LMC	\$10,000.00
			6483963	CV-Emerg Subsistence/Homeless Prevent/Diversion Operational Support - Presentation Partners Housing	03T	LMC	\$4,987.49
			6487807	CV-Emerg Subsistence/Homeless Prevent/Diversion Operational Support - Presentation Partners Housing	03T	LMC	\$11,214.35
			6505321	CV-Emerg Subsistence/Homeless Prevent/Diversion Operational Support - Presentation Partners Housing	03T	LMC	\$12,646.59



Office of Community Planning and Development
U.S. Department of Housing and Urban Development
Integrated Disbursement and Information System
PR26 - CDBG-CV Financial Summary Report
FARGO , ND

DATE: 08-16-22
TIME: 11:07
PAGE: 4

Plan Year	IDIS Project	IDIS Activity	Voucher Number	Activity Name	Matrix Code	National Objective	Drawn Amount
2020	1	1037	6516635	CV-Emerg Subsistence/Homeless Prevent/Diversion Operational Support - Presentation Partners Housing	03T	LMC	\$11,589.16
			6607505	CV-Emerg Subsistence/Homeless Prevent/Diversion Operational Support - Presentation Partners Housing	03T	LMC	\$5,518.02
			6618678	CV-Emerg Subsistence/Homeless Prevent/Diversion Operational Support - Presentation Partners Housing	03T	LMC	\$11,324.79
			6631192	CV-Emerg Subsistence/Homeless Prevent/Diversion Operational Support - Presentation Partners Housing	03T	LMC	\$10,255.88
			6645463	CV-Emerg Subsistence/Homeless Prevent/Diversion Operational Support - Presentation Partners Housing	03T	LMC	\$9,909.38
			6655523	CV-Emerg Subsistence/Homeless Prevent/Diversion Operational Support - Presentation Partners Housing	03T	LMC	\$9,594.38
			6668244	CV-Emerg Subsistence/Homeless Prevent/Diversion Operational Support - Presentation Partners Housing	03T	LMC	\$13,188.54
		1045	6469457	CV-Emergency Subsistence/Homeless Prevention & Diversion Operational Support - SENDCAA	03T	LMC	\$10,088.99
			6483963	CV-Emergency Subsistence/Homeless Prevention & Diversion Operational Support - SENDCAA	03T	LMC	\$17,663.03
			6487807	CV-Emergency Subsistence/Homeless Prevention & Diversion Operational Support - SENDCAA	03T	LMC	\$17,412.51
			6505321	CV-Emergency Subsistence/Homeless Prevention & Diversion Operational Support - SENDCAA	03T	LMC	\$18,194.23
			6516635	CV-Emergency Subsistence/Homeless Prevention & Diversion Operational Support - SENDCAA	03T	LMC	\$1,037.55
			6607505	CV-Emergency Subsistence/Homeless Prevention & Diversion Operational Support - SENDCAA	03T	LMC	\$4,260.74
			6668244	CV-Emergency Subsistence/Homeless Prevention & Diversion Operational Support - SENDCAA	03T	LMC	\$24,620.28
		1046	6483963	CV-Emerg Subsistence/Homeless Prevention/Diversion Efforts-Presentation Partners in Housing	05Q	LMC	\$14,063.64
			6487807	CV-Emerg Subsistence/Homeless Prevention/Diversion Efforts-Presentation Partners in Housing	05Q	LMC	\$9,362.28
			6505321	CV-Emerg Subsistence/Homeless Prevention/Diversion Efforts-Presentation Partners in Housing	05Q	LMC	\$28,412.43
			6516635	CV-Emerg Subsistence/Homeless Prevention/Diversion Efforts-Presentation Partners in Housing	05Q	LMC	\$32,357.78
			6596509	CV-Emerg Subsistence/Homeless Prevention/Diversion Efforts-Presentation Partners in Housing	05Q	LMC	\$14,365.72
			6607505	CV-Emerg Subsistence/Homeless Prevention/Diversion Efforts-Presentation Partners in Housing	05Q	LMC	\$40,070.28
			6618678	CV-Emerg Subsistence/Homeless Prevention/Diversion Efforts-Presentation Partners in Housing	05Q	LMC	\$16,595.04
			6631192	CV-Emerg Subsistence/Homeless Prevention/Diversion Efforts-Presentation Partners in Housing	05Q	LMC	\$42,417.36
			6655523	CV-Emerg Subsistence/Homeless Prevention/Diversion Efforts-Presentation Partners in Housing	05Q	LMC	\$15,439.98
		1047	6483963	CV-Housing Navigators for Gladys Ray Shelter/Homeless Prevention, Diversion, Emergency Housing	03T	LMC	\$156.00
			6487807	CV-Housing Navigators for Gladys Ray Shelter/Homeless Prevention, Diversion, Emergency Housing	03T	LMC	\$6,741.65
			6505321	CV-Housing Navigators for Gladys Ray Shelter/Homeless Prevention, Diversion, Emergency Housing	03T	LMC	\$8,369.57
			6516635	CV-Housing Navigators for Gladys Ray Shelter/Homeless Prevention, Diversion, Emergency Housing	03T	LMC	\$9,213.99
			6668244	CV-Housing Navigators for Gladys Ray Shelter/Homeless Prevention, Diversion, Emergency Housing	03T	LMC	\$12,603.18
	5	1052	6631192	CV-Mobile Homeless Health Services Outreach Program	03T	LMC	\$9,256.72
	6	1044	6487807	CV-Eviction Prevention Efforts - High Plains Fair Housing	05K	LMC	\$871.00
			6505321	CV-Eviction Prevention Efforts - High Plains Fair Housing	05K	LMC	\$1,257.49
			6527300	CV-Eviction Prevention Efforts - High Plains Fair Housing	05K	LMC	\$3,189.01
			6551872	CV-Eviction Prevention Efforts - High Plains Fair Housing	05K	LMC	\$1,610.04
			6574612	CV-Eviction Prevention Efforts - High Plains Fair Housing	05K	LMC	\$803.75
			6581412	CV-Eviction Prevention Efforts - High Plains Fair Housing	05K	LMC	\$2,075.89
			6618678	CV-Eviction Prevention Efforts - High Plains Fair Housing	05K	LMC	\$5,469.67
			6631192	CV-Eviction Prevention Efforts - High Plains Fair Housing	05K	LMC	\$1,417.77
			6655523	CV-Eviction Prevention Efforts - High Plains Fair Housing	05K	LMC	\$2,072.10



Plan Year	IDIS Project	IDIS Activity	Voucher Number	Activity Name	Matrix Code	National Objective	Drawn Amount
2020	3	1043	6448034	CV-Planning and Administration	21A		\$535.52
			6456156	CV-Planning and Administration	21A		\$255.48
			6460266	CV-Planning and Administration	21A		\$1,129.18
			6469457	CV-Planning and Administration	21A		\$836.55
			6483963	CV-Planning and Administration	21A		\$432.73
			6487807	CV-Planning and Administration	21A		\$663.48
Total							\$3,852.94