



Report References

The following report is using data that has been extracted from the Fargo Police Department Law Enforcement Records Management System.

Number of Calls for Service

Calls for Service per Beat is a count of all criminal and non-criminal calls for service.

- Calls for Service may be community generated or officer-initiated calls.
- Calls for Service include reports completed by citizens using the online reporting system (DORS).
- Calls for Service may be handled by Officers in the field or over the phone.
- Calls for Service do not always result in a police case report being taken, and may not involve any criminal offenses/charges.

Case Offenses

Case Offenses per Beat is a count of case reports in which a NIBRS defined Group A Offense was reported.

- Group A Offenses are defined by the FBI's National Incident-Based Reporting System (NIBRS), and does *not* include all possible criminal offense categories.
- Cases with multiple Group A Offenses reported are counted in *each* of the offense categories.
- The offense category "All Rape" includes Forcible Rape, Forcible Sodomy, and Sexual Assault with an Object. (Statutory Rape and Forcible Fondling are each counted in their own category)
- Case offenses may be added, removed, or get re-categorized if/when underlying facts change, or throughout the course of an investigation. Thus, you may see both current and historic numbers change over time.
 - For example, when a victim is shot but not killed, the offense is categorized as an Aggravated Assault. If the victim later dies, the offense is then re-categorized as a Murder/Non-Negligent Manslaughter. Another example is if a person reports their vehicle as stolen, the offense is categorized as a Motor Vehicle Theft. If the person later discovers their vehicle had actually been towed, the Motor Vehicle Theft offense would then get removed from the case.

Shootings & Shots Fired Cases (data manually tracked by Fargo PD Intelligence & Analysis Unit)

Shootings per Beat is a count of cases where a victim sustains injuries due to the use of a firearm, but is not killed.

- The offense in these cases are categorized as an Aggravated Assault.
- If a shooting victim is killed, the case is NOT counted as a Shooting, and the offense is categorized as a Murder/Non-Negligent Manslaughter.

Shots Fired per Beat is a count of cases where gun shots were both reported AND confirmed by evidence such as, locating ammunition casings and/or damage to property or structures due to a firearm.

- Shots Fired cases do NOT result in any reported injuries.



July Crime Data – Analysts Notes:

Citywide

- Burglary is still trending **downward by 28%** compared to the previous year, and remained unchanged from June to July.
 - Residential: **88.37%**
 - 62% of residential burglaries were to garages
 - 75% occurring at apartment complexes
 - 24% occurring at single family homes
 - 1% (1 case) occurring at Jail
 - Commercial: **11.63%**
- Counterfeiting/Forgery is **trending upward by 32%** compared to the previous year, and was **up 12%** from June to July.
 - 71% at convenience stores or banks
 - A suspect or POI was identified in 13 of the 19 cases in July, with 3 arrests made and 2 cases pending CA/SA
- Intimidation is still **trending downward by 17%** compared to the previous year, however, was **up by 39%** from June to July.
 - 57% Threats, 17% Disturbances, 9% Harassment, 9% Domestic
 - 10 arrests made, 3 juvenile referrals, 4 cases pending SA, 2 no city or state prosecution
- Motor Vehicle Theft is still **down 4%** compared to the previous year, and was also **down 29%** from June to July.
 - 39% were unlocked, 37% had keys left inside the vehicle, and 15% were running when stolen
 - Approx. 70% of stolen vehicles in July were recovered
 - 81% recovered in Fargo
 - 14% recovered in another jurisdiction (West Fargo, Cass Co, and Belcourt)
 - 5% recovered out of state (Moorhead, MN)
- Shoplifting is **trending upward by 22%** compared to the previous year, and was **up 5%** from June to July.
 - 9 Repeat shoplifters in July (*Mitchell Erlacher, Antonette Brown, Daisy Butcher, Deondra Bellanger, Preston Anderson, Cameron Smith, Zachary Kittelson, Timothy Windels, Cathleen Hamre*)
 - See Beats for more details

Beat 1

- Motor Vehicle Theft and Theft from Motor Vehicle are both still **trending downward** compared to the previous year, as well as significantly down from June to July.
- Shoplifting is **trending upward by 300%** compared to the previous year, and was also **up 113%** from June to July.
 - 3 Shoplifting cases at Circle K (1020 19th Ave N) in July involving the same unidentified female
 - In 2025, 70 of the 80 shoplifting cases, or 88%, have been from the following two locations:
 - Family Fare (724 Univ Dr N) – 44 cases (**up 29%** (by 10 cases) from June to July)
 - Hornacher's Northport (2510 Broadway N) – 26 cases



July Crime Data – Analysts Notes:

Beat 2

- Burglary is still **trending downward by 43%** compared to the previous year, however, was **up 80%** from June to July.
 - Residential: **89%**
 - 75% occurring at apartment complexes (all to the interior building or a unit)
 - 25% occurring at single family homes (one garage, one residence)
 - Commercial: **11%**
 - Storage Unit
- Drug Equipment and Drug/Narcotic Violations are **trending upward** compared to the previous year, and were also both up significantly from June to July.
- Motor Vehicle Theft is **trending upward by 21%** compared to the previous year, however, was down 50% from June to July.
 - 80% of stolen vehicles in July were recovered
 - All were recovered in Fargo
- Stalking is **trending upward by 700%** compared to the previous year, however, remained unchanged from June to July.
 - No identified repeat offenders YTD
 - Mainly threatening/harassment type of calls
- Weapon Law Violations are **trending upward by 143%** compared to the previous year, and was **up 400%** (by 4 cases) from June to July.
 - Downtown area – disturbances and/or altercations with firearms, felon in possession

Beat 3

- Aggravated Assault and Simple Assaults are both **trending downward** compared to the previous year, however were both up from June to July.
 - Majority are domestic related calls involving repeat residences/persons
 - Problem areas around the McCormick Park/Arbors area
- Burglary is still **trending downward by 42%** compared to the previous year, however, was **up 40%** (by 4 cases) from June to July.
 - Residential: **100%**
 - 100% occurring at apartment complexes
 - 50% to apartment garages
 - 50% to the interior building or a unit
- Shoplifting is **trending upward by 11%** compared to the previous year, and was also **up 31%** from June to July. In 2025, 114 of the 134 shoplifting cases, or 85%, were from the three following locations:
 - Cash Wise (1401 33rd St S) – 64 cases
 - Hornbacher's Express (1433 Univ Dr S) – 27 cases
 - Cash Wise Liquor (1414 34th St S) – 23 cases



July Crime Data – Analysts Notes:

Beat 4

- Burglary is **trending upward by 13%** compared to the previous year, and was also **up 39%** from May to June.
 - Residential: **95%**
 - 90% occurring at apartment complexes (all to apartment garages)
 - 82% to apartment garages
 - 18% to the interior building or a unit
 - 10% occurring at single family homes
 - 50% to garages
 - 50% to interior residence
 - Commercial: **5%**
- Shoplifting is **trending upward by 91%** compared to the previous year, however, was **down 29%** from June to July. In 2025, 92 of the 105 shoplifting cases, or 88%, were from the three following locations:
 - Fleet Farm (3730 36th St S) – 35 cases
 - Family Fare (3175 25th St S) – 34 cases
 - Hornbacher's (1532 32nd Ave S) – 23 cases

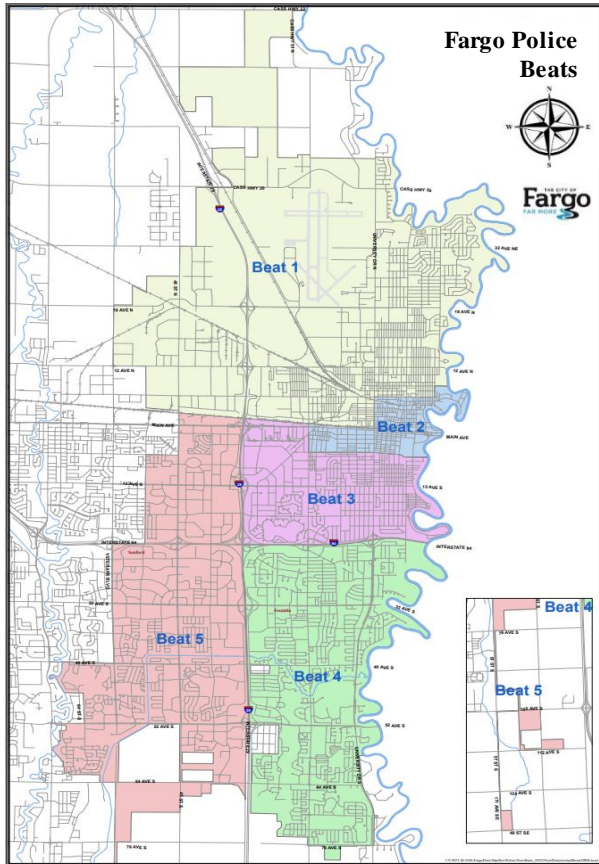
Beat 5

- Theft from Motor Vehicle is **trending downward by 40%**, however, was **up 100%** from June to July.
 - Most commonly occurring at apartment parking lots and garages
 - Problem areas around 13th Ave & 42nd St S
- Shoplifting is **trending upward by 8%** compared to the previous year, however, was **down 6%** from June to July. Beat 5 accounts for 57% of *all* shoplifting cases in Fargo in 2025, with 325 of the 441 cases, or 74%, from the five following locations:
 - Scheels (1551 45th St S) – 147 cases
 - Walmart (4731 13th Ave S) – 70 cases
 - West Acres (3902 13th Ave S) – 45 cases
 - Target (4202 13th Ave S) – 32 cases
 - Village West (4101 13th Ave S) – 31 cases



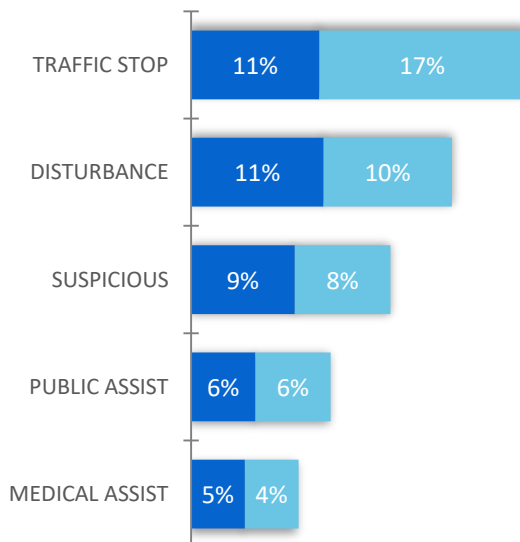
ALL FARGO POLICE BEATS

* YTD = Jan-July of each year



TOP 5 CFS TYPES

■ YTD 2024 ■ YTD 2025



June 2025	July 2025	Change		YTD 2024	YTD 2025	YTD Change
8,710	9,354	↑ 7%	Number of Calls for Service (CFS)	53,753	57,216	↑ 6%
Group A Case Offenses:						
6	6	N/C	All Rape	81	50	↓ 38%
137	145	↑ 6%	All Other Larceny	920	792	↓ 14%
3	0	↓ 3	Animal Cruelty	9	14	↑ 56%
0	2	↑ 2	Arson	12	8	↓ 33%
29	26	↓ 10%	Assault, Aggravated	258	166	↓ 36%
168	185	↑ 10%	Assault, Simple	1,130	1,117	↓ 1%
0	0	N/C	Assisting or Promoting Prostitution	0	0	N/C
0	0	N/C	Betting/Wagering	0	0	N/C
0	0	N/C	Bribery	0	0	N/C
89	89	N/C	Burglary/Breaking & Entering	616	444	↓ 28%
17	19	↑ 12%	Counterfeiting/Forgery	79	104	↑ 32%
0	2	↑ 2	Credit Card/Automatic Teller Machine Fraud	25	15	↓ 40%
95	96	↑ 1%	Destruction/Damage/Vandalism	650	522	↓ 20%
74	93	↑ 26%	Drug Equipment Violation	589	541	↓ 8%
68	78	↑ 15%	Drug/Narcotic Violations	460	430	↓ 7%
0	0	N/C	Embezzlement	15	4	↓ 73%
0	3	↑ 3	Extortion/Blackmail	6	13	↑ 117%
11	5	↓ 55%	Forcible Fondling	56	47	↓ 16%
0	0	N/C	Fraud - Welfare Fraud	0	0	N/C
17	15	↓ 12%	Fraud-False Pretenses/Swindle	151	130	↓ 14%
0	0	N/C	Gambling Equip. Violations	0	0	N/C
0	0	N/C	Hacking/Computer Invasion (Fraud)	0	0	N/C
0	0	N/C	Human Trafficking, Commercial Sex Acts	0	1	↑ 1
0	0	N/C	Human Trafficking, Involuntary Servitude	0	2	↑ 2
22	18	↓ 18%	Identity Theft (Fraud)	166	162	↓ 2%
1	2	↑ 100%	Impersonation	11	12	↑ 9%
0	0	N/C	Incest	2	0	↓ 2
31	43	↑ 39%	Intimidation	308	255	↓ 17%
2	2	N/C	Kidnapping/Abduction	25	10	↓ 60%
52	37	↓ 29%	Motor Vehicle Theft	265	254	↓ 4%
0	0	N/C	Murder/Non-Negligent Manslaughter	3	0	↓ 3
0	0	N/C	Negligent Manslaughter	0	1	↑ 1
0	0	N/C	Operating/Promoting/ Assisting Gambling	0	0	N/C
0	1	↑ 1	Pocket Picking	3	3	N/C
3	3	N/C	Pornography/Obscene Material	45	36	↓ 20%
0	0	N/C	Prostitution	0	0	N/C
0	1	↑ 1	Purchasing Prostitution	1	1	N/C
1	0	↓ 1	Purse Snatching	7	6	↓ 14%
9	10	↑ 11%	Robbery	62	45	↓ 27%
132	138	↑ 5%	Shoplifting	637	777	↑ 22%
0	0	N/C	Sports Tampering	0	0	N/C
4	7	↑ 75%	Stalking	39	39	N/C
0	0	N/C	Statutory Rape	6	11	↑ 83%
21	13	↓ 38%	Stolen Property Offenses	137	87	↓ 36%
9	8	↓ 11%	Theft from Building	66	56	↓ 15%
0	1	↑ 1	Theft from Coin Operated Machine or Device	2	1	↓ 50%
55	42	↓ 24%	Theft from Motor Vehicle	545	267	↓ 51%
3	4	↑ 33%	Theft of Motor Vehicle Parts or Accessories	25	19	↓ 24%
7	16	↑ 129%	Weapon Law Violations	54	58	↑ 7%
1	0	↓ 1	Wire Fraud	16	12	↓ 25%
1,068	1,110	↑ 4%	TOTAL	7,482	6,512	↓ 13%



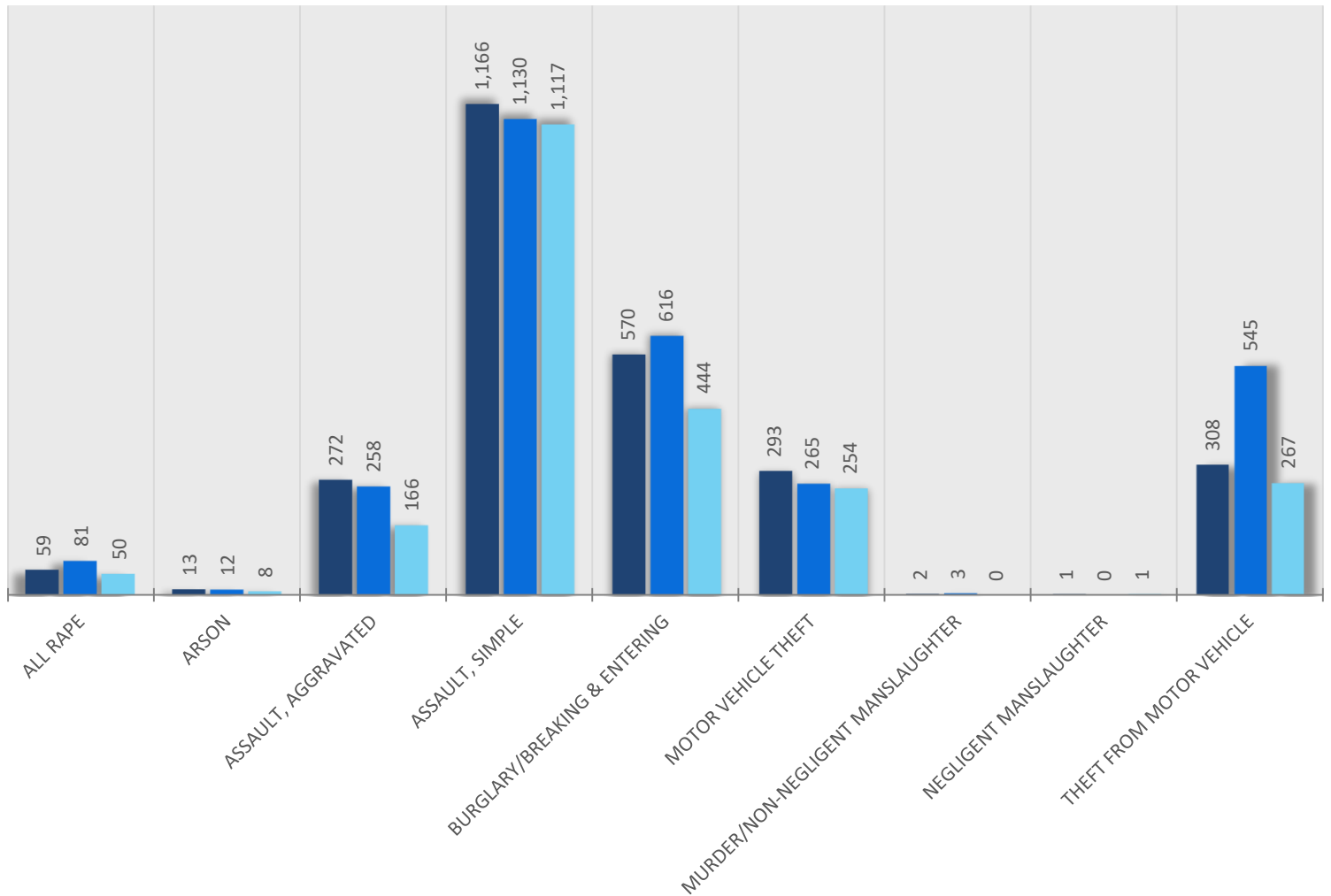
ALL FARGO POLICE BEATS

* YTD = Jan-July of each year

SELECT GROUP A OFFENSES

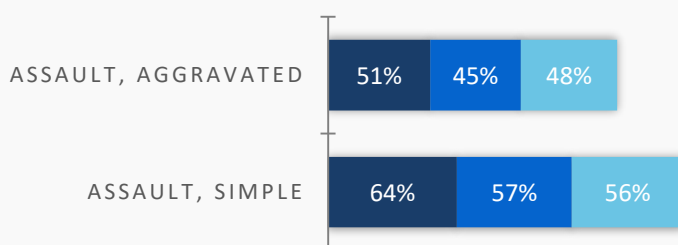
COUNT OF FARGO PD CASES PER OFFENSE CATEGORY

■ YTD 2023 ■ YTD 2024 ■ YTD 2025



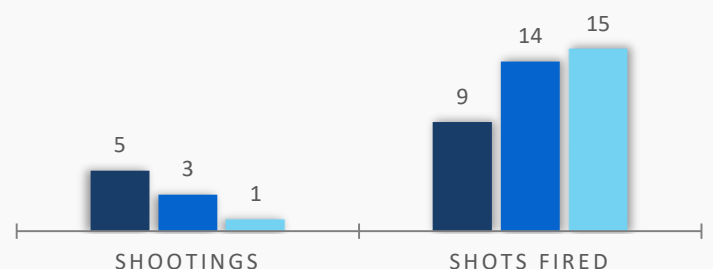
PERCENTAGE OF ASSAULTS THAT WERE DOMESTIC VIOLENCE RELATED

■ YTD 2023 ■ YTD 2024 ■ YTD 2025



SHOOTINGS & SHOTS FIRED

■ YTD 2023 ■ YTD 2024 ■ YTD 2025

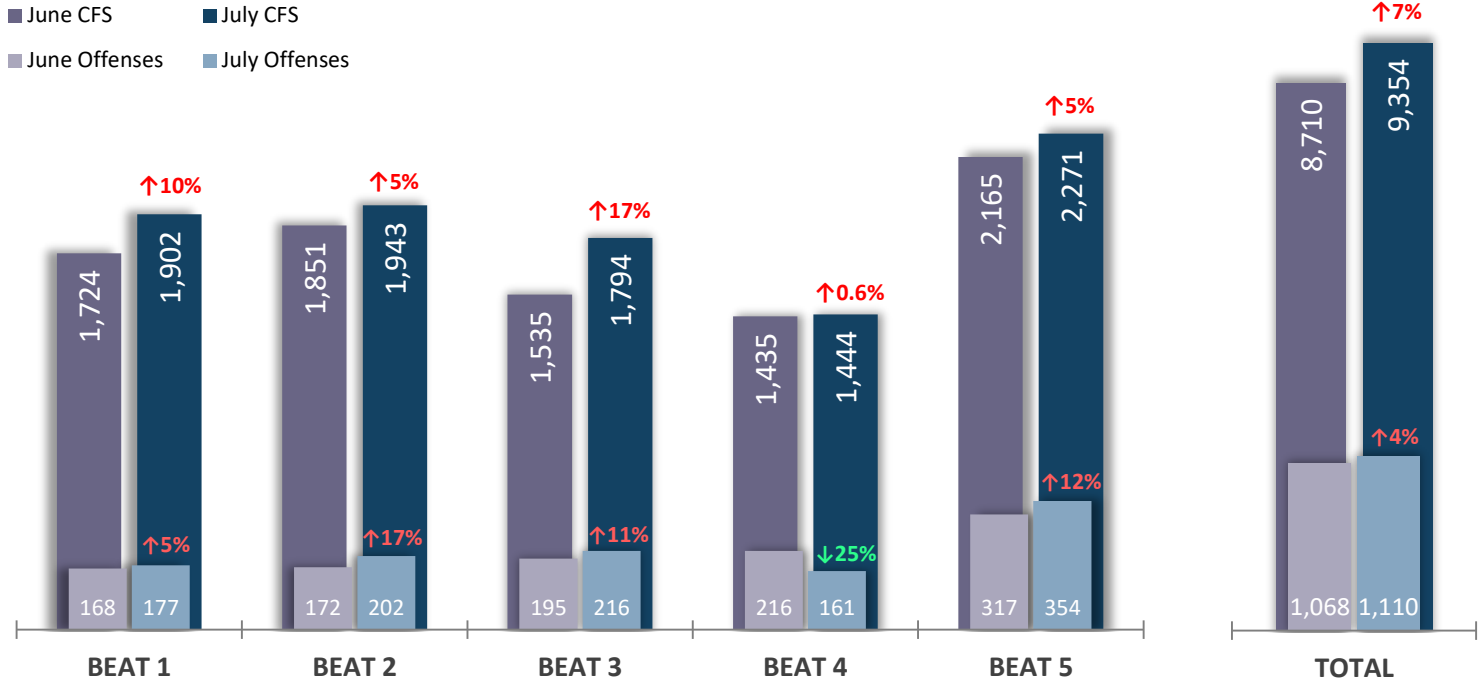




NUMBER OF CFS BY BEAT

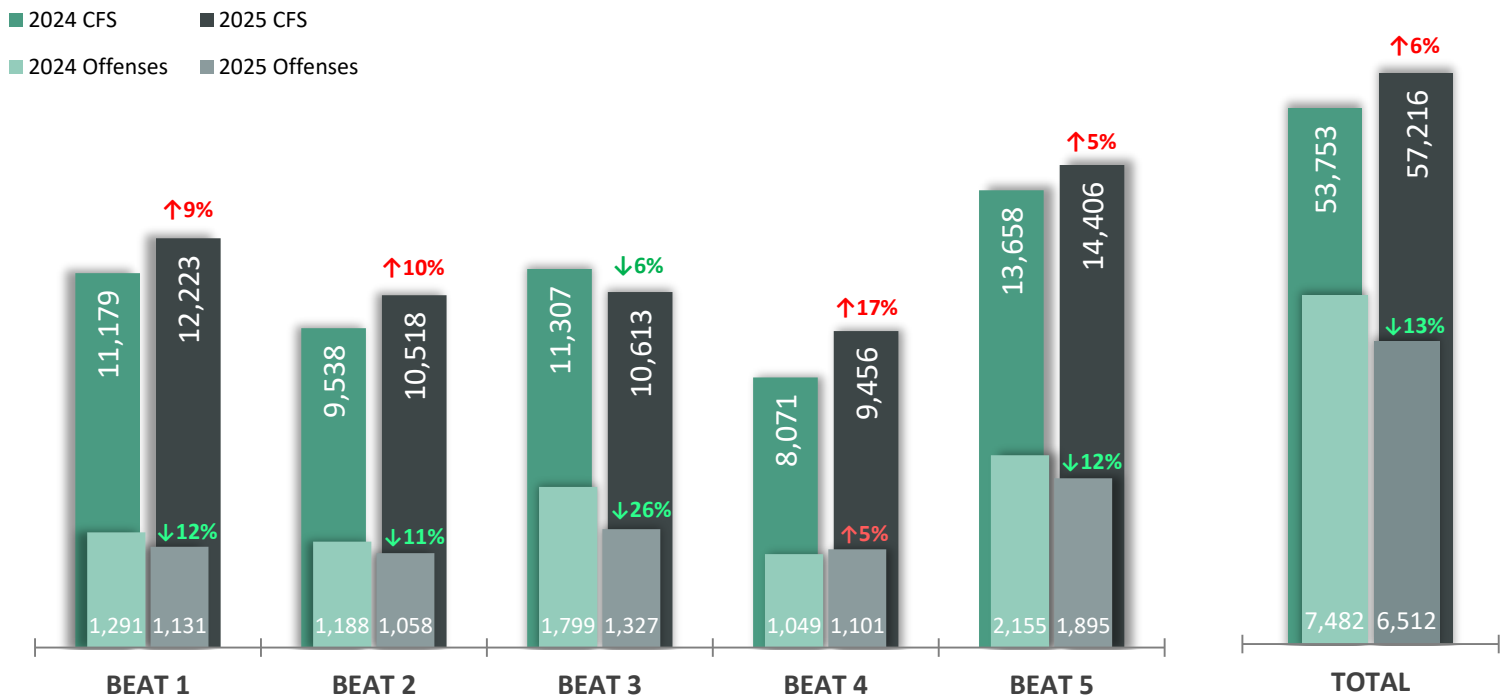
NUMBER OF GROUP A OFFENSES BY BEAT

2025: June to July Comparison with Percent Change



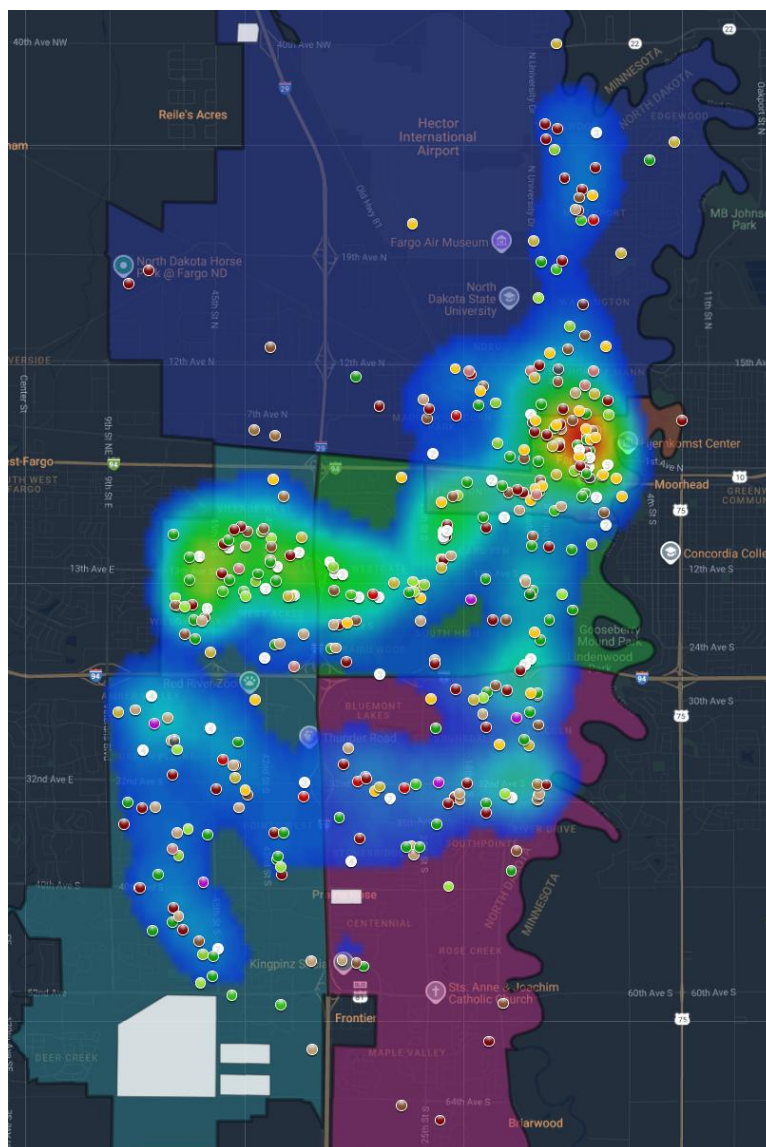
YTD: 2024 to 2025 Comparison with Percent Change

*January-July per year



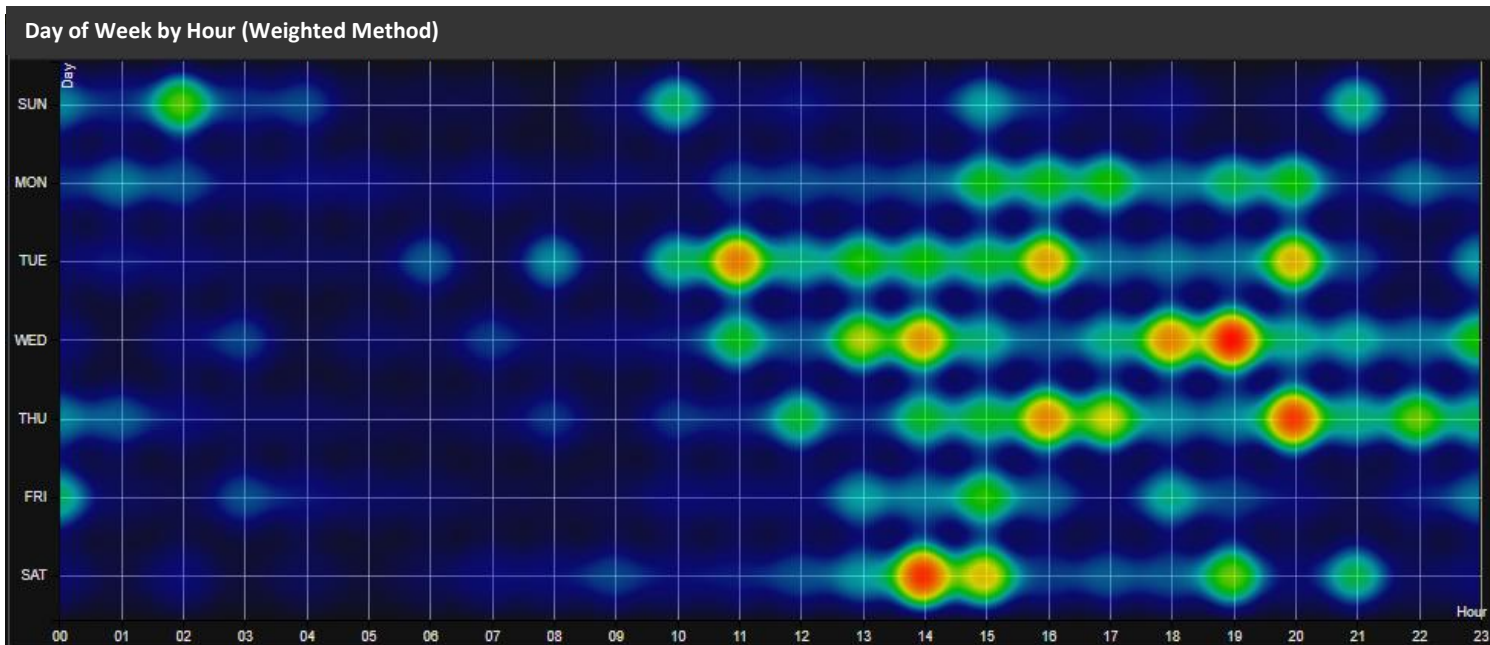


JULY 2025: ALL GROUP A OFFENSES



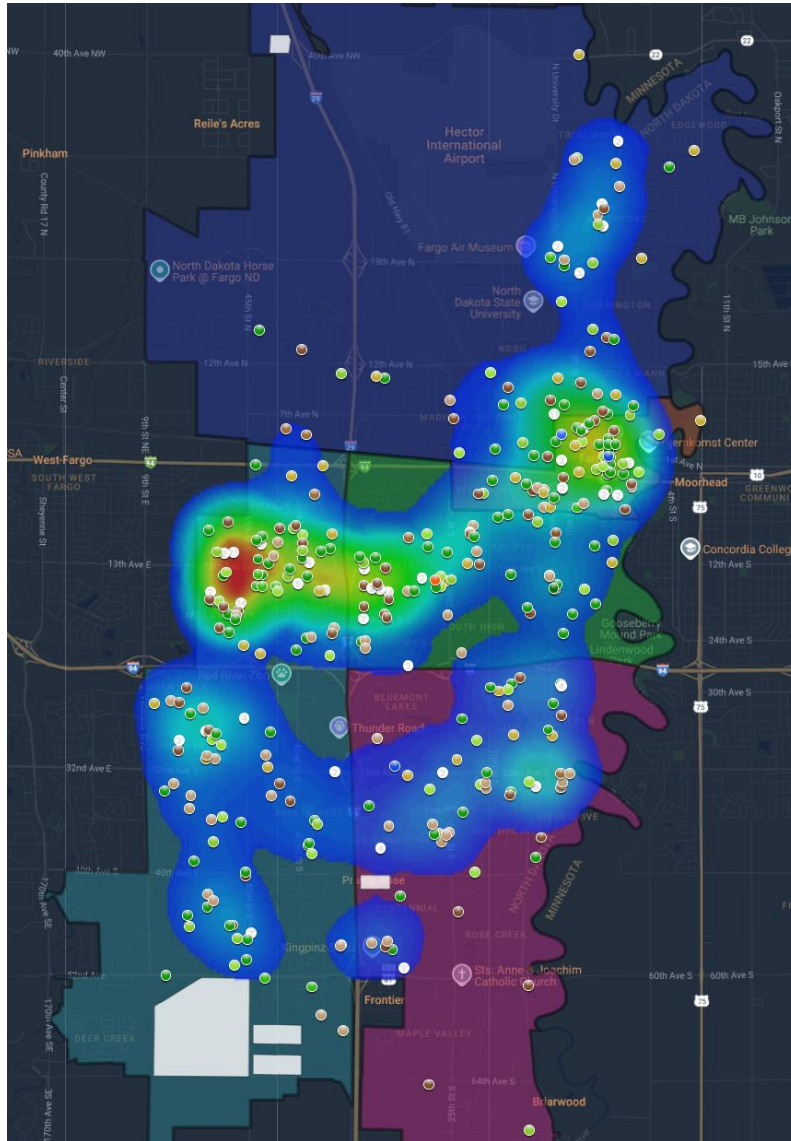
Using a weighted aoristic method for analysis, Group A crimes are occurring most prevalently on:

- Saturdays around 14:00
- Wednesdays around 1800-19:00
- Thursdays around 20:00





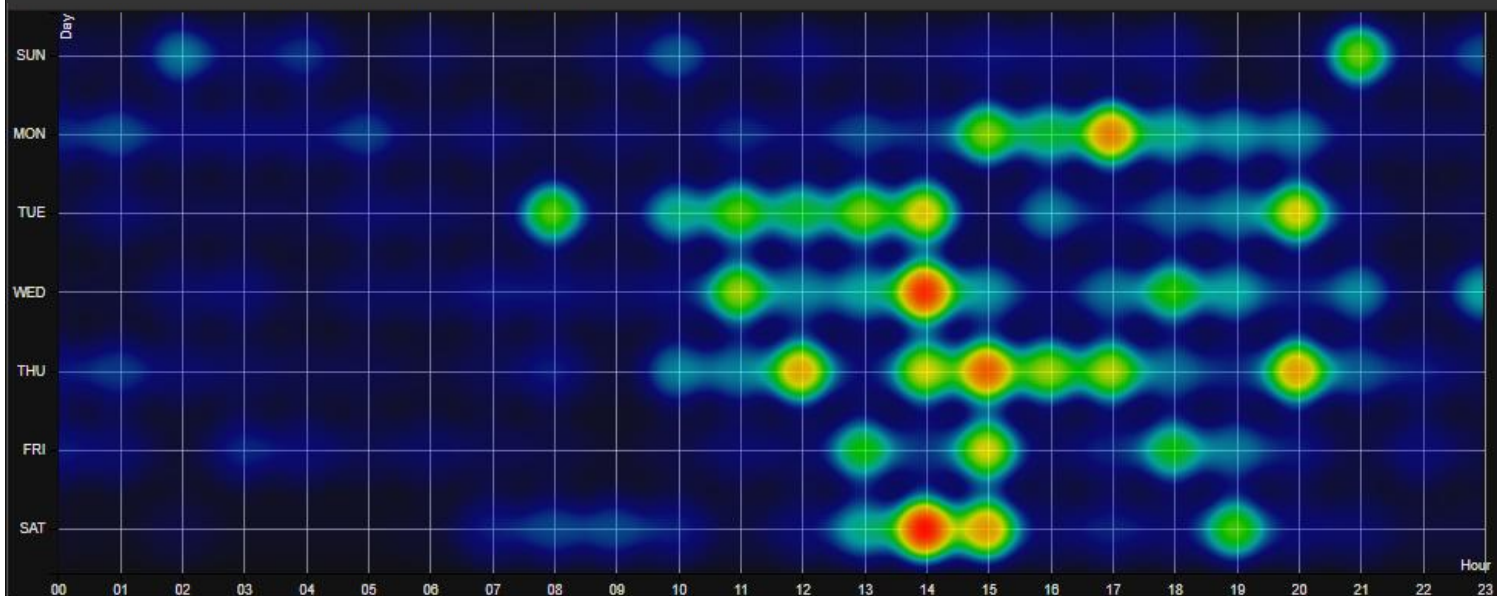
JULY 2025: GROUP A PROPERTY OFFENSES



Using a weighted aoristic method for analysis, property crimes are occurring most prevalently on:

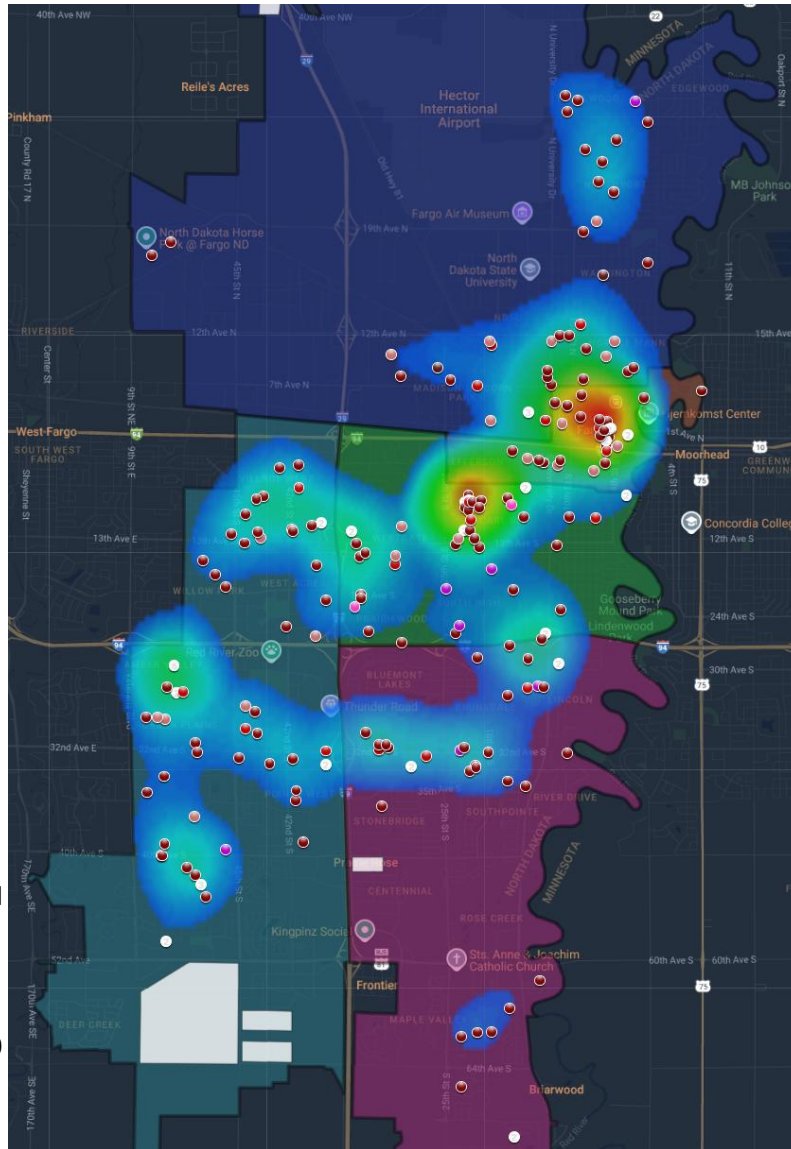
- Saturdays around 13:30-15:00
- Wednesdays around 14:00
- Thursdays around 15:00

Day of Week by Hour (Weighted Method)





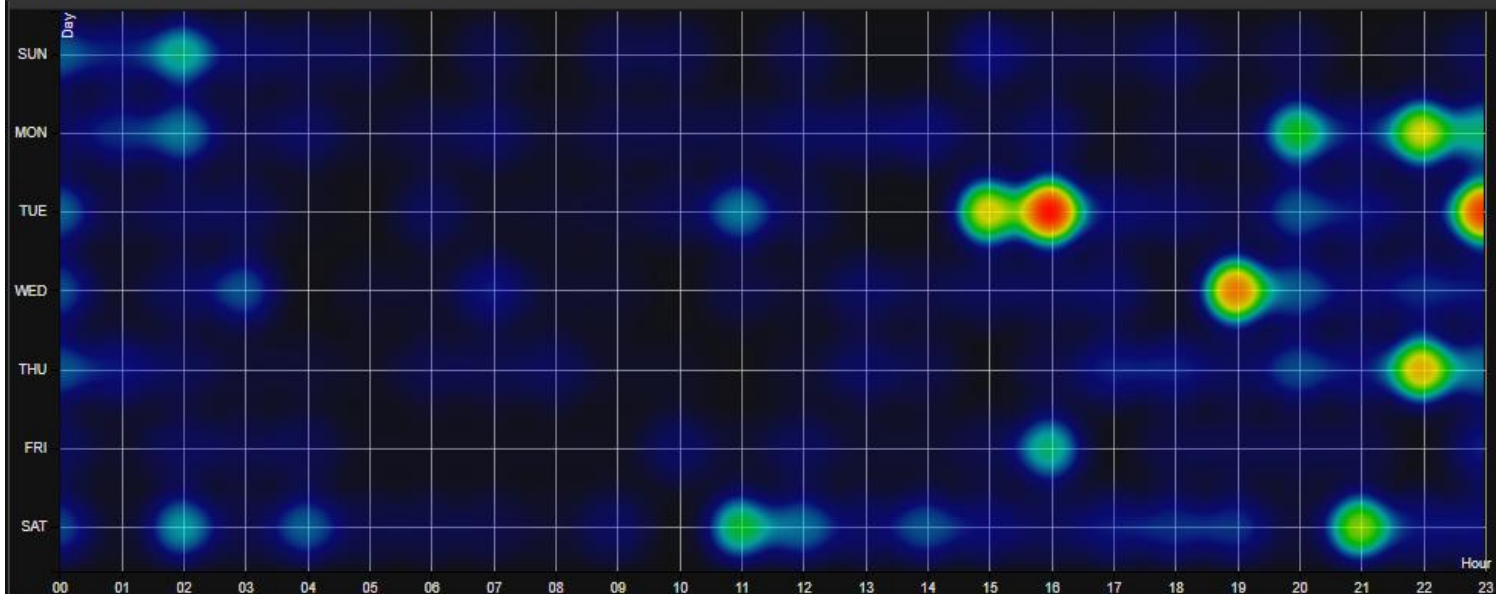
JULY 2025: GROUP A PERSONS OFFENSES



Using a weighted aoristic method for analysis, crimes against persons are occurring most prevalently on:

- Tuesdays around 15:00- 16:00 and 22:30-23:00
- Wednesdays around 19:00

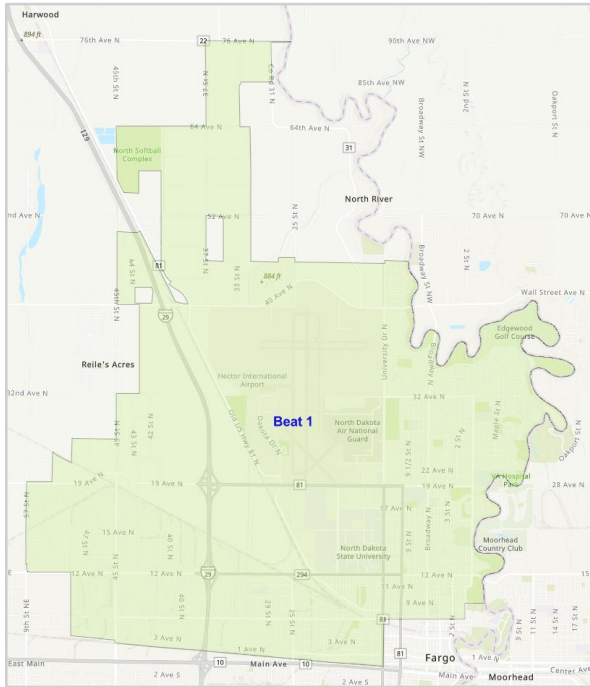
Day of Week by Hour (Weighted Method)





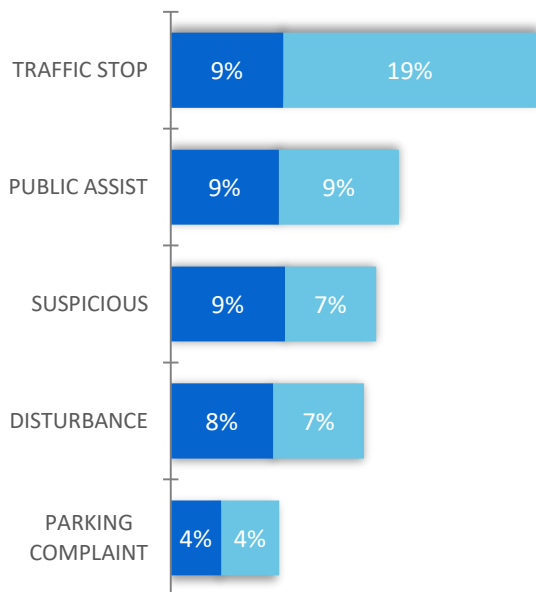
FARGO POLICE BEAT 1

* YTD = Jan-July of each year



TOP 5 CFS TYPES

■ YTD 2024 ■ YTD 2025



June 2025	July 2025	Change		YTD 2024	YTD 2025	YTD Change
1,724	1,902	↑10%	Number of Calls for Service (CFS)	11,179	12,223	↑9%
Group A Case Offenses:						
1	2	↑100%	All Rape	14	12	↓14%
20	22	↑10%	All Other Larceny	199	158	↓21%
2	0	↓2	Animal Cruelty	3	5	↑67%
0	0	N/C	Arson	3	2	↓33%
5	5	N/C	Assault, Aggravated	38	33	↓13%
27	30	↑11%	Assault, Simple	195	191	↓2%
0	0	N/C	Assisting or Promoting Prostitution	0	0	N/C
0	0	N/C	Betting/Wagering	0	0	N/C
0	0	N/C	Bribery	0	0	N/C
14	13	↓7%	Burglary/Breaking & Entering	135	92	↓32%
4	6	↑50%	Counterfeiting/Forgery	13	20	↑54%
0	0	N/C	Credit Card/Automatic Teller Machine Fraud	6	3	↓50%
15	16	↑7%	Destruction/Damage/Vandalism	129	91	↓29%
11	11	N/C	Drug Equipment Violation	79	84	↑6%
11	16	↑45%	Drug/Narcotic Violations	61	66	↑8%
0	0	N/C	Embezzlement	1	0	↓1
0	1	↑1	Extortion/Blackmail	2	4	↑100%
1	0	↓1	Forcible Fondling	9	4	↓56%
0	0	N/C	Fraud - Welfare Fraud	0	0	N/C
1	3	↑200%	Fraud-False Pretenses/Swindle	19	16	↓16%
0	0	N/C	Gambling Equip. Violations	0	0	N/C
0	0	N/C	Hacking/Computer Invasion (Fraud)	0	0	N/C
0	0	N/C	Human Trafficking, Commercial Sex Acts	0	0	N/C
0	0	N/C	Human Trafficking, Involuntary Servitude	0	0	N/C
2	3	↑50%	Identity Theft (Fraud)	32	35	↑9%
0	0	N/C	Impersonation	2	3	↑50%
0	0	N/C	Incest	1	0	↓1
5	10	↑100%	Intimidation	51	45	↓12%
0	1	↑1	Kidnapping/Abduction	8	2	↓75%
16	10	↓38%	Motor Vehicle Theft	71	67	↓6%
0	0	N/C	Murder/Non-Negligent Manslaughter	0	0	N/C
0	0	N/C	Negligent Manslaughter	0	1	↑1
0	0	N/C	Operating/Promoting/ Assisting Gambling	0	0	N/C
0	0	N/C	Pocket Picking	1	0	↓1
0	0	N/C	Pornography/Obscene Material	10	3	↓70%
0	0	N/C	Prostitution	0	0	N/C
0	0	N/C	Purchasing Prostitution	1	0	↓1
0	0	N/C	Purse Snatching	0	2	↑2
0	0	N/C	Robbery	2	3	↑50%
8	17	↑113%	Shoplifting	20	80	↑300%
0	0	N/C	Sports Tampering	0	0	N/C
1	2	↑100%	Stalking	7	7	N/C
0	0	N/C	Statutory Rape	0	1	↑1
2	0	↓2	Stolen Property Offenses	28	11	↓61%
1	2	↑100%	Theft from Building	18	10	↓44%
0	0	N/C	Theft from Coin Operated Machine or Device	0	0	N/C
15	3	↓80%	Theft from Motor Vehicle	120	58	↓52%
2	0	↓2	Theft of Motor Vehicle Parts or Accessories	4	6	↑50%
4	4	N/C	Weapon Law Violations	6	13	↑117%
0	0	N/C	Wire Fraud	3	3	N/C
168	177	↑5%	TOTAL	1,291	1,131	↓12%



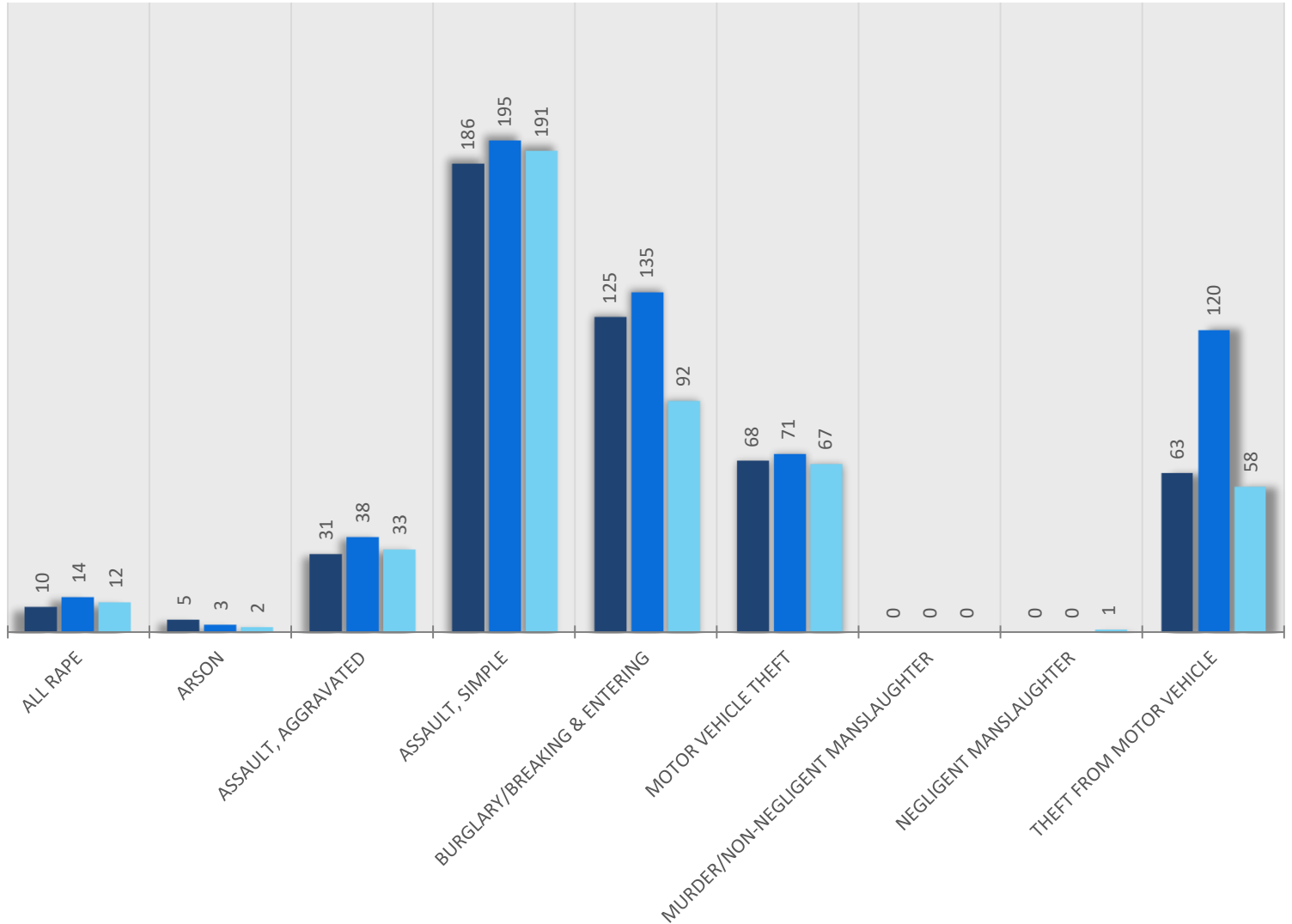
FARGO POLICE BEAT 1

* YTD = Jan-July of each year

SELECT GROUP A OFFENSES

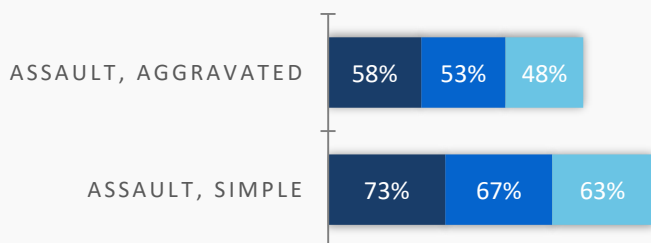
COUNT OF FARGO PD CASES PER OFFENSE CATEGORY

■ YTD 2023 ■ YTD 2024 ■ YTD 2025



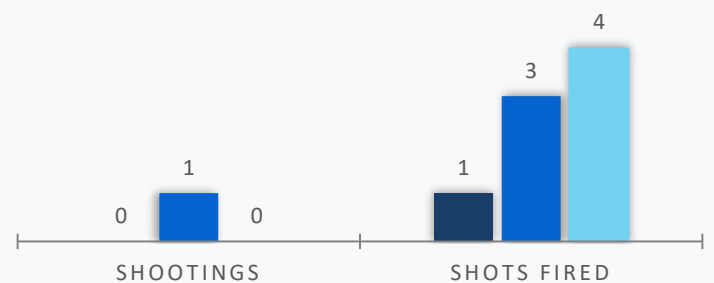
PERCENTAGE OF ASSAULTS THAT WERE DOMESTIC VIOLENCE RELATED

■ YTD 2023 ■ YTD 2024 ■ YTD 2025



SHOOTINGS & SHOTS FIRED

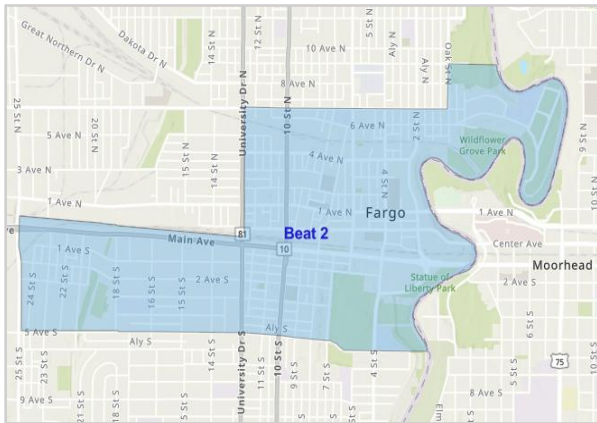
■ YTD 2023 ■ YTD 2024 ■ YTD 2025





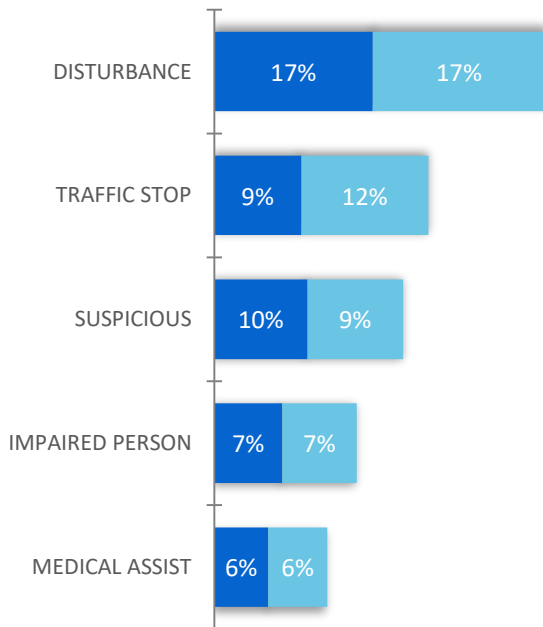
FARGO POLICE BEAT 2

* YTD = Jan-July of each year



TOP 5 CFS TYPES

■ YTD 2024 ■ YTD 2025



June 2025	July 2025	Change		YTD 2024	YTD 2025	YTD Change
1,851	1,943	↑ 5%	Number of Calls for Service (CFS)	9,538	10,518	↑ 10%
Group A Case Offenses:						
1	1	N/C	All Rape	14	7	↓ 50%
28	33	↑ 18%	All Other Larceny	138	132	↓ 4%
1	0	↓ 1	Animal Cruelty	1	1	N/C
0	1	↑ 1	Arson	3	1	↓ 67%
9	4	↓ 56%	Assault, Aggravated	64	37	↓ 42%
32	33	↑ 3%	Assault, Simple	210	194	↓ 8%
0	0	N/C	Assisting or Promoting Prostitution	0	0	N/C
0	0	N/C	Betting/Wagering	0	0	N/C
0	0	N/C	Bribery	0	0	N/C
5	9	↑ 80%	Burglary/Breaking & Entering	70	40	↓ 43%
0	2	↑ 2	Counterfeiting/Forgery	7	10	↑ 43%
0	0	N/C	Credit Card/Automatic Teller Machine Fraud	2	1	↓ 50%
28	16	↓ 43%	Destruction/Damage/Vandalism	138	109	↓ 21%
12	30	↑ 150%	Drug Equipment Violation	109	153	↑ 40%
15	24	↑ 60%	Drug/Narcotic Violations	100	114	↑ 14%
0	0	N/C	Embezzlement	1	0	↓ 1
0	1	↑ 1	Extortion/Blackmail	1	1	N/C
4	1	↓ 75%	Forcible Fondling	10	10	N/C
0	0	N/C	Fraud - Welfare Fraud	0	0	N/C
0	2	↑ 2	Fraud-False Pretenses/Swindle	26	17	↓ 35%
0	0	N/C	Gambling Equip. Violations	0	0	N/C
0	0	N/C	Hacking/Computer Invasion (Fraud)	0	0	N/C
0	0	N/C	Human Trafficking, Commercial Sex Acts	0	0	N/C
0	0	N/C	Human Trafficking, Involuntary Servitude	0	0	N/C
0	7	↑ 7	Identity Theft (Fraud)	24	17	↓ 29%
0	0	N/C	Impersonation	2	0	↓ 2
0	0	N/C	Incest	0	0	N/C
12	10	↓ 17%	Intimidation	52	52	N/C
0	0	N/C	Kidnapping/Abduction	1	1	N/C
10	5	↓ 50%	Motor Vehicle Theft	34	41	↑ 21%
0	0	N/C	Murder/Non-Negligent Manslaughter	0	0	N/C
0	0	N/C	Negligent Manslaughter	0	0	N/C
0	0	N/C	Operating/Promoting/ Assisting Gambling	0	0	N/C
0	1	↑ 1	Pocket Picking	1	2	↑ 100%
0	0	N/C	Pornography/Obscene Material	3	1	↓ 67%
0	0	N/C	Prostitution	0	0	N/C
0	0	N/C	Purchasing Prostitution	0	0	N/C
0	0	N/C	Purse Snatching	3	0	↓ 3
3	3	N/C	Robbery	18	12	↓ 33%
0	3	↑ 3	Shoplifting	31	17	↓ 45%
0	0	N/C	Sports Tampering	0	0	N/C
1	1	N/C	Stalking	1	8	↑ 700%
0	0	N/C	Statutory Rape	0	1	↑ 1
3	3	N/C	Stolen Property Offenses	25	16	↓ 36%
4	2	↓ 50%	Theft from Building	14	15	↑ 7%
0	1	↑ 1	Theft from Coin Operated Machine or Device	2	1	↓ 50%
3	4	↑ 33%	Theft from Motor Vehicle	68	25	↓ 63%
0	0	N/C	Theft of Motor Vehicle Parts or Accessories	3	4	↑ 33%
1	5	↑ 400%	Weapon Law Violations	7	17	↑ 143%
0	0	N/C	Wire Fraud	5	1	↓ 80%
172	202	↑ 17%	TOTAL	1,188	1,058	↓ 11%



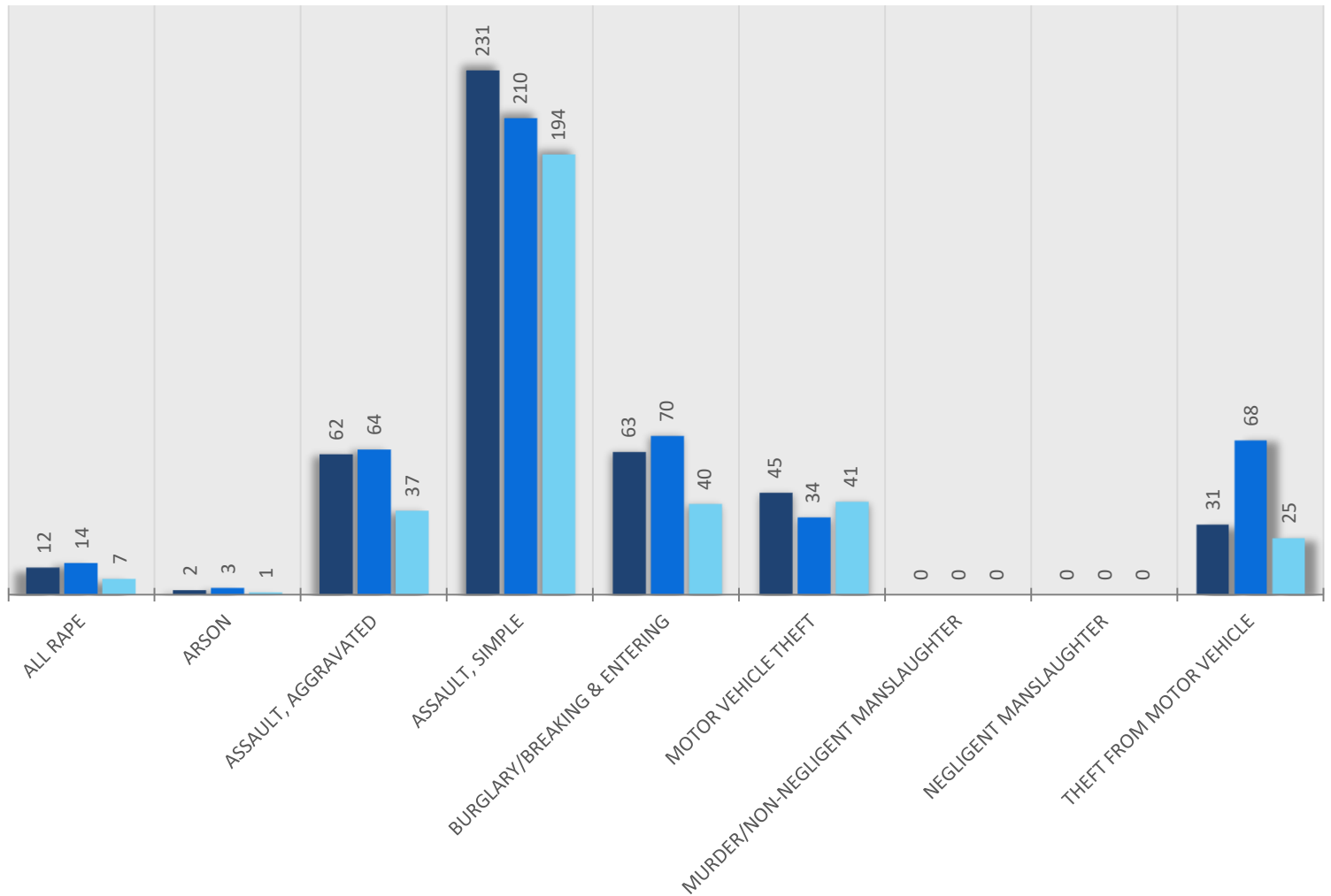
FARGO POLICE BEAT 2

* YTD = Jan-July of each year

SELECT GROUP A OFFENSES

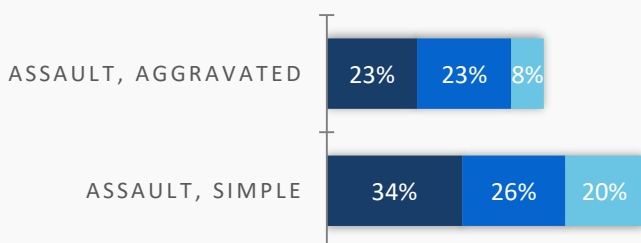
COUNT OF FARGO PD CASES PER OFFENSE CATEGORY

■ YTD 2023 ■ YTD 2024 ■ YTD 2025



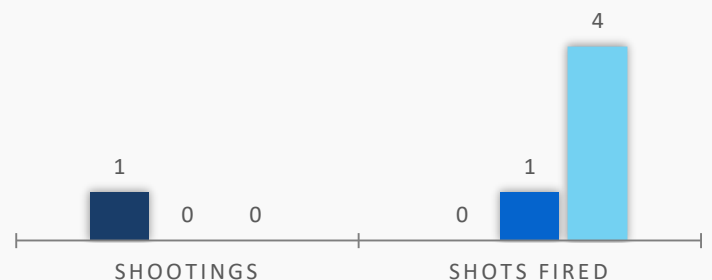
PERCENTAGE OF ASSAULTS THAT WERE DOMESTIC VIOLENCE RELATED

■ YTD 2023 ■ YTD 2024 ■ YTD 2025



SHOOTINGS & SHOTS FIRED

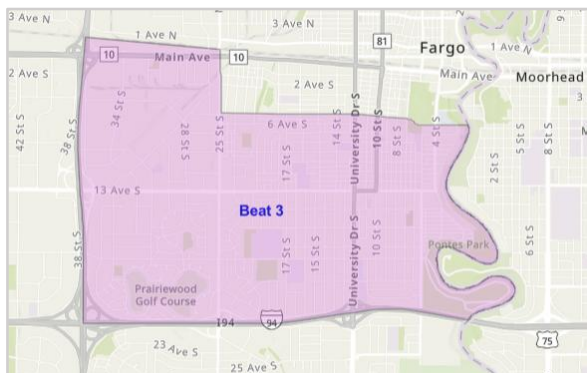
■ YTD 2023 ■ YTD 2024 ■ YTD 2025





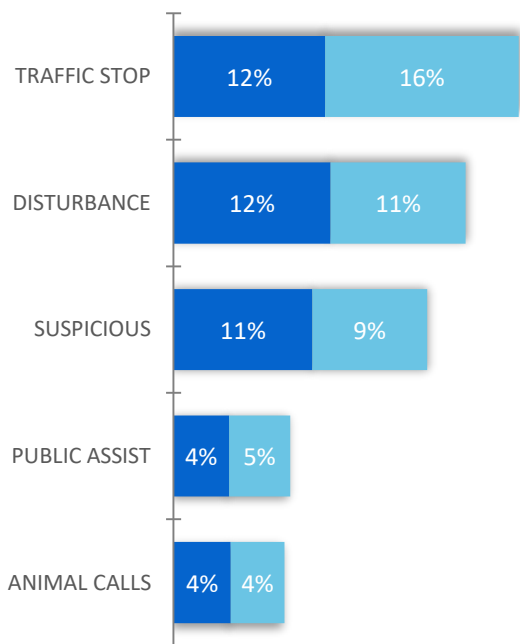
FARGO POLICE BEAT 3

* YTD = Jan-July of each year



TOP 5 CFS TYPES

■ YTD 2024 ■ YTD 2025



June 2025	July 2025	Change		YTD 2024	YTD 2025	YTD Change
1,535	1,794	↑17%	Number of Calls for Service (CFS)	11,307	10,613	↓6%
Group A Case Offenses:						
3	2	↓33%	All Rape	18	11	↓39%
25	27	↑8%	All Other Larceny	162	144	↓11%
0	0	N/C	Animal Cruelty	1	6	↑500%
0	1	↑1	Arson	2	3	↑50%
3	5	↑67%	Assault, Aggravated	57	31	↓46%
30	38	↑27%	Assault, Simple	232	214	↓8%
0	0	N/C	Assisting or Promoting Prostitution	0	0	N/C
0	0	N/C	Betting/Wagering	0	0	N/C
0	0	N/C	Bribery	0	0	N/C
10	14	↑40%	Burglary/Breaking & Entering	125	73	↓42%
3	3	N/C	Counterfeiting/Forgery	15	19	↑27%
0	0	N/C	Credit Card/Automatic Teller Machine Fraud	3	2	↓33%
10	20	↑100%	Destruction/Damage/Vandalism	126	98	↓22%
29	27	↓7%	Drug Equipment Violation	253	154	↓39%
25	20	↓20%	Drug/Narcotic Violations	173	132	↓24%
0	0	N/C	Embezzlement	2	2	N/C
0	0	N/C	Extortion/Blackmail	1	1	N/C
3	3	N/C	Forcible Fondling	10	12	↑20%
0	0	N/C	Fraud - Welfare Fraud	0	0	N/C
2	2	N/C	Fraud-False Pretenses/Swindle	54	28	↓48%
0	0	N/C	Gambling Equip. Violations	0	0	N/C
0	0	N/C	Hacking/Computer Invasion (Fraud)	0	0	N/C
0	0	N/C	Human Trafficking, Commercial Sex Acts	0	1	↑1
0	0	N/C	Human Trafficking, Involuntary Servitude	0	1	↑1
7	0	↓7	Identity Theft (Fraud)	35	31	↓11%
0	0	N/C	Impersonation	1	3	↑200%
0	0	N/C	Incest	1	0	↓1
4	7	↑75%	Intimidation	57	60	↑5%
2	0	↓2	Kidnapping/Abduction	7	3	↓57%
8	8	N/C	Motor Vehicle Theft	74	46	↓38%
0	0	N/C	Murder/Non-Negligent Manslaughter	1	0	↓1
0	0	N/C	Negligent Manslaughter	0	0	N/C
0	0	N/C	Operating/Promoting/ Assisting Gambling	0	0	N/C
0	0	N/C	Pocket Picking	0	0	N/C
3	2	↓33%	Pornography/Obscene Material	8	10	↑25%
0	0	N/C	Prostitution	0	0	N/C
0	0	N/C	Purchasing Prostitution	0	0	N/C
0	0	N/C	Purse Snatching	1	0	↓1
1	2	↑100%	Robbery	14	9	↓36%
16	21	↑31%	Shoplifting	121	134	↑11%
0	0	N/C	Sports Tampering	0	0	N/C
0	0	N/C	Stalking	11	8	↓27%
0	0	N/C	Statutory Rape	2	6	↑200%
3	4	↑33%	Stolen Property Offenses	34	18	↓47%
0	1	↑1	Theft from Building	14	9	↓36%
0	0	N/C	Theft from Coin Operated Machine or Device	0	0	N/C
8	6	↓25%	Theft from Motor Vehicle	159	43	↓73%
0	1	↑1	Theft of Motor Vehicle Parts or Accessories	4	1	↓75%
0	2	↑2	Weapon Law Violations	18	10	↓44%
0	0	N/C	Wire Fraud	3	4	↑33%
195	216	↑11%	TOTAL	1,799	1,327	↓26%



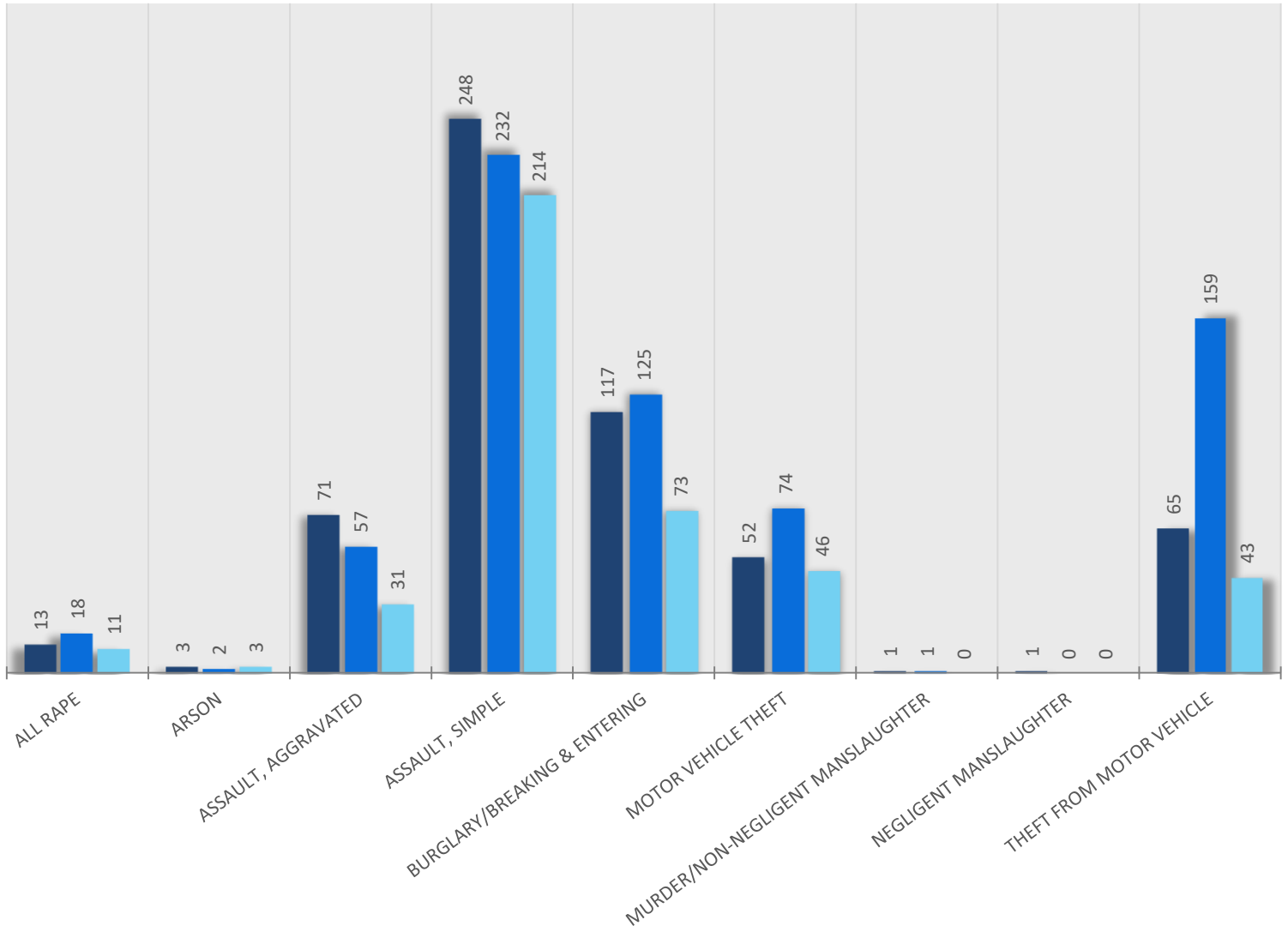
FARGO POLICE BEAT 3

* YTD = Jan-July of each year

SELECT GROUP A OFFENSES

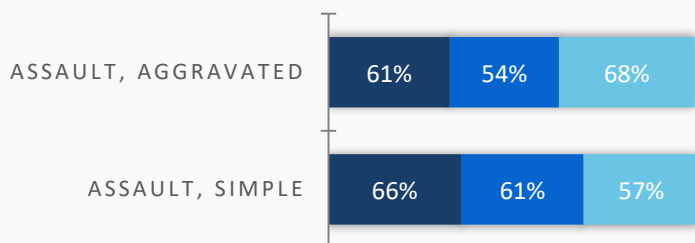
COUNT OF FARGO PD CASES PER OFFENSE CATEGORY

■ YTD 2023 ■ YTD 2024 ■ YTD 2025



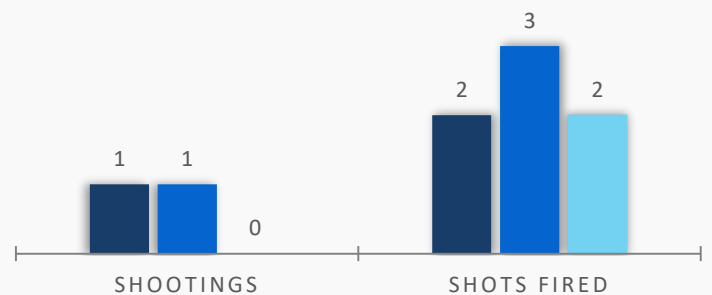
PERCENTAGE OF ASSAULTS THAT WERE DOMESTIC VIOLENCE RELATED

■ YTD 2023 ■ YTD 2024 ■ YTD 2025



SHOOTINGS & SHOTS FIRED

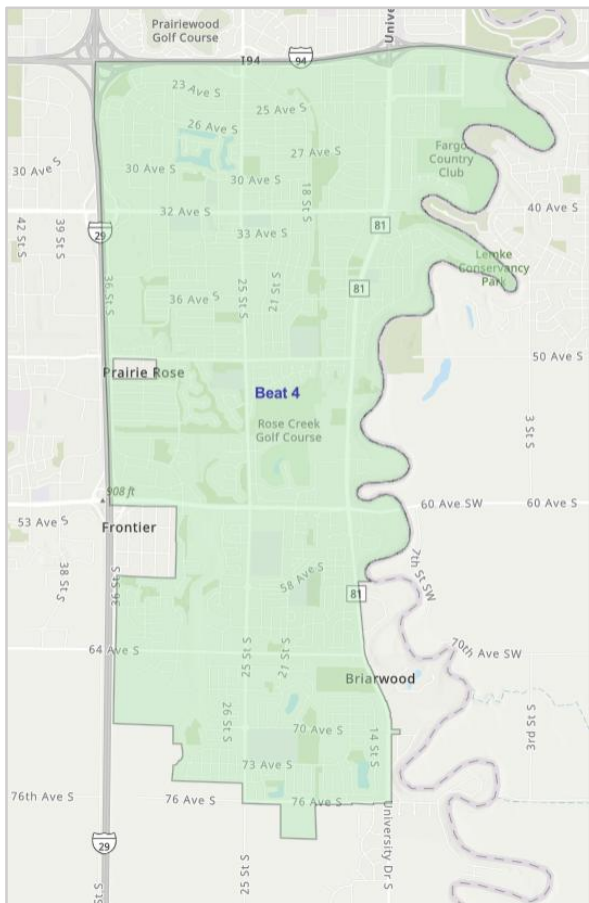
■ YTD 2023 ■ YTD 2024 ■ YTD 2025





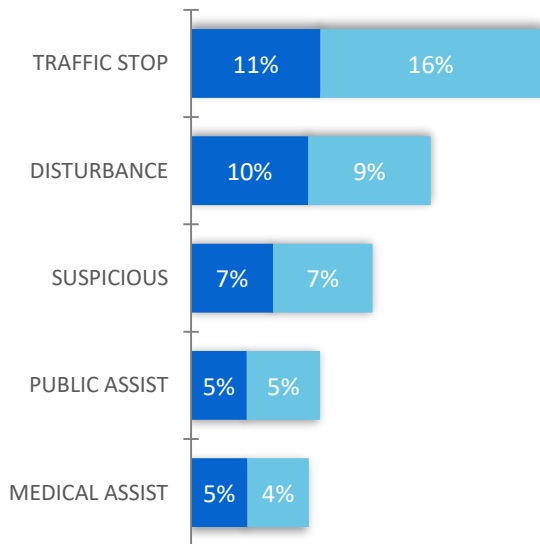
FARGO POLICE BEAT 4

* YTD = Jan-July of each year



TOP 5 CFS TYPES

■ YTD 2024 ■ YTD 2025



June 2025	July 2025	Change		YTD 2024	YTD 2025	YTD Change
1,435	1,444	↑0.6%	Number of Calls for Service (CFS)	8,071	9,456	↑17%
Group A Case Offenses:						
1	1	N/C	All Rape	16	10	↓ 38%
18	20	↑ 11%	All Other Larceny	146	121	↓ 17%
0	0	N/C	Animal Cruelty	3	1	↓ 67%
0	0	N/C	Arson	2	0	↓ 2
2	4	↑ 100%	Assault, Aggravated	46	23	↓ 50%
34	28	↓ 18%	Assault, Simple	199	218	↑ 10%
0	0	N/C	Assisting or Promoting Prostitution	0	0	N/C
0	0	N/C	Betting/Wagering	0	0	N/C
0	0	N/C	Bribery	0	0	N/C
26	20	↓ 23%	Burglary/Breaking & Entering	92	106	↑ 15%
6	3	↓ 50%	Counterfeiting/Forgery	15	26	↑ 73%
0	1	↑ 1	Credit Card/Automatic Teller Machine Fraud	8	4	↓ 50%
24	13	↓ 46%	Destruction/Damage/Vandalism	109	77	↓ 29%
12	10	↓ 17%	Drug Equipment Violation	40	74	↑ 85%
9	8	↓ 11%	Drug/Narcotic Violations	31	52	↑ 68%
0	0	N/C	Embezzlement	1	2	↑ 100%
0	1	↑ 1	Extortion/Blackmail	1	3	↑ 200%
1	0	↓ 1	Forcible Fondling	13	11	↓ 15%
0	0	N/C	Fraud - Welfare Fraud	0	0	N/C
8	4	↓ 50%	Fraud-False Pretenses/Swindle	16	25	↑ 56%
0	0	N/C	Gambling Equip. Violations	0	0	N/C
0	0	N/C	Hacking/Computer Invasion (Fraud)	0	0	N/C
0	0	N/C	Human Trafficking, Commercial Sex Acts	0	0	N/C
0	0	N/C	Human Trafficking, Involuntary Servitude	0	1	↑ 1
6	2	↓ 67%	Identity Theft (Fraud)	23	28	↑ 22%
0	2	↑ 2	Impersonation	2	4	↑ 100%
0	0	N/C	Incest	0	0	N/C
4	5	↑ 25%	Intimidation	52	38	↓ 27%
0	0	N/C	Kidnapping/Abduction	5	1	↓ 80%
9	2	↓ 78%	Motor Vehicle Theft	41	41	N/C
0	0	N/C	Murder/Non-Negligent Manslaughter	1	0	↓ 1
0	0	N/C	Negligent Manslaughter	0	0	N/C
0	0	N/C	Operating/Promoting/ Assisting Gambling	0	0	N/C
0	0	N/C	Pocket Picking	0	1	↑ 1
0	0	N/C	Pornography/Obscene Material	10	13	↑ 30%
0	0	N/C	Prostitution	0	0	N/C
0	0	N/C	Purchasing Prostitution	0	0	N/C
1	0	↓ 1	Purse Snatching	0	1	↑ 1
4	2	↓ 50%	Robbery	11	9	↓ 18%
21	15	↓ 29%	Shoplifting	55	105	↑ 91%
0	0	N/C	Sports Tampering	0	0	N/C
1	2	↑ 100%	Stalking	6	4	↓ 33%
0	0	N/C	Statutory Rape	1	1	N/C
8	4	↓ 50%	Stolen Property Offenses	22	20	↓ 9%
1	1	N/C	Theft from Building	5	8	↑ 60%
0	0	N/C	Theft from Coin Operated Machine or Device	0	0	N/C
19	9	↓ 53%	Theft from Motor Vehicle	62	59	↓ 5%
0	3	↑ 3	Theft of Motor Vehicle Parts or Accessories	3	5	↑ 67%
0	1	↑ 1	Weapon Law Violations	11	8	↓ 27%
1	0	↓ 1	Wire Fraud	1	1	N/C
216	161	↓ 25%	TOTAL	1,049	1,101	↑ 5%



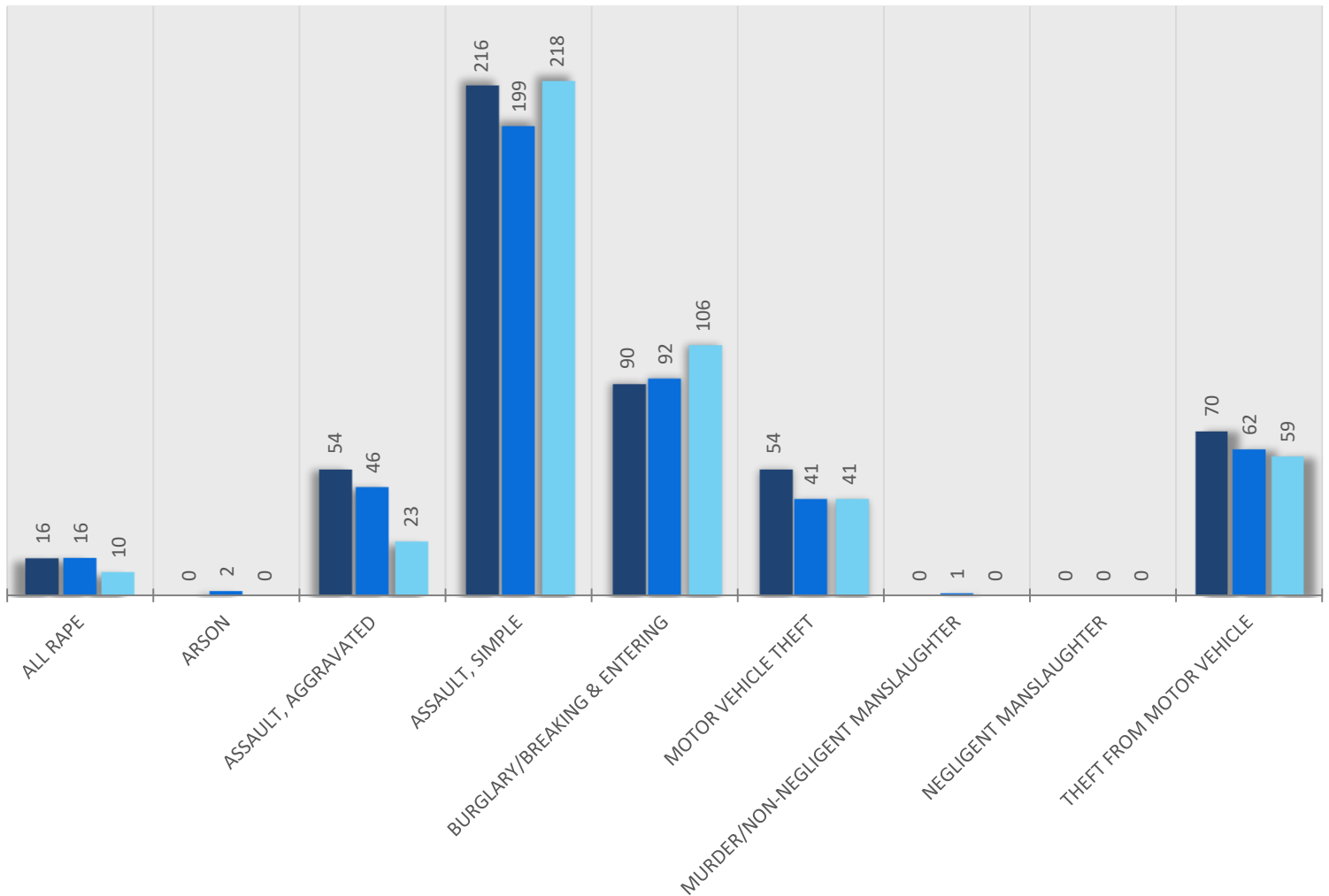
FARGO POLICE BEAT 4

* YTD = Jan-July of each year

SELECT GROUP A OFFENSES

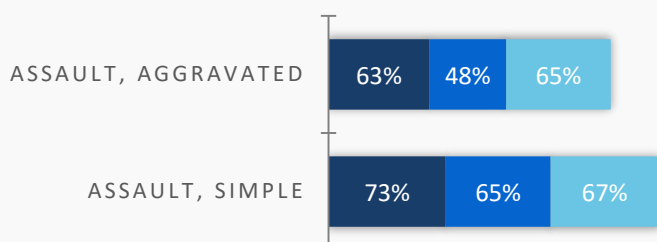
COUNT OF FARGO PD CASES PER OFFENSE CATEGORY

■ YTD 2023 ■ YTD 2024 ■ YTD 2025



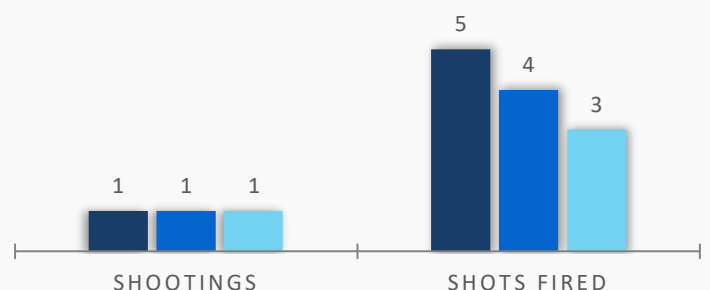
PERCENTAGE OF ASSAULTS THAT WERE DOMESTIC VIOLENCE RELATED

■ YTD 2023 ■ YTD 2024 ■ YTD 2025



SHOOTINGS & SHOTS FIRED

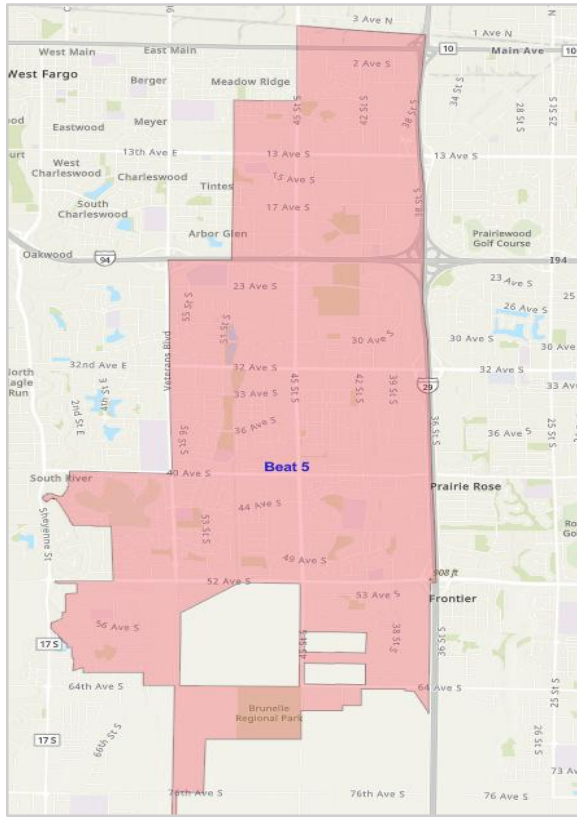
■ YTD 2023 ■ YTD 2024 ■ YTD 2025





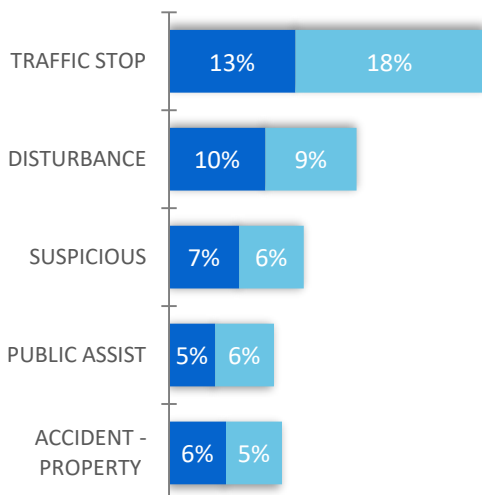
FARGO POLICE BEAT 5

* YTD = Jan-July of each year



TOP 5 CFS TYPES

■ YTD 2024 ■ YTD 2025



June 2025	July 2025	Change		YTD 2024	YTD 2025	YTD Change
2,165	2,271	↑5%	Number of Calls for Service (CFS)	13,658	14,406	↑5%
Group A Case Offenses:						
0	0	N/C	All Rape	19	10	↓ 47%
46	43	↓ 7%	All Other Larceny	275	236	↓ 14%
0	0	N/C	Animal Cruelty	1	1	N/C
0	0	N/C	Arson	2	2	N/C
11	8	↓ 27%	Assault, Aggravated	53	43	↓ 19%
45	56	↑ 24%	Assault, Simple	294	300	↑ 2%
0	0	N/C	Assisting or Promoting Prostitution	0	0	N/C
0	0	N/C	Betting/Wagering	0	0	N/C
0	0	N/C	Bribery	0	0	N/C
34	33	↓ 3%	Burglary/Breaking & Entering	194	133	↓ 31%
4	5	↑ 25%	Counterfeiting/Forgery	29	29	N/C
0	1	↑ 1	Credit Card/Automatic Teller Machine Fraud	6	5	↓ 17%
18	31	↑ 72%	Destruction/Damage/Vandalism	148	147	↓ 1%
10	15	↑ 50%	Drug Equipment Violation	108	76	↓ 30%
8	10	↑ 25%	Drug/Narcotic Violations	95	66	↓ 31%
0	0	N/C	Embezzlement	10	0	↓ 10
0	0	N/C	Extortion/Blackmail	1	4	↑ 300%
2	1	↓ 50%	Forcible Fondling	14	10	↓ 29%
0	0	N/C	Fraud - Welfare Fraud	0	0	N/C
6	4	↓ 33%	Fraud-False Pretenses/Swindle	36	44	↑ 22%
0	0	N/C	Gambling Equip. Violations	0	0	N/C
0	0	N/C	Hacking/Computer Invasion (Fraud)	0	0	N/C
0	0	N/C	Human Trafficking, Commercial Sex Acts	0	0	N/C
0	0	N/C	Human Trafficking, Involuntary Servitude	0	0	N/C
7	6	↓ 14%	Identity Theft (Fraud)	52	51	↓ 2%
1	0	↓ 1	Impersonation	4	2	↓ 50%
0	0	N/C	Incest	0	0	N/C
6	11	↑ 83%	Intimidation	96	60	↓ 38%
0	1	↑ 1	Kidnapping/Abduction	4	3	↓ 25%
9	12	↑ 33%	Motor Vehicle Theft	45	59	↑ 31%
0	0	N/C	Murder/Non-Negligent Manslaughter	1	0	↓ 1
0	0	N/C	Negligent Manslaughter	0	0	N/C
0	0	N/C	Operating/Promoting/ Assisting Gambling	0	0	N/C
0	0	N/C	Pocket Picking	1	0	↓ 1
0	1	↑ 1	Pornography/Obscene Material	14	9	↓ 36%
0	0	N/C	Prostitution	0	0	N/C
0	1	↑ 1	Purchasing Prostitution	0	1	↑ 1
0	0	N/C	Purse Snatching	3	3	N/C
1	3	↑ 200%	Robbery	17	12	↓ 29%
87	82	↓ 6%	Shoplifting	410	441	↑ 8%
0	0	N/C	Sports Tampering	0	0	N/C
1	2	↑ 100%	Stalking	14	12	↓ 14%
0	0	N/C	Statutory Rape	3	2	↓ 33%
5	2	↓ 60%	Stolen Property Offenses	28	22	↓ 21%
3	2	↓ 33%	Theft from Building	15	14	↓ 7%
0	0	N/C	Theft from Coin Operated Machine or Device	0	0	N/C
10	20	↑ 100%	Theft from Motor Vehicle	136	82	↓ 40%
1	0	↓ 1	Theft of Motor Vehicle Parts or Accessories	11	3	↓ 73%
2	4	↑ 100%	Weapon Law Violations	12	10	↓ 17%
0	0	N/C	Wire Fraud	4	3	↓ 25%
317	354	↑ 12%	TOTAL	2,155	1,895	↓ 12%



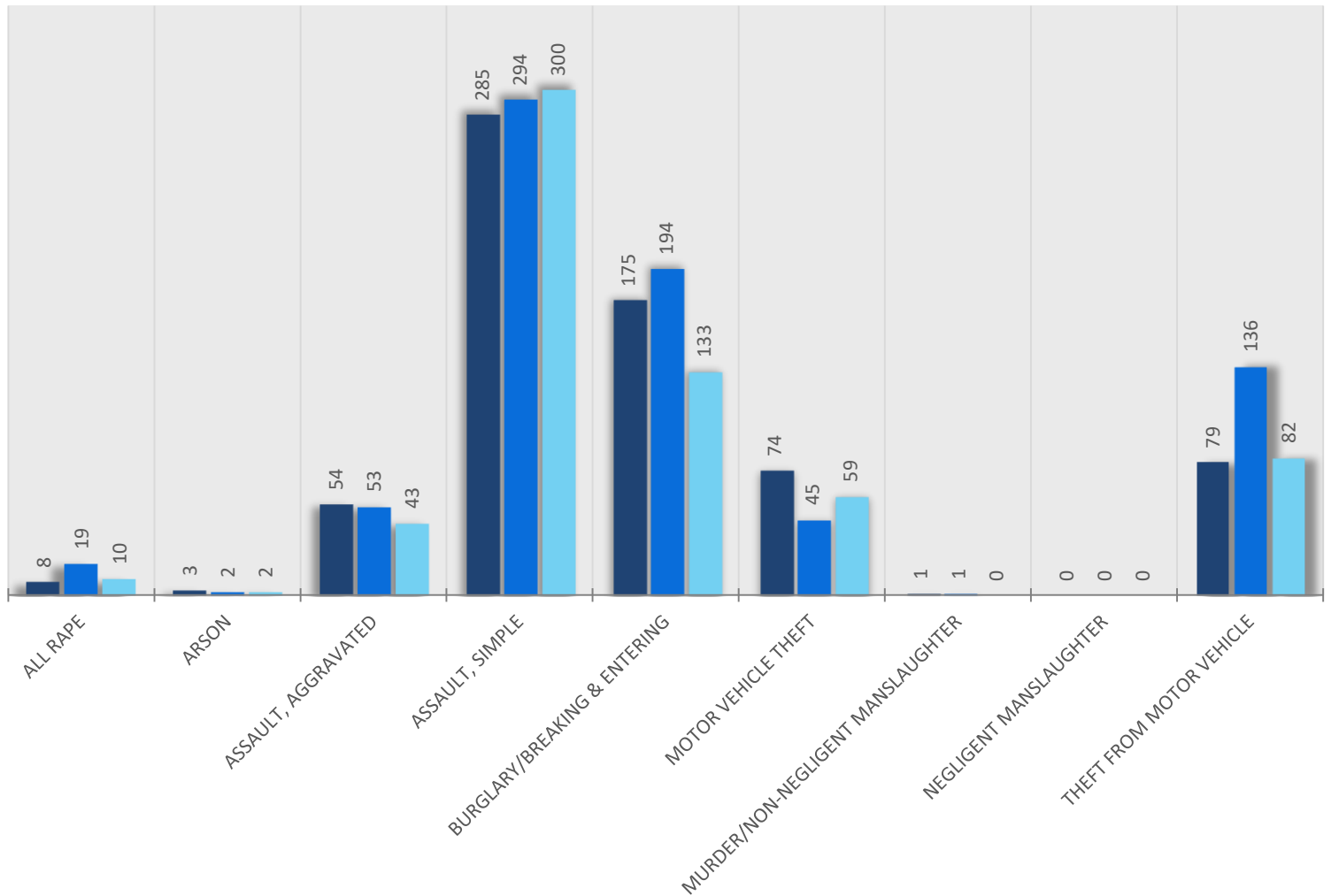
FARGO POLICE BEAT 5

* YTD = Jan-July of each year

SELECT GROUP A OFFENSES

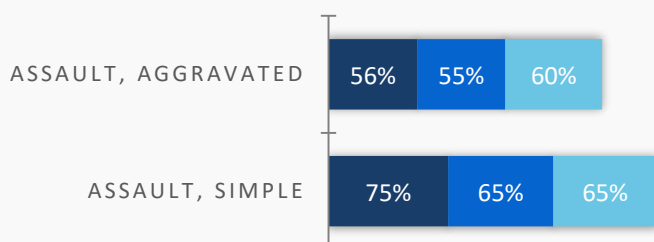
COUNT OF FARGO PD CASES PER OFFENSE CATEGORY

■ YTD 2023 ■ YTD 2024 ■ YTD 2025



PERCENTAGE OF ASSAULTS THAT WERE DOMESTIC VIOLENCE RELATED

■ YTD 2023 ■ YTD 2024 ■ YTD 2025



SHOOTINGS & SHOTS FIRED

■ YTD 2023 ■ YTD 2024 ■ YTD 2025

