

Server Training



Public Health
Prevent. Promote. Protect.
Fargo Cass Public Health

GENERAL DISCLAIMER

While every effort is made by Fargo Cass Public Health (FCPH) and local law enforcement to ensure that current and accurate information is disseminated through this training session, we make no representation about the content and suitability of this information for any purpose.

The training and associated materials are intended to assist the licensees and are provided "as is" without express or implied warranty, including warranties of merchantability and fitness. In no event shall FCPH and local law enforcement be liable for any damages whatsoever arising in connection with the server training information. FCPH and law enforcement are not rendering any legal advice by offering this training, and licensees are expected to know the law and keep apprised of changes affecting their businesses. Attendance at this training is not a defense to server liability provided for by law.



Reminders

- Turn off cell phones-no texting during class
- Please be sure you signed in – name spelled correctly
- Training is current for three years
- Certificate cards will be issued to you at the end of class – show to your manager/owner



Fargo Cass Public Health

•Programs include:

- Family Planning
- Immunizations
- WIC
- Tobacco prevention and control
- Server Training
- Compliance Checks
- Victim Impact Panel
- Young Individuals Establishing Logical Driving Decisions (YIELDDD)



Why are we here?

- Required by City Ordinance in Fargo, Moorhead, West Fargo and Glyndon
- Assist alcohol servers with:
 - understanding/complying with the law
 - detecting and deterring underage purchase or consumption of alcohol
 - detection of and intervention with intoxicated persons
- To heighten awareness of the use of fake or false IDs
- To teach the proper procedure when dealing with an underage person attempting to purchase



Introductions



Public Health
Prevent. Promote. Protect.
Fargo Cass Public Health

Responsible Beverage Service Video

<https://www.youtube.com/watch?v=gOCW3ndlvzA>

Impact of Alcohol



Minnesota

In 2013, underage drinking cost the citizens of Minnesota \$628.6 million.

Source: PIRE

In Clay County in 2015:

- There were 418 DWI arrests.
- Alcohol-related traffic crashes killed 1, injured 19 and cost \$4 million.

Source: MN DPS, Office of Traffic Safety



North Dakota

In 2013, underage drinking cost the citizens of North Dakota \$159.8 million.

Source: PIRE

In Cass County in 2017:

- There were 673 DUI arrests.
.169 BAC was the average BAC among DUI Offenders
- Alcohol-related traffic crashes killed 1, injured 63 and cost \$7 million.

Source: ND DOT, National Safety Council



Costs of Underage Drinking in ND

\$0.2 billion in medical care, work loss, pain and suffering each year

\$2,327 for each youth in the state

Underage drinkers consume 8.5% of alcohol sold in ND, totaling more than \$37 million in sales

Problem	Costs in millions
Youth Violence	\$83.8
Youth Traffic Crashes	\$40.3
High-risk Sex, ages 14-20	\$10.6
Youth Property Crime	\$0.4
Youth Injury	\$7.0
Poisonings and Psychoses	\$1.9
Fetal Alcohol Syndrome, mothers age 15-20	\$3.6
Youth Alcohol Treatment	\$4.6
Total	\$159.8

Source: PIRE, 2013



Costs of Underage Drinking in MN

More than \$0.6 billion in medical care, work loss, pain and suffering each year

\$1,224 for each youth in the state

Underage drinkers consume 5.2% of alcohol sold in MN, totaling more than \$142 million in sales

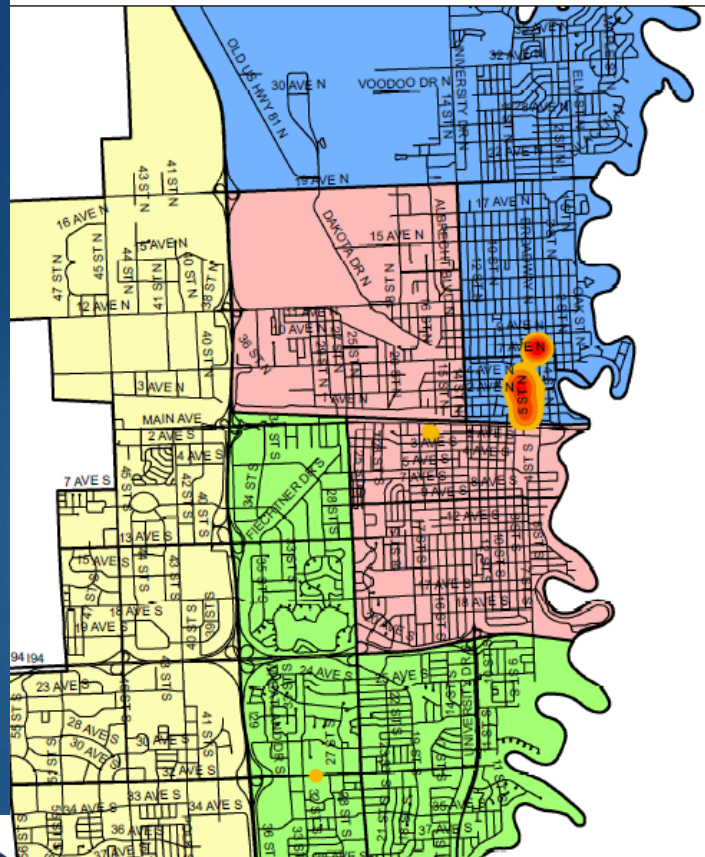
Problem	Costs in millions
Youth Violence	\$309.2
Youth Traffic Crashes	\$126.7
High-risk Sex, ages 14-20	\$17.0
Youth Property Crime	\$2.1
Youth Injury	\$45.1
Poisonings and Psychoses	\$7.4
Fetal Alcohol Syndrome, mothers age 15-20	\$10.4
Youth Alcohol Treatment	\$65.9
Total	\$628.6

Source: PIRE, 2013

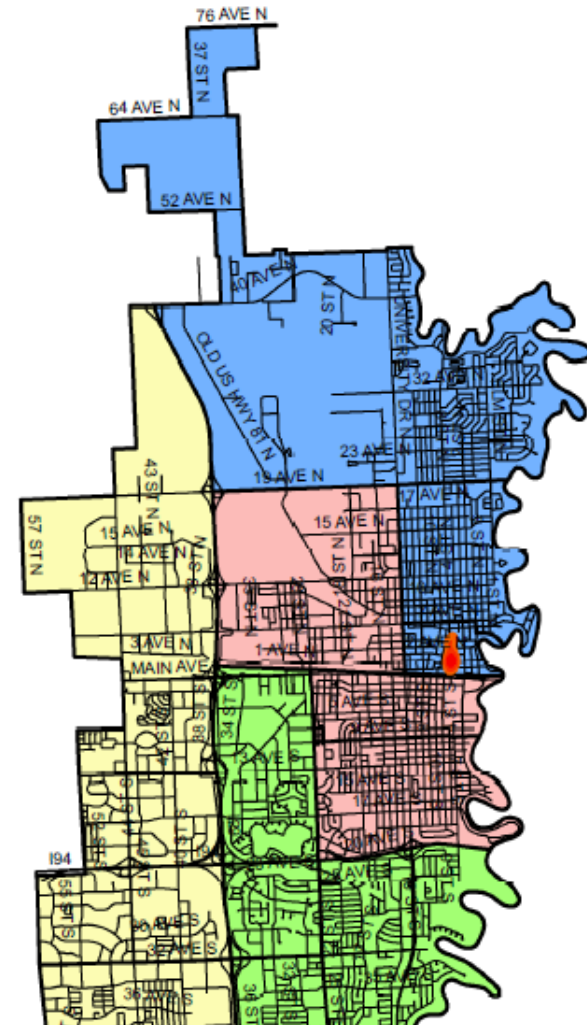


Alcohol Incidents in Fargo September 2012-September 2013

Alcohol Incident Hotspots
September 18, 2012 to September 18, 2013



Fargo Liquor Establishment Concentration



Know the Laws and Your Responsibilities



Criminal Law

Criminal law is the body of rules and statutes defining offenses against the community at large.

It regulates how suspects are investigated, charged and tried, and provides punishments for those convicted.



ND Serving Laws


Age 18

Sell & Serve

- *Must be under the direct supervision of someone 21 or older*
- *In a restaurant; separate from bar area*
- *Cannot mix, dispense or consume*

Age 21

- Pour*
- Mix*
- Dispense*



MN Serving Laws

Age 18

-Pour

-Sell

-Serve



Public Health
Prevent. Promote. Protect.
Fargo Cass Public Health



ND Alcohol On-sale/Off-Sale Restrictions

Establishments can NOT serve/sell alcohol on...

Monday – Saturday
2 a.m. – 8 a.m.

Sunday
2 a.m. – 11 a.m.* *Note: off-sale cannot sell until noon

Daylight Savings time- at 2 am it is instantly 1 am – may stay open the extra hour

Christmas Eve
after 6 p.m.

Christmas Day

No Off-Sale Liquor Thanksgiving Day (after 2 a.m.)



A person that violates this is guilty of a Class A Misdemeanor- up to 1 year in prison and/or a \$3,000 fine. (NDCC 5-02-05)

MN Alcohol Sale Restrictions

Establishments can NOT serve/sell alcohol on...

On-sale

Monday – Saturday
2 a.m. - 8 a.m.

Sunday*
2 a.m. - 11:59 p.m.
*unless Sunday license
obtained

Off-sale

Sunday- before 11 am or
after 6pm

Monday- Saturday
10 p.m.- 8 a.m.

Thanksgiving Day

Christmas Eve
8 p.m. - 11:59 p.m.

Christmas Day



A person that violates this is guilty of a Misdemeanor- 90 days in jail and/or a \$1,000 fine. (MSA 340A.504)

Sale or Delivery to Minors

Criminal Penalties for the Server:

North Dakota (NDCC 5-02-06, 5-01-09)

-Class A Misdemeanor: 1 year in jail and/or a \$3,000 fine

Minnesota (MSA 340A.501)

-Gross Misdemeanor: up to 1 year in jail and/or a \$3,000 fine



Presumption of Innocence

Presumption of licensee's innocence when certain facts established

A person who sells an alcoholic beverage to a person under the age of 21 has a defense to the charge of selling to a minor if **all** of the following are proven:

1. The purchaser produced an acceptable form of identification that indicates they are 21 or older; and
2. An average person would agree the person looked 21 or older; and
3. The sale was made in good faith, relying on the ID and appearance, in belief that the person was 21 or older.



Source: NDCC 5-01-08-2



ID Confiscation

North Dakota & Minnesota



- A licensed retailer or municipal liquor store may seize a form of identification if:
 - There's reasonable grounds to believe that it has been altered, falsified, or is being used to violate any law
 - If seized, must give to your law enforcement agency within 24 hours



Sources: MSA 340A.503 Sub 6-C;
NDCC 5-01-08.3 Sub 2-3

What happens to minors when they get caught?

North Dakota and Minnesota CRIMINAL LAW



Violations:



- * Purchase, consumption, possession
- * Misrepresentation of age
- * Minor in establishment

Penalties:

North Dakota (NDCC 5-01-08)

Class B Misdemeanor: up to 30 days in jail and/or \$1,500 fine and alcohol and drug education

Minnesota

Misdemeanor: up to 90 days in jail and/or \$1,000 fine



Entering a Licensed Premises

North Dakota

An individual under 21 years of age may not enter any licensed premises where alcoholic beverages are being sold or displayed.

Except:

- ▶ A restaurant if accompanied by a parent or legal guardian;
- ▶ For training, education, or research purposes under the supervision of an individual 21 or older

Class B Misdemeanor: up to 30 days in jail and/or \$1,500 and alcohol and drug education

(NDCC 5-01-08)



Public Health
Prevent. Promote. Protect.
Fargo Cass Public Health



Minnesota

It is unlawful for a person under the age of 21 to enter an establishment licensed for the sale of alcoholic beverages or any municipal liquor store for the purpose of purchasing or having served or delivered any alcohol beverage.

Misdemeanor: a minimum fine of \$100 and up to 90 days in jail and/or \$1,000 fine

(MSA 340A.503)



Public Health
Prevent. Promote. Protect.
Fargo Cass Public Health




**Criminal Laws pertaining to
the server in regards to:**

**sale or delivery of
alcohol to an obviously
intoxicated person
(over serving)**



ND & MN Serving Intoxicated Persons



No person may knowingly deliver alcoholic beverages to an obviously intoxicated person.

Class A misdemeanor: up to 1 year in jail and/or a \$3,000 fine.

(NDCC 5-01-09)



Sales to obviously intoxicated persons...

No person may:

- Sell
- Give
- Furnish or in ANY WAY procure for another alcoholic beverages for the use of an obviously intoxicated person.

Gross misdemeanor: up to 1 year in jail and/or \$3,000 fine

(MSA 340A.502)



Impact of Over Serving

UXT
by **United**
TRAILERS

9 Beers
3 Tequilas
+ 3 Hours

5 Deaths


*Aaron
Allison
Brielle
&
Baby Deutscher*

On July 6, 2012, the Deutscher family packed their vehicle for a trip to a family reunion in Bismarck. It was a warm summer evening and the roads were perfectly clear. Allison and Aaron were a young couple who had just begun their family a year earlier with the birth of their blue-eyed daughter Brielle. Allison was now 3½ months pregnant with their second child. This trip was a chance for them to share their excitement with family, who eagerly awaited them at their destination.

But Aaron, Allison and Brielle would never arrive at their destination. In a matter of seconds, the young Deutscher family was gone...

Killed by a drunk driver.

deadlycrash.org



Civil Law



A body of law that determines private rights and liabilities.

Involves private disputes between persons or organizations and seeks to recover money damages or allow/disallow certain acts, rather than imprison or punish.



Dram Shop Law

Civil Law



- ▶ Every spouse, child, parent, guardian, employer, or other person who is injured by any obviously intoxicated person has a claim for relief for fault against any person who knowingly disposes, sells, or gives alcoholic beverages to:
 - ▶ **A person under twenty-one years of age**
 - ▶ **An incompetent, or**
 - ▶ **An obviously intoxicated person**
- ▶ And if death ensues, the survivors of the deceased are entitled to damages.

(NDCC 05-01-06.1)



What is an Incompetent?

- ▶ A person who cannot manage their affairs due to mental deficiency (lack of IQ, deterioration, illness or psychosis).
- ▶ Someone that seems to have no clue what is going on and does not understand what ordering an alcoholic drink means.
- ▶ Common sense should be the basis for determining if someone is “incompetent”.



Dram Shop Law- Civil Law

Right of Action.



- ▶ A spouse, child, parent, guardian, employer, or other persons injured in person, property, or means of support, or who incurs other pecuniary loss by an intoxicated person or by the intoxication of another person, has a right of action in the person's own name for all damages sustained against a person who caused the intoxication of that person by illegally selling alcoholic beverages. All damages recovered by a minor under this section must be paid either to the minor or to the minor's parent/guardian/next friend as the court directs. (MSA 340A.801)



MN Dram Shop Case

DULUTH, MN September 8, 2010

An honors student and standout athlete suffered serious brain, kidney and spleen injuries when hit by a drunken driver.



The victim and his father are suing the intoxicated driver and 2 bar owners that served the driver.

The driver was sentenced to 9 months in jail after pleading guilty to driving drunk.

The *Duluth News Tribune* says the victim and his family are seeking more than \$50,000 in damages.



MN Dram Shop Case

A back-up goalie for the UMD hockey team was driving home after a game when a drunk driver hit him. He suffered a permanent back injury that ended his hockey career.



The drunk driver's BAC was .11. He had been drinking at a Duluth bar for 7 hours and toxicology reports estimated he had 12 to 14 beers.

The bar denied responsibility, claiming the defendant was not drunk when he left. It was proven in court that under state dram shop laws, both the drunk driver and the bar were responsible. The jury awarded \$346,000.



MN Dram Shop Case

For \$5, patrons at a Forest Lake, Minnesota nightclub received unlimited drinks from 8-10 p.m.

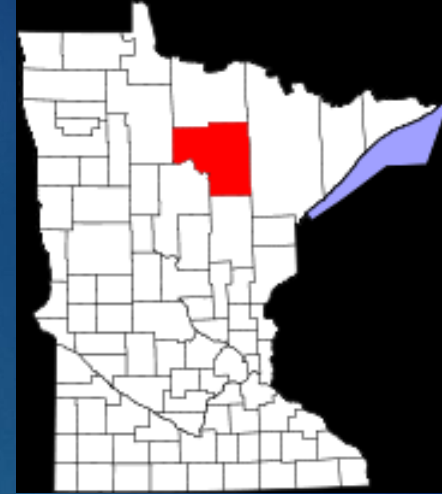
After consuming four mixed drinks, a shot, and a beer in 2 hours, a patron drove home. He blacked out, crossed the centerline, and hit another car head on.

The victim suffered serious internal injuries and spent 11 days on a ventilator in a chemically induced coma.

Claims against the bar were settled before trial; the victim received \$205,000.



MN Dram Shop Case



Itasca County

A snowmobiler was struck and killed by another snowmobiler.

The driver had been drinking at a bar and was .204 BAC.

A lawsuit against the bar resulted in a \$215,000 settlement for the deceased man's family.



MN Dram Shop Case

- ▶ A 32-year-old woman was hit by a 20-year-old pick-up driver with a BAC of .14.
- ▶ A bar had served the minor before, during and after a softball game.
- ▶ The victim sustained head injuries, pelvis and ribs fractures, and a collapsed lung.
- ▶ Her case against the bar settled for \$160,000.



MN Dram Shop Case

DULUTH, Minn. (2010)

The family of a 22-year-old man sued a bar, alleging alcohol sales contributed to his death of exposure.



The man left the bar at 2 a.m.; his body was found at 9 a.m. after spending the night in -17° .

An autopsy revealed "exposure, with acute alcohol intoxication" and time of death at 4 a.m.

The family is seeking more than \$50,000 in damages.



Source: *Duluth News Tribune*, April 20, 2010

Administrative Law

Administrative penalties are:

- Infractions against the liquor establishment
- In addition to criminal penalties
- Assessed against the licensee
- Adjudicated by local government/licensing authorities (e.g. City Auditor)



Administrative Laws

City of Fargo, Moorhead, and West Fargo

Penalties for the **establishment**
for **Sale** or **delivery** of alcohol to
persons under 21 (**serving minors**)



Enforcement: Compliance Checks

Administrative Penalties for Violation (Establishment):



1. **\$500 Administrative Penalty** (*waived if server & management have attended Server Training - mandatory Server Training within 30 days for all management & staff that have not been trained*)
2. **\$750 Administrative Penalty**
3. **\$1,000 Administrative Penalty & 1-2 day license suspension**
4. **3-5 day license suspension**



Offenses occurring within a one year period (365 days)



Administrative Penalties for Violation (Establishment):

1. Written Warning
2. **\$500** Administrative Penalty & 1 day license suspension
3. **\$1,000** Administrative Penalty & 3 day license suspension

Offenses occurring within 24 months of any first violation

*Compliance check minors shall not be banned from entering any license holder's premises. Penalty for violation is at least a **14 day license suspension.**





Administrative Penalties for Violation (Establishment):

No Server Training	Server Training
1. Warning	1. Warning
2. 3 day license suspension	2. \$250 Administrative Penalty
3. 10 day license suspension	3. \$500 Administrative Penalty
4. 30 day license suspension	4. 3 day license suspension



Offenses occurring within 12 months of any first violation

Administrative Laws

City of Fargo & Moorhead

Penalties for the **establishment**
For **sale or delivery** of alcohol to
an obviously intoxicated person
(**over serving**)





Ordinance no. 4332:

No licensee, principal, agent or employee of any licensee shall sell, serve, or furnish alcoholic beverages to or allow possession and consumption of alcoholic beverages on the licensed premises by any person who is or has become intoxicated and/or incapacitated by the consumption of alcoholic beverages.

Penalties for Violation:

Penalties for the Establishment:

1. Warning & Server Training refresher
2. **\$1,000** & 1-3 day license suspension
3. **\$2,000** & 3-6 day license suspension
4. **\$2,000** & 4-8 day license suspension
5. **\$2,000** & 10-20 day license suspension

Offenses occurring within a one year period (365 days)





Type of Violation (Ordinance no. 2004-29):

Sell, serve, or furnish alcoholic beverages to an obviously intoxicated person.

Penalties for the Establishment:

1. **\$250** administrative penalty
2. **\$500** & 1 day license suspension (within 24 months of first violation)
3. **\$1,000** & 3 day license suspension (within 24 months of first violation)



Responsibility is on the SERVER to....

- Make sure the person is **ACTUALLY** twenty-one (ID checks)

-Compliance Checks

- Make sure the person is competent

- Make sure the person is not intoxicated

-Over serving laws/ Walk-throughs



Detection of Minors



Look for characteristics common among minors...

- Lack of maturity
- Fads/fashions popular with minors
- Nervousness
- Moves from section to section
- Claims they are a 'regular' or a friend
- Won't make eye contact
- Oldest appearing group member purchases



Enforcement: Compliance Checks

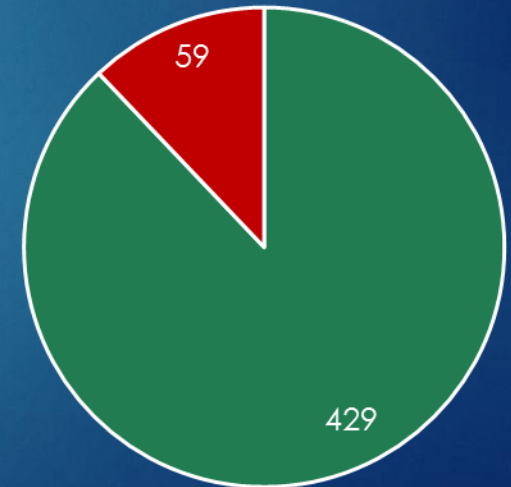
- Checks were established to prevent youth access to alcohol and deter underage drinking
- ND & MN State law allows a person under 21 to enter bars/liquor stores as part of a supervised compliance check
- Businesses are checked approximately 4 times per year or more if a failure occurs
- Minors are not disguised to look older, their appearance is not altered
- Minors present their valid ID's if asked
- Bartender/server is penalized for serving even if a bouncer or door staff didn't card



Compliance Check Statistics

From January 2015 to December 2017

- 487 compliance checks were performed in Fargo, West Fargo, and Cass County
- 59 establishments failed
- 88% of establishments passed



Keep in Mind...

From 2015 - 2017

- 65% of servers that failed a compliance check ASKED for ID
- It is essential to do the math correctly and know the features of minor driver licenses



Keep in Mind...

- ▶ It is a FAIL if you serve alcohol to a minor, then ask for the ID
- ▶ Check IDs BEFORE you serve the alcohol



Off-sale compliance checks

It is a FAIL when a transaction has occurred.

A transaction includes:

- ▶ a purchaser handing payment to a clerk

-AND-

- ▶ a clerk finalizing the sale by one of the following actions

- ▶ packaging the alcohol;

- ▶ providing change;

- ▶ providing a receipt; and/or

- ▶ taking a signed credit card slip




Other Consequences for Serving a Minor...

- ▶ If you fail a compliance check your employer may terminate you
- ▶ Colleges and universities may suspend and/or expel convicted server
- ▶ Gaining employment may be difficult with a criminal conviction your record
 - ▶ 64% of employers of NDSU graduates conduct background checks

Source: 2014 Survey of NDSU Employers, NDSU President's Council on Alcohol and Other Drugs



ID Checking Procedures




Approach...

- Check **ANYONE** who appears 30 or younger
- Be courteous, respectful and patient
- “I will need to see valid ID before I can serve/sell to you”
- Look for clues: nervousness, doubt, or not making eye contact



Acceptable Identification

- Driver Licenses from the 50 states
-with security features that can be confirmed
- Valid State ID with security features



Unacceptable Identification

- College ID Cards
- Expired ID or clipped/voided ID cards



Golden Rule:

**Do Not Accept an ID
that you are
uncomfortable with!**



Inspect the ID

- Look at the person presenting the ID before looking at the ID
- Have them take the ID out of the wallet and handle it yourself
- Take the ID to a well-lit area
- Look for pin holes on the surface
- Look for erasure marks or altered number
ESPECIALLY AROUND THE DATE OF BIRTH



Inspect the ID

- Look for security features
 - *holograms, state seal, numbers*
- Check size, color, font, thickness and corners
- Check Date of Birth
 - *must be before this date in 1997*
- In MN & ND a person is not 21 years old until 8 a.m. on their 21st Birthday
- Check Expiration Date!
- Look for the word 'Duplicate' on the ID



Inspect the ID

'Feel Test' the ID:



- Check the firmness/flexibility of the card
- Feel for loose/bubbled lamination or glue lines by the picture and DOB
- Feel the front & back for bumps, ridges & irregularities
- Try to split the edge of the ID based on the type of ID presented



RESTRICTIONS AND ENDORSEMENTS

- A. CORRECTIVE EYE WEAR
- B. UNDER 21 YEARS OF AGE
- C. NO SOCIAL SECURITY CARD
- D. OTHER FORM OF ID REQUIRED
- E. NOT A VALID ID CARD**
- F. NOT A LEGAL DOCUMENT**

I do fully understand without reservation or restrictions that this card is sold solely as a novelty identification only and "NOT A GOVERNMENT DOCUMENT" of any kind. And I do hereby agree that

this is "NOT A DRIVERS LICENSE" nor is it any type of sub agency thereof

"FEDERAL OR STATE" inclusive as well as but not limited to the department of public safety.

I further affirm that at this time of purchase as evidence by my signature and picture on the front of this document, that the above stated facts were explained to me. It is therefore understood that the

sole purpose of this card is for novelty identification only. The "purchaser/bearer" whose

name and photograph appear hereon certifies that all the information on this card was furnished by the

"purchaser/bearer" and is true and correct and further agrees to accept total responsibility

for any and all consequences arising from the fraudulent use of this card. I, the undersigned

purchaser/bearer hereby state that I have read and fully understand the proceeding

Statements and accept this agreement in its entirety.



Check the back of the ID for words, symbols, or a statement that it is a novelty item.



Make sure the ID matches the person!

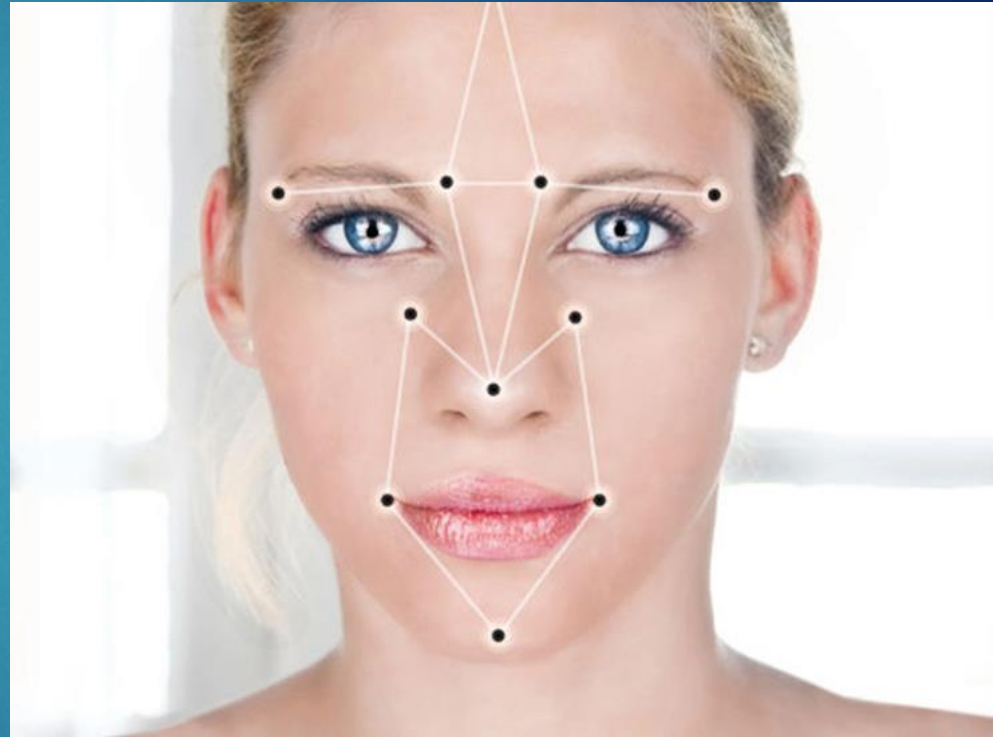
And look to make sure the photo has NOT been replaced



Check Physical Features




- ▶ Features that don't easily change
 - ▶ Ears
 - ▶ Nose (width and length)
 - ▶ Space between eyes
 - ▶ Chin
 - ▶ Mouth and lips
 - ▶ Arch of eyebrows



Recognizing Facial Features

- Never look at the face as a whole
- Divide it into sections and compare each section
- It doesn't matter what order you choose
- Find a way that you feel comfortable with and stick with it
- Be systematic



Facial Features



PASSPORT PHOTO



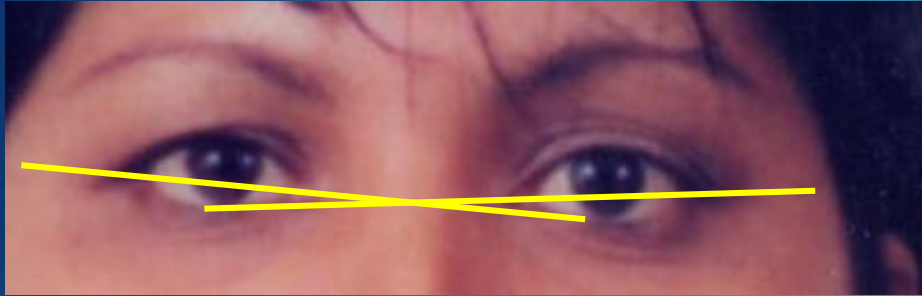
SUBJECT PHOTO

The ears of the passport holder are much more pronounced

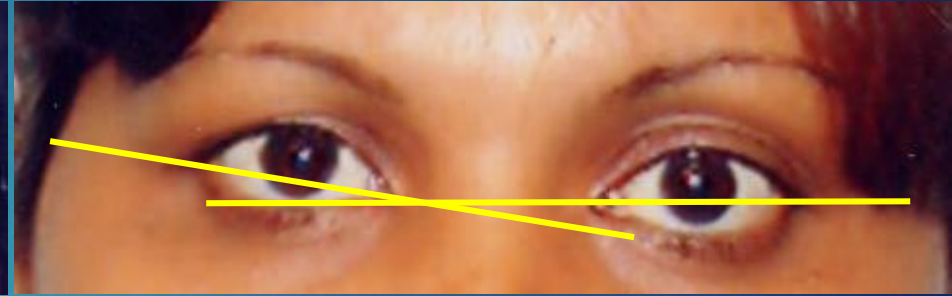


Facial Features

EYE ALIGNMENT



PASSPORT PHOTO



SUBJECT PHOTO

First join the corners of the passport left eye and extend the line.

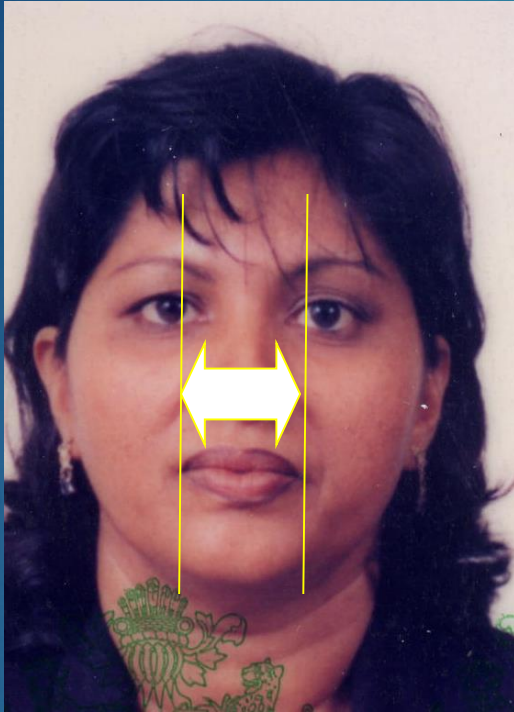
The same with the subject's left eye.

Repeat with the right eye.

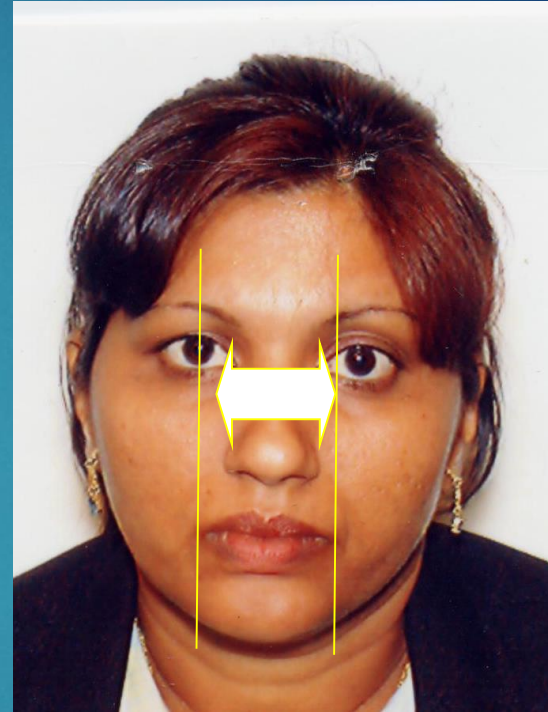


Facial Features

MOUTH



PASSPORT PHOTO



SUBJECT PHOTO

By using the same size arrow, it becomes obvious that the subject's mouth is slightly wider.



Facial Features

NOSE



PASSPORT PHOTO



SUBJECT PHOTO

The “laugh lines” are different.



Facial Features



PASSPORT PHOTO



SUBJECT PHOTO



The person was an imposter on a photo substituted passport.



Using Your Brother's ID




Using Your Friend's ID




Look at permanent features:

- Eye Color
- Height
- Weight
- Nose
- Ears



When in doubt...



- **Quiz the person:**
 - Zip code? Year they graduated? Middle name?
- **Ask them to write their signature on a piece of paper**
- **Ask for more Identification**
- **Use the ID checking guide**



Still Doubtful???

DO NOT
MAKE
THE
SALE!!!



Public Health
Prevent. Promote. Protect.
Fargo Cass Public Health

Practical Application

On April 10, 2010, security at an area establishment was presented with a fake Wisconsin ID.

- ▶ It felt thick and appeared glossy;
Security asked if it was a new ID, suspect stated “no”.
- ▶ ID was a commercial driver license;
Security asked if she drove semi, suspect responded “no”.
- ▶ Security compared ID to checking guide;
State seal wasn't present, holograms were incorrect, and
DOB information displayed varying font sizes.



Recent Fake IDs in the FM Area

A server was presented a Minnesota ID and made these observations:

- ▶ ID was thin, laminated and separating at the bottom edge
- ▶ State seal image appeared less defined and darker
- ▶ Security features were not present
- ▶ Photo was added, not an integrated digital image

It was determined that the ID was a photocopy of a valid driver's license with a different picture added .

A security guard was presented a Montana ID:

- ▶ He noticed the hologram appeared larger.
- ▶ He confirmed that it was fake by checking the ID guide.



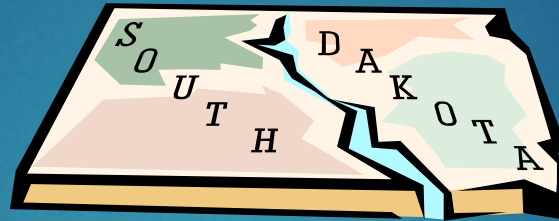
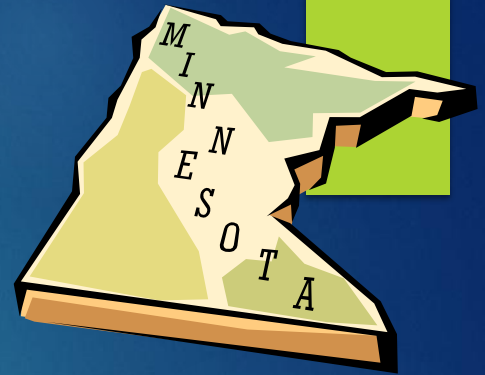

Fake IDs confiscated at the Red River Valley Fair - July 2012



If fraud is suspected...

- Take suspect's ID when going to call police
- Call police and identify that someone has tried to use a fake ID
- DO NOT attempt to detain the person if they leave
- If suspect leaves, record license plate number, make and description of the vehicle and the suspect





North Dakota, Minnesota, South Dakota and Manitoba Driver Licenses



Under 21 Driver License

Under 21 is in a vertical format

The bison is facing right

The North Dakota state seal overlaps the cardholder's picture

The red bar to the right of the picture states "Turns 21 on ..."

A ghost image of the cardholder in the lower right hand corner



Over 21 Driver License



Over 21 is printed in a horizontal format


The bison featured on the landscape is facing left

The North Dakota state seal overlaps the cardholder's picture

Ghost image of the cardholder in the lower right corner



ND ID Cards



North Dakota Driver License/ID Card

- Began issuing spring/summer of 2014 & phased in over next 6 years
- Guilloche Security design-
 - preprinted background design using lines and colors which is difficult to reproduce
 - North Dakota landscape
- Laser perforated “ND” visible when held up to light
- Ghost portrait
- Overlapping data
- DOB repeated on back of card
- 2D barcode on back w/info from front
- “North Dakota Peace Garden State” and State Bird image changes color as license is tilted
- Gold ink glows green under UV light
- Vertical if under 21; date of 21st birthday printed vertically in red next to photo



MN Driver's License

- Fine lines in the picture reveals tampering
- Picture is on the LEFT on ALL licenses
- State Seal appears under an UV light



MN Driver's License: Under 21

RED Border around the picture

"UNDER 21" above picture



Invalidating Driver's Licenses in Minnesota

- ▶ Effective July 6, 2015, driver's licenses/ID cards invalidated by perforating "VOID" on the left side of the card.
- ▶ Driver's licenses and ID cards are invalidated under the same circumstances:
 - Application to renew a MN license or identification card
 - Application for a duplicate MN license
 - Application for a MN license when the transferring from another U.S. state

Invalid Driver's Licenses



New Method



Old Method



MN Driver's License: Over 21



MN *Enhanced* Driver's License:



Enhanced Driver's License



Enhanced Under 21 Driver's License

MN Enhanced Driver License (EDL) or Identification Card (EID)- An alternative travel document for entering the U.S from Canada, Mexico or the Caribbean



Minnesota License Tricks

Figure out if a MN DL is real or fake based on the number

Use the following DL number as an example: B152011740708

If you add the first three numbers together, it will total the last two numbers: $1+5+2=08$

If you flip the 3rd and 4th number around, it will give you the numeric position of the front letter on the license in the alphabet: flip the 2 and 0 around and you get 02 which "B" is the second letter of the alphabet.



South Dakota Driver License/ID Card Features



Over 21 license



Over 21 ID card

Under 21 ID card

21st
birthdate

- Guilloche Security Design-Mount Rushmore is in the background
- Ghost portrait in lower right corner
- Ghost image viewable under black light located above ghost portrait
- DL/ID number is red
- 1D barcode on back contains material management inventory number
- 2D barcode on back contains information from front
- Vertical if under 21
- Date of 21st birthday in red next to picture
- 18th and 21st birthday are printed on back if under 21




Features of New License and ID

Adult Driver License

Minor Driver License and ID Card




Back of License



NOTE: Common back applies to all Driver Licenses and Identification cards

New vertical orientation for quick verification of age.



Restricted Minor Permit



Minor Identification Card

- Mount Rushmore is in the background of the card.
- A ghost image of the driver's photo is in the lower right corner of the card.
- The DL/ID number is in red.
- If the card holder has designated wishes to be an organ donor the word "Donor" is written in red letters.

Barcode

- The back of the license includes two types of barcodes.
- 1D Barcode contains material management inventory number.
- 2D Barcode contains all information on the front of the license except photo and signature

- The back of the license includes the class of license, restrictions and endorsements specific to the card holder.
- The living will and power of attorney indicators are on the back of the card.
- The 18th and 21st birthday are printed on the back of all cards issued to someone under 21.
- A 2-dimensional barcode is included on the back of the card.

- State identification cards will include all the same security features as the driver licenses.

Manitoba Drivers License



Laser Engraved Photo- black and white photo engraved into sub-layers of the card

Lenticular Lens – alters underlying image and data depending on the angle it's held to light

Guilloche Pattern- continuous fine lines on the front & back

Signature- captured electronically and laser-engraved

Rainbow Printing - pattern of ultra-fine lines that change color



ID Exercise



Follow along with the ID Checking Guide

Available for purchase at:

www.driverslicenseguide.com



Montana

07/12/1989 USA Class **D** **DL** **MONTANA** Country
DRIVER LICENSE


9 Class: **D** 12 Restr: **NONE** 9a Endors: **NONE** 4a Issued: **07/30/2010**
4d LIC #: **0997854585236** 15 Sex: **M**
3 DOB: **07/12/1989** 16 Ht: **71in**
4b Expires: **07/12/2015** 17 Wt: **190 lb**
18 Eyes: **BRN**

ST
BUTTE MT 59701-3712

0997854585236



FAKE ID

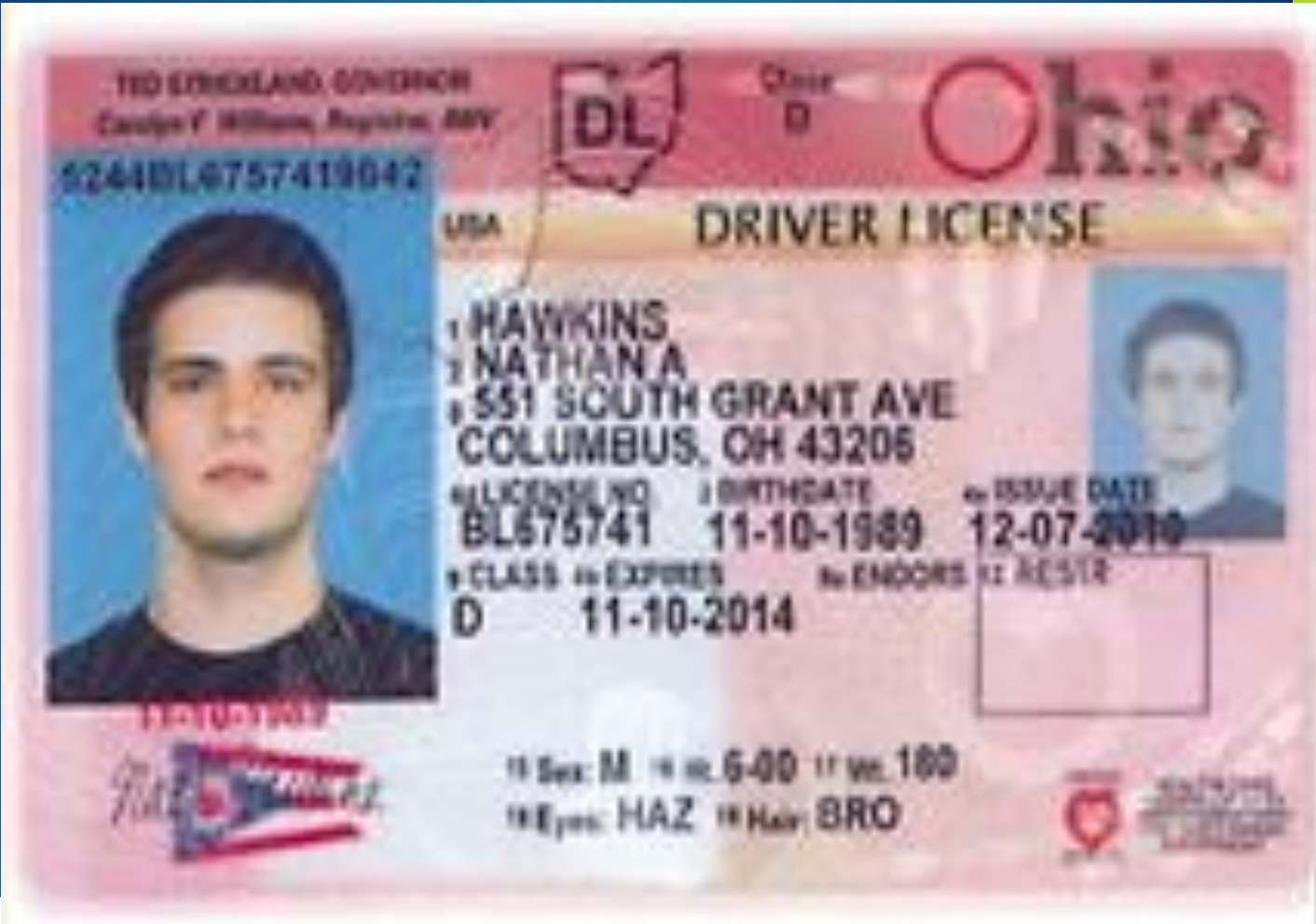


- Banner color pink wrong shade and too much
- “Montana” wrong font
- “Drivers License” wrong font
- Picture background wrong color and does not match the ghost picture background
- Vital information wrong font
- DL Number Info-13 digits
First 2 = birth month,
Next 3 assigned by system,
Next 4 = birth year
Next 2= 41
Last 2+ birthday
- Wrong abbreviation for eye color
- Wrong font for “Name” and “Address” area


VALID ID



Ohio



FAKE ID



- Background holograms and security features are present on the fake ID
- Governor and Registrar's names not centered over photo
- DOB on photo is lower
- Space between "12" and "RESTR"




VALID ID



South Dakota


South Dakota M. Michael Rounds, Governor
OPERATOR LICENSE

CLASS 1	ISSUE DATE 08/25/2009	EXPIRE DATE 07/24/2014		
HEIGHT 6-02	WEIGHT 190	EYE HAZ	SEX M	
BIRTHDATE 07/24/1988	RESTRICTIONS	ENDORSEMENTS		


Derek Holcomb

HOLCOMB, DEREK JEFFREY
510 6TH ST
NEWELL, SD 57760

LICENSE NUMBER
144117063



FAKE ID



- The colored border around license is not equally indented from the edge

- Blue background is lighter, however ID guide says it can be

- Four faces are not as defined and appear to be washed out

- Expire Date and DOB not lined up

- Vital information not correct font

- South Dakota seal washed out, not proper color

- Font for name and address are wrong size



Wisconsin

WISCONSIN DRIVER LICENSE
PROBATIONARY

UNDER 21
UNTIL 01-30-04

DID: **S536-0618-3030-08** DOB: **01-30-83**
Issued: **02-09-03** Expires: **02-09-06**


Class	Endorsements	Restrictions
D	None	See back

Sex	Hair	Eyes	Height	Weight
M	BRO	BLU	5'07"	165

BRIAN A SCHNEIDER
1202 SPENCER AVE
GREENFIELD WI 53220

Brian Schneider

ORGAN DONOR STICKER HERE



FAKE ID

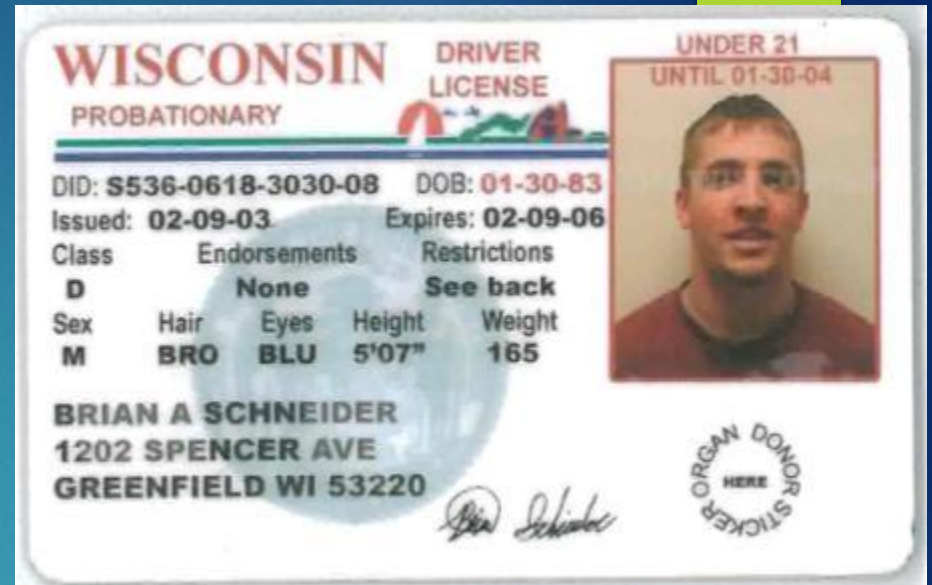
No hologram

Font of letters across the picture is different

Font on drivers license number should be larger

Red hue of the font does NOT match

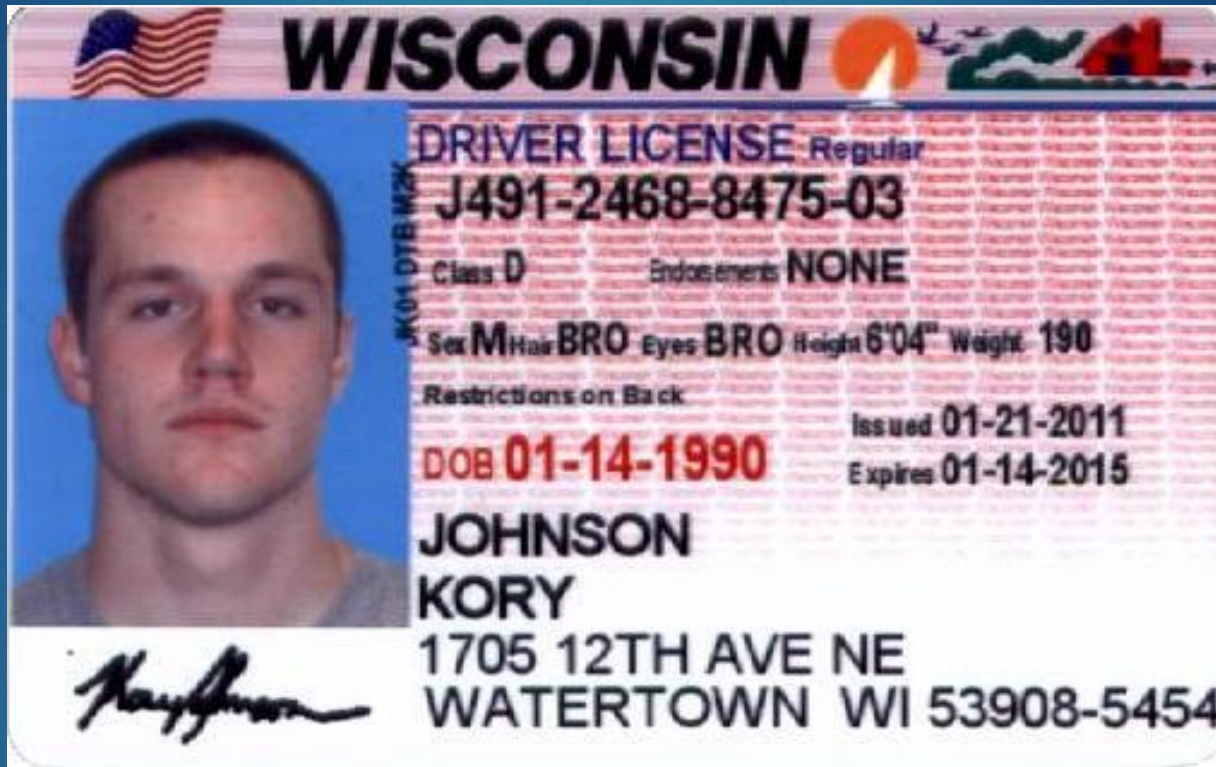
Font is too bold



VALID ID



Wisconsin



WISCONSIN

DRIVER LICENSE Regular
J491-2468-8475-03

Class **D** Endorsements **NONE**

Sex **M** Hair **BRO** Eyes **BRO** Height **6'04"** Weight **190**

Restrictions on Back

DOB **01-14-1990** Issued **01-21-2011**
Expires **01-14-2015**

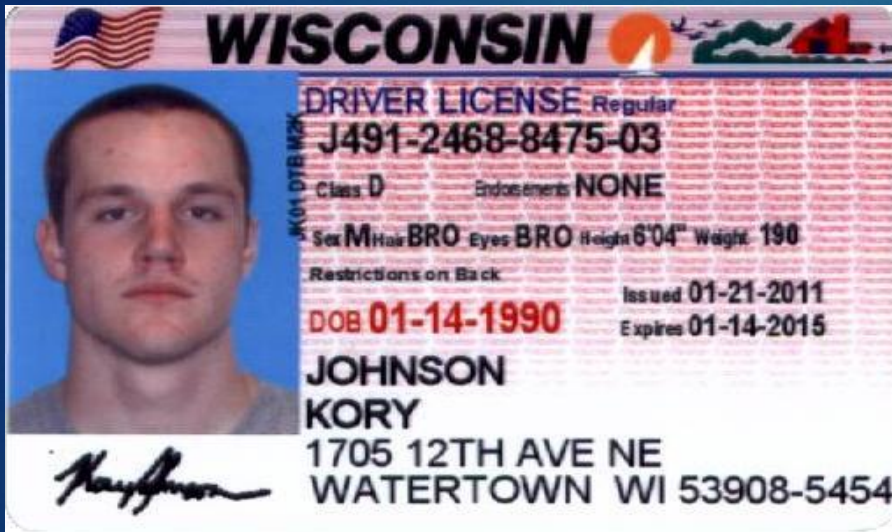
JOHNSON
KORY

Kory Johnson

1705 12TH AVE NE
WATERTOWN WI 53908-5454

JK01 DTB MZK





FAKE ID



VALID ID

- ▶ No holograms (State Coat of Arms)
- ▶ Banner has single color
- ▶ Wisconsin – wrong font
- ▶ “Drivers License” is wrong font and color
- ▶ “Regular” spaced wrong
- ▶ Year of birth in DL #
- ▶ Month of birth in DL #
- ▶ Demographics in wrong font and spacing too close
- ▶ Endorsement field should be blank – not None
- ▶ Date of Birth wrong color
- ▶ Name should be first name then last name
- ▶ Signature is computer generated

MICHIGAN

OPERATOR LICENSE

T 854 200 541 683

EXPIRES

10-09-2005



SARAH LYNN TESSMANN

1541 N 3RD STREET

ADRIAN, MI 49221-0251

Date of birth	Sex	Height	Eyes	Type	Endorsements
10-09-1981	F	507	HZL	O	NONE

Restrictions: NONE

A handwritten signature in black ink, appearing to read "Sarah Lynn Tessmann".


L432634

See back for medical information, anatomical gift





FAKE ID



VALID ID

No ghost image

Used different font type

Fonts are smaller

Poor picture resolution



UAW CALIFORNIA UAW

DRIVER LICENSE

C5500717 CLASS: C

EXPIRES 01-20-96



DAVID NICHOLAS DAMORE
10020 ZELZAH 309
NORTHRIDGE CA 91325

SEX: M HAIR: BRN EYES: GRN
HT: 6-00 WT: 180 DOB: 01-20-69

David N. Damore

02/26/92 678/ 27/ FD/96 0005






FAKE ID

No spacing

Wrong font size

Eye color, Date of Birth and Class C are not centered on right side

Picture is larger, has the wrong color background, and extends to the edges of the ID




VALID ID

No ghost image

International Driver's License

*In reality, there is no such thing as
an international driver's license.
Selling them is a scam.*

The IDL should not be confused with a legal document called an International Driver's Permit (IDP). An IDP is an official booklet which translates a driver's license into several languages. In many countries (but not the U.S.), a visitor who wishes to drive is required to have an IDP.

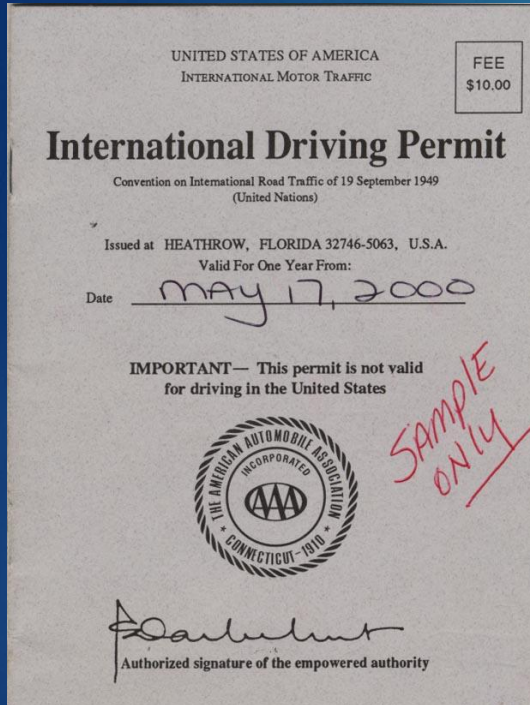


FAKE ID



International Driver's License

- There are no International Driver's Licenses or United Nations (U.N.) International Driver's Licenses.
- There are legitimate International Driving Permits (IDPS), which translates a persons home driver's license information into several languages to be read by foreign officials.
- IDPs are not identity documents.
- Additional identification MUST be presented, which is the home country license.
- Legitimate IDPs are paper-gray in color, and are not laminated.
- The Dept. of State issues Driver's Licenses to Diplomatic personnel
- IDPs are only valid for foreign nationals to operate in the United States, NOT U.S. citizens to use stateside
- If presented with an IDP by a *U.S. citizen* or presented with a fraudulent "International Driver's License" notify law enforcement.



Recognizing Intoxication

...the responsibility of
the server



Public Health
Prevent. Promote. Protect.
Fargo Cass Public Health



How alcohol affects the human body....



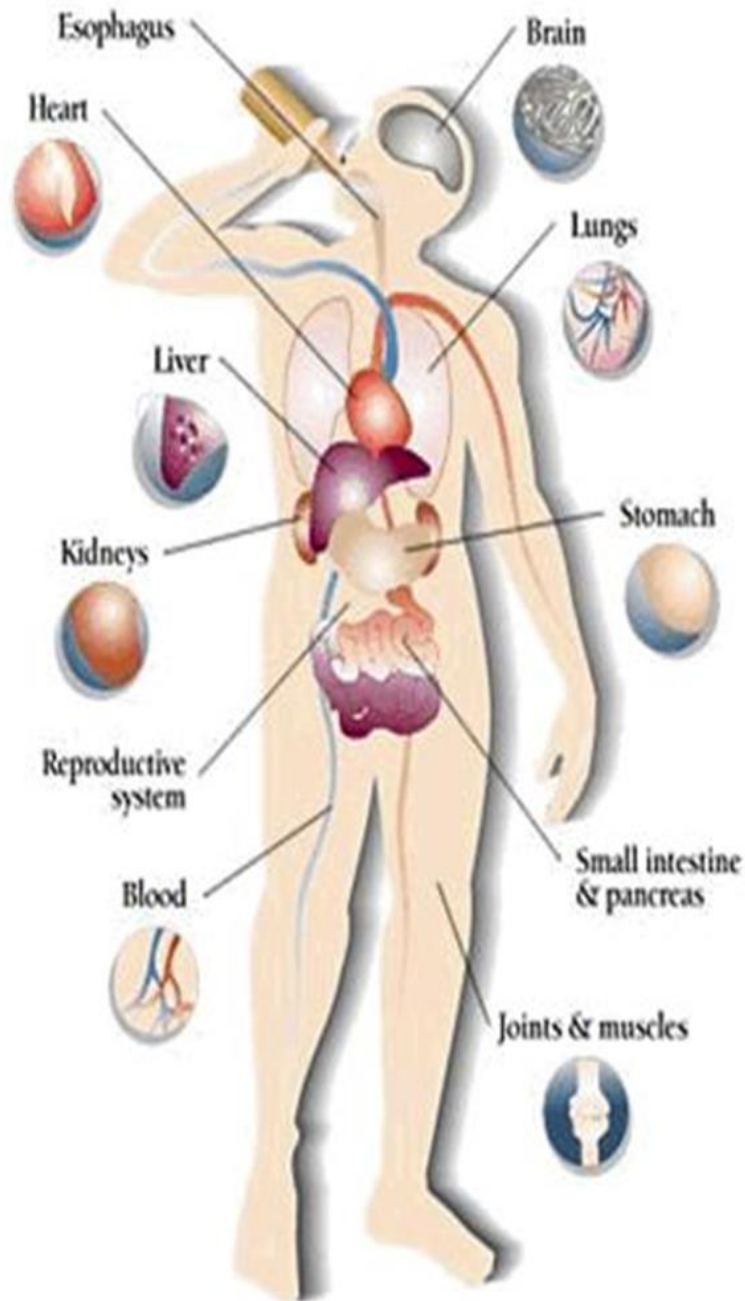
The more alcohol a person drinks, the higher their Impairment.

As a person's impairment increases, usually four things are affected:

- Inhibitions
- Judgment
- Coordination
- Physical Appearance



HOW ALCOHOL AFFECTS THE BODY



Factors that influence a person's Impairment:

- **Size**

The drinker's weight and body mass make a difference. Smaller people are usually affected more quickly by alcohol.



Factors that influence a person's Impairment:

• Rate of Consumption

Gulping drinks and ordering frequently will rapidly increase a person's impairment



Factors that influence a person's Impairment:

- **Sex**

Women are generally smaller than men and have more body fat, therefore tend to become impaired more quickly.



Factors that influence a person's Impairment:

• Food

A full stomach slows the pace in which alcohol is absorbed.

HOWEVER, eating more before drinking will not prevent impairment.



Factors that influence a person's Impairment:

•Strength of the Drink

Drinks have different effects based on their composition. For example: straight shots, carbonated or juice mixers



Factors that influence a person's Impairment:

- **Mood**


A person who is upset, exhausted or under stress feels the effects of alcohol more quickly than others.



Factors that influence a person's Impairment:

- **Drug Use**

Legal or illegal drugs can speed up the effects of alcohol and have an unpredictable outcome.



Factors that influence a person's Impairment:

• Experience

Experienced drinkers may not exhibit signs of impairment as quickly as moderate drinkers.

Please rate your experience

- Outstanding*
- Excellent
- Very good
- Good
- Average
- Poor



Monitoring Customers:

- It takes a healthy body approximately one to two hours to eliminate a drink
- Maximum impairment isn't reached until 15-30 minutes after last drink

One drink equals:

- 1.5 ounces of 80 proof liquor
- a 12-ounce Beer
- a 5-ounce glass of wine



**12 fl oz of
regular beer**

=

**8–9 fl oz of
malt liquor**
(shown in a
12 oz glass)

=

**5 fl oz of
table wine**

=

**1.5 fl oz shot of
80-proof spirits**
(whiskey, gin, rum,
vodka, tequila, etc.)



about 5%
alcohol



about 7%
alcohol



about 12%
alcohol



about 40%
alcohol

The percent of “pure” alcohol, expressed here as alcohol by volume (alc/vol), varies by beverage.



6ft

Take A Closer Look.

5ft

1

1.7

1

2

4ft

So when the officer asks...

“How many drinks did you *really* have?”



How Much is TOO MUCH?

Green- GO



Characteristics

- ▶ Logical speech
- ▶ Pleasant demeanor
- ▶ Coordinated movements
- ▶ Not intoxicated

Server Responsibilities

- ▶ Okay to serve



Yellow- Slow Down



Characteristics

- ▶ More talkative & outgoing
- ▶ Argumentative
- ▶ Drinking other's drinks
- ▶ Inhibitions loosen
- ▶ Speech gets louder

Server Responsibilities

- ▶ Bring water with every drink
- ▶ Offer food
- ▶ Take glass away then come back to take the order



Red - STOP

Characteristics

- ▶ Uncoordinated gait
- ▶ Slowed reactions
- ▶ Spilling drinks
- ▶ Change in demeanor
- ▶ Irrational speech
- ▶ Laying head on table
- ▶ Glassy eyes

Server Responsibilities

- ▶ Stop serving alcohol immediately!
- ▶ Bring them water
- ▶ Have friends take home/call taxi



Keep in Mind...

Time is the ONLY thing that can sober a person up.

- People get intoxicated at different rates, however everyone sobers up at the same rate.
- Alcohol leaves the system at the rate of .015 percent per hour (LESS than one drink per hour) regardless of gender, body type and size.
- Drinking coffee, taking a shower, exercising and other things have **NO EFFECT** on how fast a person sobers up.



Alcohol Poisoning

The person:

- Cannot be woken up
- Vomits while passed out
- Cannot stand without assistance
- Has slow breathing (fewer than 6 breaths per minute)
- Has bluish/purplish or pale skin
- Has cool or clammy skin
- Has an irregular pulse (slower than 40 beats per minute)
- Has an irregular heart rhythm



WHEN IN DOUBT CALL 911!!!

Keep in Mind...

- A person doesn't reach their maximum impairment level until **15-30 minutes** after their last drink.
- It is important to re-rate your customer's level of intoxication before every sale.



Sobering Takes Time

Only time can sober someone up.

A late night of heavy drinking follows a person into daylight hours. Notice the BAC levels if they were to stop drinking at 2:00 a.m.

Time	BAC
2 a.m.	.200
3 a.m.	.185
4 a.m.	.170
5 a.m.	.155
6 a.m.	.140
7 a.m.	.125
8 a.m.	.110
9 a.m.	.095



Keep in Mind...

You can mistake illness for intoxication.

- Look for Medic-Alert jewelry
- Other indicators (medications that are present, ask others)
- Need for prompt, correct action

WHEN IN DOUBT CALL 911!!!



Intervention Techniques:

- ▶ Take time to assess the situation – get ALL the facts
- ▶ Contain the situation, get on the same level, use the person's name
- ▶ Use “I” statements, place the blame on the establishment/management/yourself
- ▶ Never embarrass the person
- ▶ Don't accuse/judge the person
- ▶ **NEVER** use the word “**DRUNK**”
- ▶ Remain calm, but be firm
- ▶ **DO NOT TOUCH**, give the person space
- ▶ Express concern for the person's safety
- ▶ Don't get defensive, but don't back down



Ten Steps of Intervention

1. Assess
2. Contain
3. Use name
4. Don't judge/ Use "I"
5. Remain Calm
6. Don't Touch
7. Show Concern
8. Offer choices
9. Don't get defensive
10. Don't back down



Evaluations...

Server Training PowerPoint
available online at:

FargoCassPublicHealth.com

