

LDC Section 20-0403.B.6.c
Accessory Uses – Fences, Walls and Closely Grown Hedges

- (1) Within SR, MR, NC and NO zoning districts, restrictions on the height of fences, walls and closely grown hedges shall be as follows:
 - (a) in any front yard no fence, wall or hedge shall exceed 3 feet in height, provided however that fences that are at least 75% light-permeable may exceed 3 feet, but may not exceed 4 feet in height;
 - (b) in any street side yard or interior side yard from the front property line extending the length of the front-yard setback distance or to the front of any existing house or other principal building, whichever length is greater, no fence, wall or hedge shall exceed 3 feet in height, provided however that fences that are at least 75% light-permeable may exceed 3 feet, but may not exceed 4 feet in height;
 - (c) in any street side yard or interior side yard from the point identified in subparagraph (b) hereof to the rear property boundary or in any rear yard no fence, wall or hedge shall exceed 6.5 feet in height; and
 - (d) in any rear yard, any fence, wall, or hedge located at least three feet from the property line may exceed 6.5 feet, but may not exceed 8.5 feet.
- (2) Within LC, GC, DMU, LI and GI zoning districts, restrictions on the height of fences, walls and closely grown hedges shall be as follows:
 - (a) No fence, wall or hedge shall exceed 8.5 feet in height.
 - (b) In the event that the property is adjacent to residentially-zoned property, no fence, wall or hedge may exceed 6.5 feet in height along, or within three feet of, the property line abutting residentially-zoned property.

Please note that any fence exceeding 8.5 feet in height will require a building permit and must meet the building setback requirements for the property on which it will be constructed.

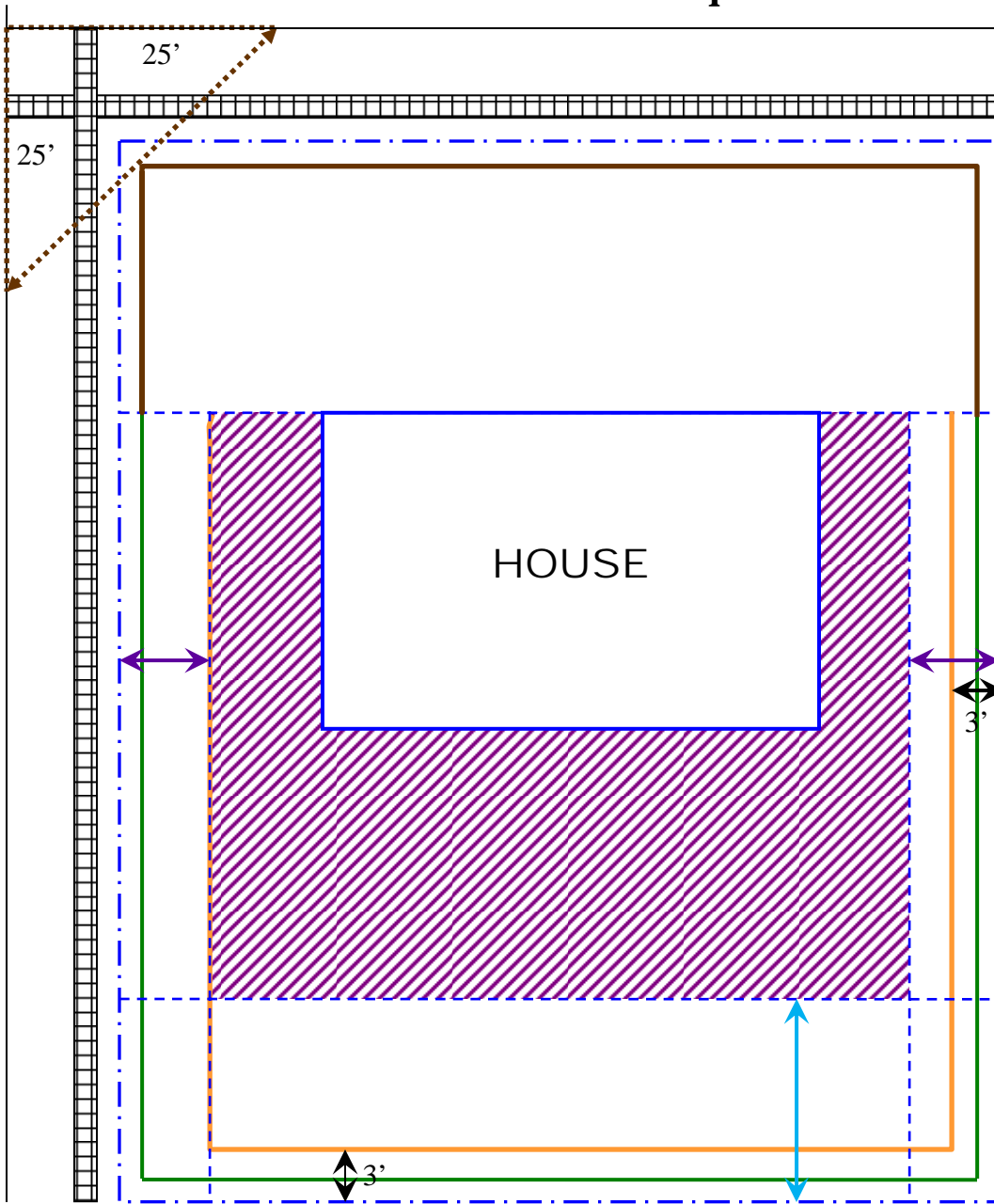
§20-0706 Corner Visibility

Notwithstanding any other provision of this Land Development Code, neither buildings, permanent or portable signs, parking spaces, fences, landscaping nor any other object may be erected, placed, planted, or allowed to grow in such a manner as to impede vision between a height of 2 feet and 8 feet above curb grade within the required corner visibility area of a street intersection or driveway intersection with a street.

Required Corner Visibility	
Speed Limit (miles per hour)	Size of Corner Visibility Triangle
25	25 feet measured from curb
30	25 feet measured from curb
35	30 feet measured from curb
40	25 feet measured from property line
45	33 feet measured from property line
50	43 feet measured from property line
55	60 feet measured from property line

At intersections of two streets, the corner visibility triangle for the street with the higher speed limit applies. The size of the triangle may be increased by the Zoning Administrator when deemed necessary for traffic safety alignment or other factors that require increased corner visibility. This Corner Visibility Standard shall not apply within the portion of the DMU district where development follows the zero lot line dimensional standard. A “portable sign”, as defined in the Fargo Sign Code, that is located within a parking space on an all-weather-surface parking lot that is striped for parking shall be permitted even though such sign may be within said corner visibility area. For purposes of this section, that “distance measured from curb” at an intersection of two streets or roads shall be determined from a point where the extension of the curb from the two streets or roads meet and, at an intersection of a street or road and a driveway, the distance shall be measured from the point of the curb cut for the driveway.

Residential Fence Requirements




 Sidewalk


 Property Line


 Required Setbacks


 Required Side Yard


 Required Rear Yard

 3' Maximum (measured from curb level)

 3' Maximum (4' if 75% Light Permeable)

 6.5' Maximum

 8.5' Maximum

 8.5' or greater, and requires a permit